



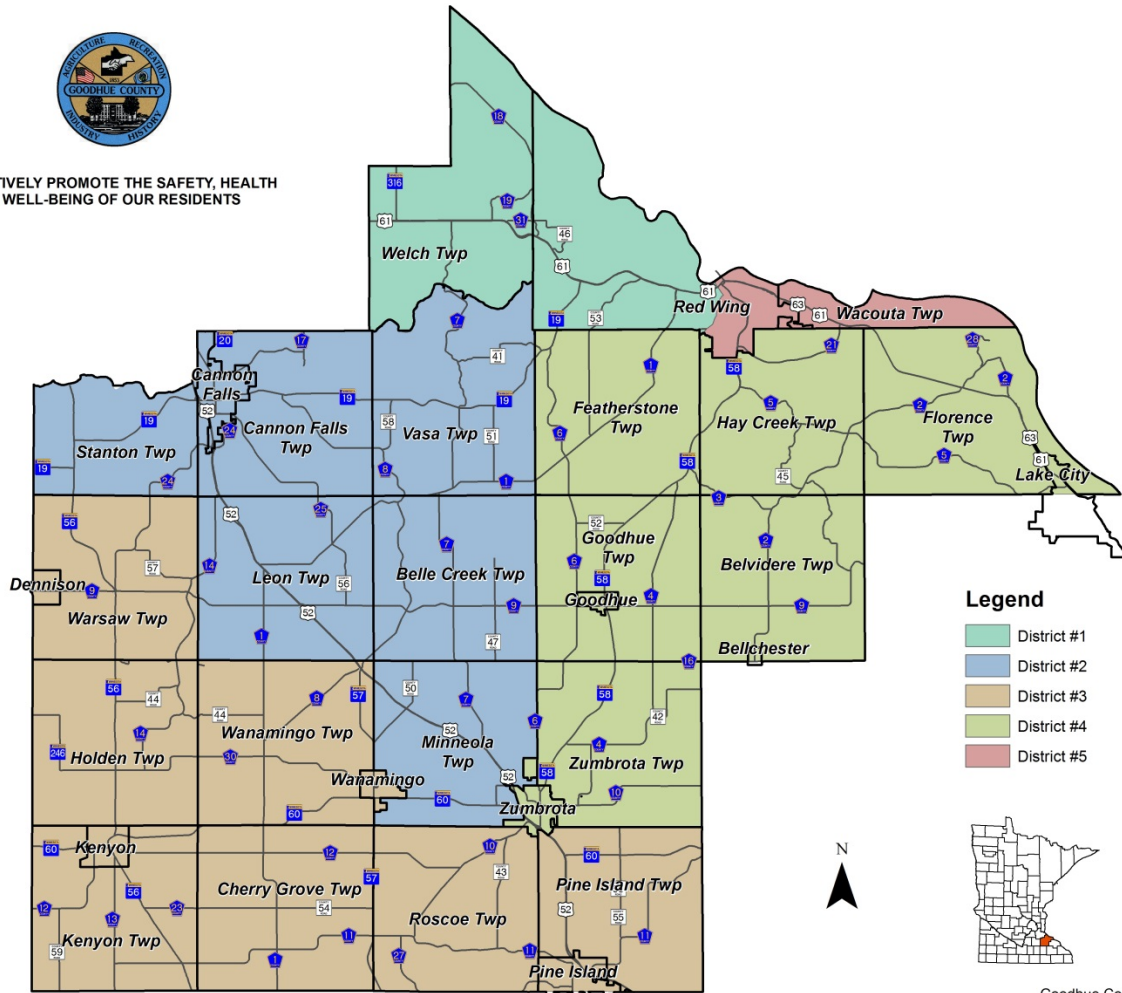
BOARD OF COMMISSIONERS

FY 2017
Approved
Budget

GOODHUE COUNTY, MINNESOTA COMMISSIONER DISTRICTS



TO EFFECTIVELY PROMOTE THE SAFETY, HEALTH
AND WELL-BEING OF OUR RESIDENTS



Legend


- District #1
- District #2
- District #3
- District #4
- District #5



Goodhue County, MN 2015



District 1
Commissioner Ron Allen
1713 Siewert Street
Red Wing, MN 55066



District 4
Commissioner Jason Majerus
39111 County 2 Boulevard
Goodhue, MN 55027



District 2
Commissioner Brad Anderson
10679 375th Street Way
Cannon Falls, MN 55009



District 5
Commissioner Paul Drotos
1825 Twin Bluff Road
Red Wing, MN 55066



District 3
Commissioner Barney Nesseth
41595 County 8 Boulevard
Zumbrota, MN 55992



County Administrator
Scott O. Arneson
509 West 5th Street
Red Wing, MN 55066

**BOARD OF COUNTY COMMISSIONERS
GOODHUE COUNTY, MINNESOTA**

Date: December 20, 2016

Moved by C/Anderson, seconded by C/Rechtzigel, and carried (3-2-0) with C/Seifert and C/Majerus dissenting to approve the following 2017 Budget and Levy and proposed capital plan as presented:

WHEREAS, The Goodhue County Board and Department Heads have conducted a lengthy, detailed budget planning process, and;

WHEREAS, The County Board has considered all correspondence regarding the same, and has again reviewed said proposed budget to determine that it does in fact represent fiscally responsible county government;

Budget		
FUND	2017 Expenditures	2017 Revenues
General Fund	\$ 26,070,412	\$ 9,021,169
Public Works	\$ 13,914,381	\$ 9,988,426
Health and Human Services	\$ 14,877,851	\$ 9,280,877
ISTS & Well Loan Program	\$ 17,568	\$ 17,568
EDA	\$ 94,674	\$ 69,380
Capital Plan	\$ 2,059,241	\$ 8,000
Debt Services	\$ 2,025,914	\$ 50,549
Waste Management	\$ 660,627	\$ 316,080
2017 Levy		\$ 30,968,619
Total	\$ 59,720,668	\$ 59,720,668

NOW, THEREFORE, BE IT RESOLVED, that the proposed 2017 Goodhue County Budget be approved as presented.

**BOARD OF COUNTY COMMISSIONERS
GOODHUE COUNTY, MINNESOTA**

December 20, 2016

Levy Resolution

WHEREAS, Goodhue County Department Heads have submitted 2017 proposed department budgets which include anticipated revenues and expenditures; and

WHEREAS, The County Administrator has compiled all 2017 funding requests, revised and presented said requests to the County Board; and

NOW, THEREFORE, BE IT RESOLVED, that the Goodhue County Board of Commissioners does hereby certify to the State of Minnesota the following proposed property tax levy:

Levy	
Fund	2017 Final Levy
General Fund	\$ 17,049,243
Public Works	\$ 3,925,955
Health and Human Services	\$ 5,596,974
ISTS & Well Loan Program	\$ -
EDA	\$ 25,294
Capital Plan	\$ 2,051,241
Debt Services	\$ 1,975,365
Waste Management	\$ 344,547
Total	\$ 30,968,619

BE IT FURTHER RESOLVED, that the County Auditor-Treasurer hereby certify the above-referenced levy to the Minnesota Department of Revenue.

State of Minnesota
County of Goodhue

Majerus	Yes <input type="checkbox"/>	No <input checked="" type="checkbox"/>
Allen	Yes <input checked="" type="checkbox"/>	No <input type="checkbox"/>
Seifert	Yes <input type="checkbox"/>	No <input checked="" type="checkbox"/>
Rechtzigel	Yes <input checked="" type="checkbox"/>	No <input type="checkbox"/>
Anderson	Yes <input checked="" type="checkbox"/>	No <input type="checkbox"/>

I, Scott O. Arneson, duly appointed, County Administrator of the County of Goodhue, State of Minnesota, do hereby certify that I have compared the foregoing copy of a resolution with the original minutes of the proceedings of the Board of County Commissioners, Goodhue County, Minnesota at their session held on the 20th day of December 2016, now on file in my office, and have found the same to be a true and correct copy thereof.

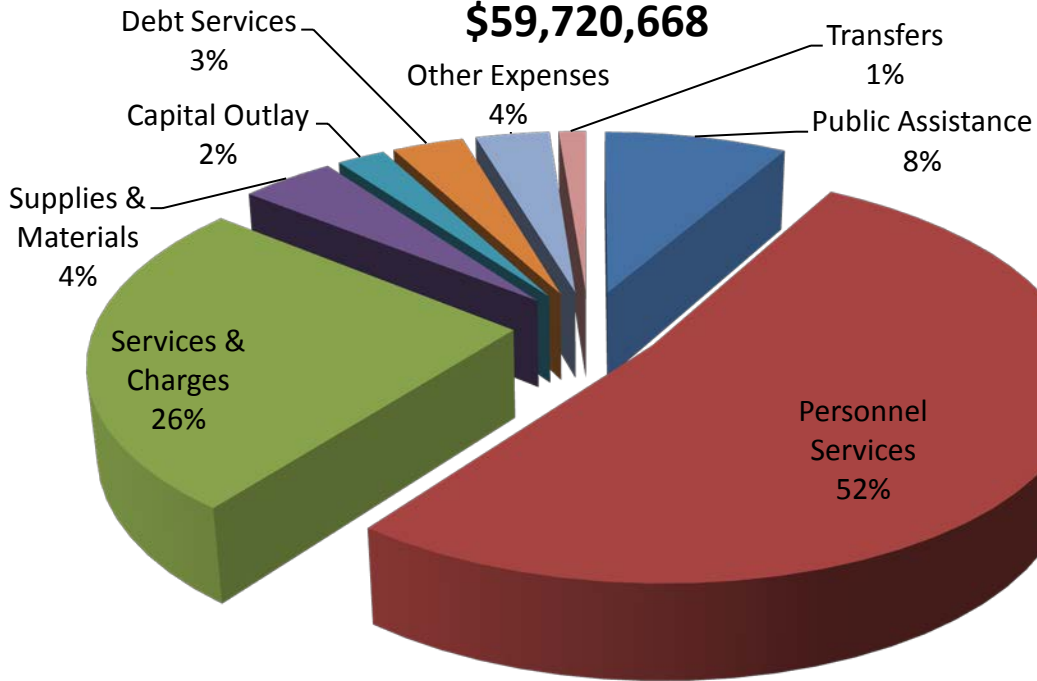
Witness my hand and official seal at Red Wing, Minnesota, this 20th day of December, 2016.



Scott O. Arneson
County Administrator

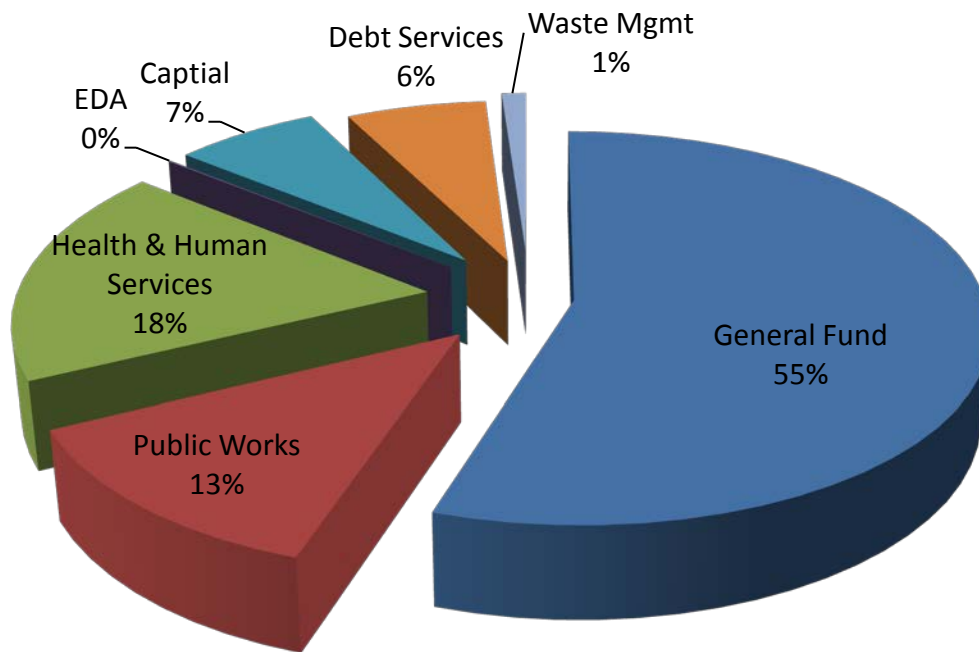
2017 Approved Budget

\$59,720,668



2017 Approved Levy

\$30,968,619



Levy History Detail

Fund	Department	Dept #	2015 Levy	2016 Levy	2017 Proposed Levy	2017 Levy inc/(dec) over 2016
General Revenue	Gen Gov't Misc	001	(2,402,886)	(2,145,020)	(2,195,962)	(50,942)
	Outside Agencies	002	993,431	1,011,668	1,031,392	19,724
	County Board	005	275,015	247,174	260,698	13,524
	Court Administration	011	114,000	114,000	114,000	-
	Law Library	025	-	-	-	-
	Administration	031	401,876	414,115	421,437	7,322
	Auditor/Treasurer	041	615,028	645,176	695,561	50,385
	Assessor	055	961,065	986,747	1,054,019	67,272
	Human Resource	061	446,152	464,285	541,299	77,014
	Information Technology	063	873,908	873,910	976,052	102,142
	Elections	071	39,990	38,050	45,415	7,365
	Attorney	091	1,557,994	1,638,588	1,688,477	49,889
	Attorney Contingent	093	7,500	7,500	7,500	-
	Recorder	101	181,767	115,427	131,074	15,647
	Surveyor	103	250,306	269,918	262,611	(7,307)
	GIS	105	178,669	187,493	170,491	(17,002)
	Facilities Maintenance	111	874,945	805,693	724,389	(81,304)
	Veteran's Service	121	192,327	194,922	192,456	(2,466)
	Planning,Zoning,Bldg	127	572,113	591,465	528,443	(63,022)
	Motor Pool	130	-	-	-	-
	Sheriff-Patrol/Civil	201	4,262,705	4,301,428	4,377,472	76,044
	Sheriff-Contingent	203	-	-	-	-
	Sheriff-Seasonal	205	133,073	153,760	201,827	48,067
	Sheriff-ADC	207	3,568,765	3,467,786	3,717,251	249,465
	Sheriff-Dispatch E911	209/210	881,229	869,247	931,137	61,890
	Sheriff-Coroner	215	130,700	134,621	133,314	(1,307)
	Court Services	255	774,693	821,258	821,379	121
	Family Court	257	-	-	-	-
	Sheriff-OEM	281	36,707	50,634	37,274	(13,360)
	Byllesby Dam	523	-	-	1,350	1,350
	Extension	601	138,828	142,602	166,012	23,410
	County Ditch #1	630	-	-	-	-
	Railroad Authority	750	4,375	4,375	4,375	-
	Operations Reserve	802	-	-	-	-
	Compensated Absences	803	-	-	-	-
	Employee Training	805	-	-	8,500	8,500
	Building Reserve-Welfare/P	806/808	-	-	-	-
General Revenue			16,064,275	16,406,822	17,049,243	642,421
Public Works	Fund 03		3,607,808	3,638,442	3,925,955	287,513
Health & Human Services	Fund 11		5,367,654	5,218,251	5,596,974	378,723
EDA	Fund 25		2,894	19,298	25,294	5,996
Capital Plan	Fund 34		659,467	1,217,345	2,051,241	833,896
Debt Service	Fund 35		2,000,000	1,976,142	1,975,365	(777)
Waste Management	Fund 61		313,392	472,105	344,547	(127,558)
			<u>28,015,490</u>	<u>28,948,405</u>	<u>30,968,619</u>	<u>2,020,214</u>

2017 Draft Levy	30,968,619	
2016 Levy	<u>(28,948,405)</u>	
2017 proposed Levy Inc	2,020,214	6.98%

2017 - 2019 Capital Plan Requests			
Department	2017 Request	2018 Request	2019 Request
Administration	4,298	-	4,116
Attorney	18,000	2,358	17,912
County Board	1,458	-	-
Court Services	15,057	-	840
Courts	-	51,000	-
Elections	-	42,000	-
Extension	-	1,680	-
Facilities Maintenance	79,058	67,538	205,000
Finance & Taxpayer Services	13,913	2,520	5,040
Fleet	-	24,000	-
General Government	655,000	-	-
Health & Human Services	5,874	19,794	11,664
Human Resources	-	4,374	-
Information Technology	274,524	260,596	24,200
Land Use Management	-	6,491	34,024
Public Works	583,703	1,361,140	558,631
Sheriff - ADC	18,420	13,420	121,000
Sheriff - Civil/Patrol	274,358	254,110	346,760
Sheriff - Dispatch	-	-	12,473
Sheriff - Seasonal	5,900	83,000	61,000
Surveyor/GIS	38,798	15,458	6,806
Veteran's Service	-	6,000	-
Waste Management	70,880	301,000	642,000
Budget Totals by Year	2,059,241	2,516,479	2,051,466
Transfers In	(8,000)	(8,000)	(8,000)
Net Tax Levy by Year	2,051,241	2,508,479	2,043,466

2017 - 2019 CAPITAL PLAN REQUESTS

** mileage as of 6/30/2016*

Asset #	Description	Dept	Date Purchased	2017 Request	2018 Request	2019 Request
General Government						
2017-001-1	HHS Parking lot (2017)	001	n/a-new	375,000.00		
2017-001-2	Sealcoat Parking Lots (2017)	001	n/a-new	30,000.00		
2017-001-5	Purchase Harris Property (Replenish Bldg Contingency)	001	n/a-new	250,000.00		
	Total General Government			655,000.00	-	-
County Board						
G010712	BOARD RM PRESENTER LAPTOP	005	12/30/2011	1,458.00		
	Total County Board			1,458.00	-	-
Courts						
2017-011-1	WOOD PEW PADS	011	n/a-new		3,000.00	
2017-011-4	(23) CONFERENCE ROOM CHAIRS	011	n/a-new		10,000.00	
2017-011-6	(40) WAITING AREA CHAIRS	011	n/a-new		20,000.00	
2017-011-8	(36) JURY COURTROOM CHAIRS	011	n/a-new		18,000.00	
	Total Courts			-	51,000.00	-
Administration						
G008806	PROJECTOR-ADMIN CONF RM (2007)	031	9/7/2007	1,000.00		
G008807	PROJECTOR-CONF RM 301-1 (2007)	031	9/7/2007	1,000.00		
G010436	COMPUTER:BD RM MINUTES (2010)	031	12/3/2010	840.00		
G010591	DELL LAPTOP:ADMIN CONF RM (2011)	031	7/6/2011	1,458.00		
G011021	LAPTOP:S THUMAN (2014)	031	4/25/2014			1,200.00
G011332	LAPTOP:SCOTT ARNESON (2015)	031	8/28/2015			1,458.00
G011333	LAPTOP:ANDREA (2015)	031	8/28/2015			1,458.00
	Total Administration			4,298.00	-	4,116.00
Finance & Taxpayer Services						
2017-041-1	MONEY COUNTER	041	n/a-new	2,500.00		
G010435	COMPUTER:REGISTER 2 (2010)	041	12/3/2010	840.00		
G1674	COMPUTER:COUNTER INQUIRY (2008)	041	10/10/2008	750.00		
G010374	COMPUTER:NEW ASSESSOR (2011) Surface Pro Tablet	055	4/29/2011	1,673.00		
G010752	LAPTOP:MICHELLE (2012) Surface Pro Tablet	055	3/16/2012	1,673.00		
G010753	LAPTOP:LAVON (2012) Surface Pro Tablet	055	3/16/2012	1,673.00		
G010945	COMPUTER:MIKE F (2014) Surface Pro Tablet	055	2/21/2014	1,673.00		
G010907	LAPTOP:BROOKE (2013) Surface Pro Tablet	055	6/21/2013	1,673.00		
G010754	COMPUTER:SHEILA (2012)	055	3/16/2012	1,458.00		
G010944	COMPUTER:JILL (2014)	041	2/21/2014		840.00	
G010946	COMPUTER:LISA (2014)	055	2/21/2014		840.00	
G010947	COMPUTER:LYNDA (2014)	055	2/21/2014		840.00	
G010935	COMPUTER:REGISTER 3 (2013)	041	12/13/2013			840.00
G010936	COMPUTER:BANKING/ELEC (2013)	041	12/13/2013			840.00
G011119	COMPUTER:MICKI (2015)	041	3/6/2015			840.00
G011120	COMPUTER:CAROLYN (2015)	041	3/6/2015			840.00
G011191	COMPUTER:TERRI (2015)	041	3/6/2015			840.00
G011192	COMPUTER:AMY (2015)	041	3/6/2015			840.00
	Total Finance & Taxpayer Services			13,913.00	2,520.00	5,040.00
Human Resources						
G010940	LAPTOP:MELISSA (2014)	061	4/11/2014		1,458.00	
G010948	LAPTOP:CHERYL (2014)	061	4/11/2014		1,458.00	
G010949	LAPTOP:JESSICA (2014)	061	4/11/2014		1,458.00	
	Total Human Resources			-	4,374.00	-
Information Technology						
2017-063-1	COUNTY WIDE MONITORS (2017)	063	n/a-new	10,000.00		
2017-063-3	Scanner:Dave	063	n/a-new	1,150.00		
2017-063-4	HPDL360P Server (for backup system)	063	n/a-new	6,000.00		
2017-063-6	SQL Laserfiche Upgrade	063	n/a-new	7,800.00		

Asset #	Description	Dept	Date Purchased	2017 Request	2018 Request	2019 Request
2017-063-7	Websense Server Project	063	n/a-new	5,500.00		
2017-063-8	Security Audit	063	n/a-new	30,000.00		
2018-063-2	SAN UPGRADE (2017)	063	n/a-new	165,000.00		
2017-063-9	Dispatch Server Room	063	n/a-new		30,000.00	
2017-063-10	Phone Room - Cooling/Fire Protection	063	n/a-new	18,810.00		
G010094	LAPTOP:EDDY W (2012) Surface Pro Tablet	063	12/21/2012	1,673.00		
G010095	LAPTOP:TERRY H (2012) Surface Pro Tablet	063	12/21/2012	1,673.00		
G010096	LAPTOP:AARON F (2012) Surface Pro Tablet	063	12/21/2012	1,673.00		
G010599	EMAIL ARCHIVE SERVER (2012)	063	3/1/2012	7,245.00		
G010901	TAPE LIBRARY,TAPES (2013)	063	5/1/2013	18,000.00		
2018-063-3	Virtual Desktop Workstations: HHS	063	1/1/2016		200,000.00	
2018-063-1	COUNTY WIDE MONITORS (2018)	063	n/a-new		10,000.00	
G010130	LEC FIREWALL (2014)	063	2/28/2014		4,100.00	
G010131	FIREWALL:LEC (2014)	063	2/1/2014		12,000.00	
G010778	SCANNER:DARLA (2012)	063	7/13/2012		1,150.00	
G010950	DELL LAPTOP:DAVE W (2014) Surface Pro Tablet	063	3/21/2014		1,673.00	
G011030	DELL COMPUTER:DARLA F (2014) Surface Pro Tablet	063	8/22/2014		1,673.00	
G101207	Wireless Access Points (13)	063	1/16/2015			5,200.00
2019-063-1	COUNTY WIDE MONITORS (2019)	063	n/a-new			10,000.00
G010133	BLADE SERVER (2014)	063	1/24/2014			500.00
G010134	BLADE SERVER (2014)	063	1/24/2014			1,500.00
G010135	BLADE SERVER (2014)	063	1/24/2014			1,500.00
G010697	BLADE SERVER/CHASSIS (2014)	063	6/1/2014			5,500.00
	Total Information Technology			274,524.00	260,596.00	24,200.00
Elections						
G009345	M100 VOTE TABULATOR (2010)	071	9/3/2010		6,000.00	
G009346	M100 VOTE TABULATOR (2010)	071	9/3/2010		6,000.00	
G010586	M100 VOTE TABULATOR (2010)	071	1/1/2013		6,000.00	
G010587	M100 VOTE TABULATOR (2010)	071	1/1/2013		6,000.00	
G010588	AUTOMARK VOTING MACHINE (2006)	071	1/1/2006		4,000.00	
G010589	AUTOMARK VOTING MACHINE (2006)	071	1/1/2013		4,000.00	
G100913	M100 VOTE TABULATOR (2006)	071	8/1/2006		6,000.00	
G100914	AUTOMARK VOTING MACHINE (2006)	071	8/1/2006		4,000.00	
	Total Elections			-	42,000.00	-
Attorney						
2017-091-1	9 SURFACE 3 TABLETS:COURTS	091	n/a-new	8,000.00		
G006897	FELLOWES SHREDDER 480 (1996)	091	1/1/1996	2,000.00		
G007895	PRINTER:DEB (2000)	091	12/12/2000	1,000.00		
G009027	SHARP DIGITAL COPIER (2008)	091	5/2/2008	6,000.00		
G010308	LASERJET PRINTER:SECR (2009)	091	11/4/2009	1,000.00		
G009030	CD PRINTER (2012)	091	12/31/2012		900.00	
G011009	LAPTOP:STEVE O (2014)	091	8/15/2014		1,458.00	
G011199	COMPUTER:AMY CARDA (2015)	091	6/19/2015			840.00
G011200	COMPUTER:NICOLE H (2015)	091	6/19/2015			840.00
G011201	COMPUTER:DEB O (2015)	091	6/19/2015			840.00
G011202	COMPUTER:LAURA F (2015)	091	6/19/2015			840.00
G011203	COMPUTER:DEB DE DEN (2015)	091	6/19/2015			840.00
G011204	COMPUTER:JULIE K (2015)	091	6/19/2015			840.00
G011205	COMPUTER:KATHY H (2015)	091	6/19/2015			840.00
G011321	LAPTOP:CAROL L (2015)	091	5/29/2015			1,504.00
G011322	LAPTOP:LIZ B (2015)	091	5/29/2015			1,504.00
G011323	LAPTOP:ERIN K (2015)	091	5/29/2015			1,504.00
G011324	LAPTOP:CHRIS S (2015)	091	5/29/2015			1,504.00
G011325	LAPTOP:DAVE G (2015)	091	5/29/2015			1,504.00
G011326	LAPTOP:BILL C (2015)	091	5/29/2015			1,504.00
G011327	LAPTOP:ANGIE (2015)	091	5/29/2015			1,504.00
G011328	LAPTOP:STEVE B (2015)	091	5/29/2015			1,504.00
	Total Attorney			18,000.00	2,358.00	17,912.00
Surveyor/GIS						

Asset #	Description	Dept	Date Purchased	2017 Request	2018 Request	2019 Request
G009557	XEROX PRINTER (2007)	103	5/18/2007	500.00		
G010115	LAPTOP:GIS (2013)	103	4/12/2013	1,458.00		
G010811	ADL GPS BASE RADIO (2012)	103	7/13/2012	2,000.00		
G010812	ADL GPS BASE RADIO (2012)	103	7/13/2012	2,000.00		
G010813	ADL GPS BASE RADIO (2012)	103	7/13/2012	2,000.00		
G010894	COMPUTER:GIS/SURVEY (2013)	103	5/17/2013	840.00		
G100796	2003 FORD F-250 4X4:DALE (126,250 miles) *	103	12/1/2002	30,000.00		
G008383	EXPRESSION SCANNER (2001)	103	11/27/2001		3,000.00	
G008897	INFOCUS PROJECTOR (2005)	103	12/22/2005		2,000.00	
G010801	PLOTTER/SCANNER (2012)	103	4/1/2012		9,000.00	
G011011	COMPUTER:JEFF E (2014)	103	5/2/2014		1,458.00	
G010418	COMPUTER:JEFF (2010)	103	8/13/2010			1,700.00
G010571	COMPUTER:TINA (2011)	103	3/4/2011			840.00
G01105	Computer: Leanne K	103	4/3/2015			1,350.00
G011104	Laptop: Chad	103	3/27/2015			1,458.00
G011207	Computer: Lisa Hanni	103	4/3/2015			1,458.00
	Total Surveyor/GIS			38,798.00	15,458.00	6,806.00
Facilities Maintenance						
2017-111-02	(10) Stand-up Workstations	111	n/a-new	15,000.00		
2018-111-1	GOV CTR MASTER CLOCK	111	n/a-new	10,000.00		
2017-111-01	UPS BATTERIES:GOV, LEC, JUS	111	n/a-new	10,000.00		
G010099	LAPTOP:SHARI H (2013)	111	2/22/2013	1,458.00		
G010868	TORO MOWER (2014)	111	11/14/2014	1,300.00		
G010869	TORO MOWER (2014)	111	11/14/2014	1,300.00		
2017-111-03	ENERGY IMPROVEMENTS	111	n/a-new	40,000.00		
2018-111-02	(10) Stand-up Workstations	111	n/a-new		15,000.00	
G005199	CARPET EXTRACTOR (2008)	111	11/26/2008		2,000.00	
G005200	CARPET EXTRACTOR (2008)	111	11/26/2008		2,000.00	
G006327	CARPET EXTRACTOR (2008)	111	11/26/2008		2,000.00	
G009439	TORO SNOWBLOWER (2008)	111	12/19/2008		400.00	
G009440	TORO SNOWBLOWER (2008)	111	12/19/2008		400.00	
G011213	Lawn Mower: STS	111	12/31/2015		1,300.00	
G011214	Lawn Mower: STS	111	12/31/2015		1,300.00	
G011018	LAPTOP:RICK S (2014)	111	7/18/2014		1,458.00	
G011019	COMPUTER:KELLY (2014)	111	7/18/2014		840.00	
G011020	COMPUTER:PAT F (2014)	111	7/18/2014		840.00	
2018-111-03	ENERGY IMPROVEMENTS	111	n/a-new		40,000.00	
2019-111-01	(10) Stand-up Workstations	111	n/a-new			15,000.00
2019-111-02	ENERGY IMPROVEMENTS	111	n/a-new			40,000.00
2019-111-1	LEC COOLING TOWER	111	n/a-new			150,000.00
	Total Facilities Maintenance			79,058.00	67,538.00	205,000.00
Veteran's Service						
G009363	DESK:ROBBY (2007)	121	12/28/2007		3,000.00	
G009364	DESK:HEIDI (2007)	121	12/28/2007		3,000.00	
	Total Veteran's Service			-	6,000.00	-
Land Use Management						
2018-127-1	MAGNETO LOCATOR	127	n/a-new		900.00	
G011012	COMPUTER:MICHELE E (2014)	127	5/2/2014		840.00	
G011013	COMPUTER:SCOTT S (2014)	127	5/2/2014		840.00	
G011014	Computer: (2014)	127	4/25/2014		1,458.00	
G011015	Computer:MIKE W (2014)	127	4/25/2014		1,458.00	
G011100	MULTI FUNCTION PRINTER (2014)	127	8/1/2014		995.00	
G1341	2013 FORD F-150:SCOTT (78,793 miles) *	127	6/1/2013			30,000.00
G011029	COMPUTER:CARRIE K (2015)	127	4/17/2015			840.00
G011198	COMPUTER:DOUG M (2015)	127	4/17/2015			840.00
G011374	COMPUTER:BEN H (2015)	127	9/4/2015			1,504.00
G011375	COMPUTER:PAM H (2015)	127	9/18/2015			840.00

Asset #	Description	Dept	Date Purchased	2017 Request	2018 Request	2019 Request
	Total Land Use Management			-	6,491.00	34,024.00
Fleet						
S100994	2007 FORD TAURUS #805 (106,905 miles) *	130	8/22/2008		24,000.00	
	Total Fleet			-	24,000.00	-
Sheriff - Civil/Patrol						
G008494	LASER RADAR GUN (2003)	201	3/14/2003	3,200.00		
G008526	DEFIBRILLATOR (2004)	201	3/12/2004	1,400.00		
G008527	DEFIBRILLATOR (2004)	201	3/12/2004	1,400.00		
G009001	DEFIBRILLATOR (2005)	201	9/9/2005	1,400.00		
G009002	DEFIBRILLATOR (2005)	201	9/9/2005	1,400.00		
G009003	DEFIBRILLATOR (2005)	201	9/9/2005	1,400.00		
G009780	GPS TRACKER:INVESTIG (2010)	201	12/1/2010	8,000.00		
G010362	COMPUTER:PATROL (2010)	201	11/19/2010	840.00		
G010504	COMPUTER:BAILIFFS (2010)	201	12/17/2010	840.00		
G010511	COMPUTER:TRANSPORTATION (2010)	201	12/17/2010	840.00		
G010706	LAPTOP:POLE CAMERA (2012)	201	3/9/2012	1,458.00		
G010731	COMPUTER:TRIS MATTHEWS (2013)	201	1/4/2013	1,500.00		
G010734	COMPUTER:NICK NOVAK (2013)	201	1/4/2013	840.00		
G010735	COMPUTER:KRIS JOHNSON (2013)	201	1/4/2013	840.00		
G010737	COMPUTER:JILL JOHNSON (2013)	201	1/4/2013	840.00		
G010739	COMPUTER:SUTTON-BROWN (2013)	201	1/4/2013	840.00		
G010777	CD PRINTER (2012)	201	10/29/2012	840.00		
G010841	COMPUTER/SSD:FORENSICS (2013)	201	3/8/2013	7,530.00		
G010916	COMPUTER:JHANSON (2013)	201	12/20/2013	950.00		
G101045	TACTICAL VEST:TROOLIN (2011)	201	6/24/2011	3,000.00		
G101108	TACTICAL VEST:VOXLAND (2012)	201	2/10/2012	3,000.00		
G100960	07 CHEVY UPLANDER UNMARKED #24 (108,815 miles) *	201	2/1/2007	30,000.00		
SQ0922	2007 UNMKD TRAILBLAZER #922 (111,990 miles) *	201	1/1/2010	30,000.00		
SQ1121	2011 MRKD CHEVY TAHOE:GOHAM (117,535 miles) *	201	6/1/2011	45,000.00		
SQ1222	2013 FORD INTERCEPT (2012) (95,824 miles) *	201	6/1/2012	41,000.00		
SQ1321	2013 FORD EXPLORER:HOEKSTRA (99,313 miles) *	201	4/1/2013	45,000.00		
SQ1326	2013 FORD INTERCEPT:MOSEY (97,862 miles) *	201	4/1/2013	41,000.00		
2015-201-3	PERSONAL BODY SURVEILLANCE	201	n/a-new		11,000.00	
2018-201-2	HOLOGRAPHIC WEAPON SITES	201	n/a-new		6,500.00	
G009044	DEFIBRILLATOR (2006)	201	4/21/2006		1,400.00	
G009045	DEFIBRILLATOR (2006)	201	4/21/2006		1,400.00	
G009046	DEFIBRILLATOR (2006)	201	4/21/2006		1,400.00	
G009047	DEFIBRILLATOR (2006)	201	4/21/2006		1,400.00	
G010839	FORENSIC LAPTOP:TRIS M (2014)	201	9/12/2014		1,410.00	
G010997	TOUGH PAD:S MCNURLIN (2014)	201	4/18/2014		2,800.00	
G010998	TOUGH PAD:P GIELAU (2014)	201	4/18/2014		2,800.00	
G010999	TOUGH PAD:K JOHNSON (2014)	201	4/18/2014		2,800.00	
G011000	TOUGH PAD:P THOMPSON (2014)	201	4/18/2014		2,800.00	
G011001	TOUGH PAD:B REICH (2014)	201	4/18/2014		2,800.00	
G011002	TOUGH PAD:SUTTON-BROWN (2014)	201	4/18/2014		2,800.00	
G011003	TOUGH PAD:C VOXLAND (2014)	201	4/18/2014		2,800.00	
G011004	TOUGH BOOK:J HUNEKE (2014)	201	4/18/2014		2,500.00	
G011005	TOUGH BOOK:G BARRINGER (2014)	201	4/18/2014		2,500.00	
SQ1223	2013 FORD INTERCEPT (2012) (84,430 miles) *	201	6/1/2012		41,000.00	
SQ1322	2013 FORD INTERCEPT:CALLAHAN (79,950 miles) *	201	4/1/2013		41,000.00	
SQ1324	2013 FORD INTERCEPT:ROBERTS (92,708 miles) *	201	4/1/2013		41,000.00	
SQ1325	2013 FORD INTERCEPT:TR SULLIVA (75,558 miles) *	201	4/1/2013		41,000.00	
SQ1327	07 CHRYSLER PACIFICA (2013) (93,748 miles) *	201	3/1/2013		41,000.00	
G009207	DEFIBRILLATOR (2007)	201	3/2/2007			1,600.00
G009451	DEFIBRILLATOR (2007)	201	3/2/2007			1,600.00
G009452	DEFIBRILLATOR (2007)	201	3/2/2007			1,600.00
G009453	DEFIBRILLATOR (2007)	201	3/2/2007			1,600.00
G009454	DEFIBRILLATOR (2007)	201	3/2/2007			1,600.00

Asset #	Description	Dept	Date		2017 Request	2018 Request	2019 Request
			Purchased				
G009737	LASER RADAR (2008)	201	12/31/2008				3,200.00
G009752	NIGHT VISION EQUIPMENT (2009)	201	4/1/2009				6,000.00
G009758	NIGHT VISION EQUIPMENT (2009)	201	10/30/2009				5,000.00
G009759	NIGHT VISION EQUIPMENT (2009)	201	10/30/2009				5,000.00
G009760	NIGHT VISION EQUIPMENT (2009)	201	10/30/2009				5,000.00
G010829	BALLISTIC SHEILD:ERT (2014)	201	5/9/2014				3,000.00
G101168	TACTICAL VEST: ERT MEDIC (2014)	201	6/27/2014				3,000.00
G101169	TACTICAL VEST: ERT MEDIC (2014)	201	6/27/2014				3,000.00
B010958	MINI TOWER:MCNURLIN (2014)	201	2/26/2014				1,000.00
G010917	COMPUTER:K HOLST (2014)	201	1/31/2014				840.00
G010918	COMPUTER:C VOXLAND (2014)	201	1/31/2014				840.00
G010919	COMPUTER:BEV MATTSON (2014)	201	1/31/2014				840.00
G010920	COMPUTER:DIANE MILLER (2014)	201	1/31/2014				840.00
G010951	COMPUTER:JON HUNEKE (2014)	201	1/31/2014				840.00
G010952	COMPUTER:G BARRINGER (2014)	201	1/31/2014				840.00
G010953	COMPUTER:PAUL GIELAU (2014)	201	1/31/2014				840.00
G011077	COMPUTER:KIM M (2015)	201	3/6/2015				840.00
G011079	COMPUTER:RADIO ROOM (2015)	201	3/6/2015				840.00
G010957	MINI TOWER:POWERS (2014)	201	2/26/2014				1,000.00
G010959	MINI TOWER:JJOHNSON (2014)	201	2/26/2014				1,000.00
G010960	MINI TOWER:PTHOMPSON (2014)	201	2/26/2014				1,000.00
G010961	MINI TOWER:BREICH (2014)	201	2/26/2014				1,000.00
G010962	MINI TOWER:JLAWLER (2014)	201	2/26/2014				1,000.00
G010963	MDT:R TROOLIN (2014)	201	2/21/2014				5,000.00
G010964	MDT:J STEHR (2014)	201	2/21/2014				5,000.00
G010965	MDT:N NOVAK (2014)	201	2/21/2014				5,000.00
G010966	MDT:A MOSER (2014)	201	2/21/2014				5,000.00
G010967	MDT:J JOHNSON (2014)	201	2/21/2014				5,000.00
G010968	MDT:J LAWLER (2014)	201	2/21/2014				5,000.00
G010969	MDT:B HOWARD (2014)	201	2/21/2014				5,000.00
G010970	MDT:R ROBERTS (2014)	201	2/21/2014				5,000.00
G010991	MDT:B HANSON (2014)	201	2/21/2014				5,000.00
G010992	MDT:SEAN CALLAHAN (2014)	201	2/21/2014				5,000.00
G010993	MDT:TREVOR SULLIVAN (2014)	201	2/21/2014				5,000.00
G010994	MDT:M HOEKSTRA (2014)	201	2/21/2014				5,000.00
G010995	MDT:J WINBERG (2014)	201	2/21/2014				5,000.00
G010996	MDT:T MCGUIRE (2014)	201	2/21/2014				5,000.00
G011006	MDT:TIM SULLIVAN (2014)	201	6/6/2014				5,000.00
G011007	MDT:TWOLNER (2014)	201	7/11/2014				5,000.00
G011008	MDT:SUNDBY (2014)	201	7/11/2014				5,000.00
G011010	MDT:J GOHAM (2014)	201	7/18/2014				5,000.00
G011071	MDT:M BOWRON (2014)	201	7/18/2014				5,000.00
SQ1221	FORD INTERCEPT (2012) (75,009 miles) *	201	5/18/2012				41,000.00
SQ1424	14 INTERCEPT: TI SULLIVAN (2014) (50,829 miles) *	201	7/11/2014				41,000.00
SQ1425	14 FORD EXPLORER: SUNDBY (2014) (47,340 miles) *	201	7/11/2014				41,000.00
SQ1426	14 FORD EXPLORER: WARREN (2014) (73,672 miles) *	201	7/11/2014				37,000.00
SQ1525	2015 FORD EXPLORER (2015) (20,603 miles) *	201	5/1/2015				37,000.00
	Total Sheriff - Civil/Patrol				274,358.00	254,110.00	346,760.00
Sheriff - Seasonal							
G005050	SOUND METER (1992)	205	1/1/1992	1,200.00			
G008870	DEFIBRILLATOR (2005)	205	9/9/2005	1,400.00			
G010915	TOUGHPAD PC/DOCK (2013)	205	10/11/2013	3,300.00			
G009742	2009 POLARIS SNOWMOBILE (2008)	205	11/1/2008		10,000.00		
G010487	POLARIS RANGER CREW CAB (2012)	205	7/1/2012		12,000.00		
G100925	2006 MRKD CHEVY SILVERADO #10 (137,023 miles) *	205	4/1/2006		61,000.00		
SQ1027	2010 DODGE RAM: SQUAD 1027 (97,841 miles) *	205	7/1/2010				61,000.00
	Total Sheriff - Seasonal			5,900.00	83,000.00		61,000.00
Sheriff - ADC							

Asset #	Description	Dept	Date		2017 Request	2018 Request	2019 Request
			Purchased				
G008713	DRYER-KITCHEN CLOSET (2003)	207	12/5/2003		5,000.00		
G008714	DRYER-KITCHEN CLOSET (2003)	207	12/5/2003		5,000.00		
G008874	RESTRAINT CHAIR-INTAKE (2006)	207	2/17/2006		1,700.00		
G010326	COMPUTER:INTAKE (2010)	207	3/5/2010		840.00		
G010356	COMPUTER:INTAKE (2010)	207	11/19/2010		840.00		
G010358	COMPUTER:PROGRAMS (2010)	207	11/19/2010		840.00		
G010364	COMPUTER:JAIL HOLDING (2010)	207	11/19/2010		840.00		
G010426	COMPUTER:SHARON HAYUNGA (2010)	207	8/27/2010		840.00		
G010679	DELL COMPUTER:COURT HOLDING (2011)	207	12/9/2011		840.00		
G010857	COMPUTER:BRIAN COLEMAN (2013)	207	4/26/2013		840.00		
G010859	COMPUTER:JAIL INTAKE (2013)	207	4/26/2013		840.00		
G010954	COMPUTER:MARK AGRE (2014)	207	2/26/2014			840.00	
G010955	COMPUTER:INTAKE (2014)	207	2/26/2014			840.00	
G010956	COMPUTER:INTAKE (2014)	207	2/26/2014			840.00	
G008685	VEGETABLE PREP SINK (2003)	207	12/5/2003			2,300.00	
G008690	WORK TABLE-KITCHEN (2003)	207	12/5/2003			1,000.00	
G008700	GAS CONVECTION OVEN (2003)	207	12/1/2003			7,000.00	
G010830	Ipad:Language Line (2014)	207	5/6/2014			600.00	
G008681	WALKIN FREEZER/COOLER (2003)	207	12/1/2003				10,000.00
G008686	ICE MAKER:KITCHEN (2003)	207	12/5/2003				1,800.00
G008694	EXHAUST HOOD-KITCHEN (2003)	207	12/1/2003				8,000.00
G008703	WORK TABLE-KITCHEN (2003)	207	12/5/2003				2,400.00
G008706	SINK W/DRAIN BOARDS (2003)	207	12/5/2003				2,600.00
G008707	DISH TABLE-KITCHEN (2003)	207	12/5/2003				2,000.00
G008709	DISHWASHER,CONVEYOR (2003)	207	12/1/2003				15,000.00
G008711	MILNOR WASHER EXTRACTOR (2003)	207	12/1/2003				5,000.00
G008712	MILNOR WASHER EXTRACTOR (2003)	207	12/1/2003				5,000.00
G011078	COMPUTER:F UNIT (2015)	207	3/6/2015				840.00
G011080	COMPUTER:JAIL SGTS (2015)	207	3/6/2015				840.00
G011081	COMPUTER:E UNIT (2015)	207	3/6/2015				840.00
G011082	COMPUTER:ADC SPEC MGMT (2015)	207	3/6/2015				840.00
G011083	COMPUTER:ADC NURSES (2015)	207	3/6/2015				840.00
G100832	KITCHEN/LAUNDRY EQUIP (2003)	207	12/1/2003				40,000.00
G101018	JAIL MATTRESSES (2009)	207	12/1/2009				25,000.00
	Total Sheriff - ADC				18,420.00	13,420.00	121,000.00
Sheriff - Dispatch							
G011073	COMPUTER:DISPATCH 1 (2015)	209	2/27/2015				2,700.00
G011074	COMPUTER:DISPATCH 2 (2015)	209	2/27/2015				2,700.00
G011075	COMPUTER:DISPATCH 3 (2015)	209	2/27/2015				2,700.00
G011076	COMPUTER:DISPATCH 4 (2015)	209	2/27/2015				2,700.00
G011224	LAPTOP:WAYNE B (2015)	209	10/23/2015				1,673.00
	Total Sheriff - Dispatch				-	-	12,473.00
Court Services							
G010088	COMPUTER:RHONDA V (2012) Surface Pro Tablet	255	9/28/2012		1,673.00		
G011143	COMPUTER:KRISTIN D (2015) Surface Pro Tablet	255	4/17/2015		1,673.00		
G011144	COMPUTER:SUE M (2015) Surface Pro Tablet	255	4/17/2015		1,673.00		
G011146	COMPUTER:JOANNE P (2015) Surface Pro Tablet	255	4/17/2015		1,673.00		
G011147	COMPUTER:EMILY O (2015) Surface Pro Tablet	255	4/17/2015		1,673.00		
G011148	COMPUTER:MARK J (2015) Surface Pro Tablet	255	4/17/2015		1,673.00		
G011149	COMPUTER:DAN K (2015) Surface Pro Tablet	255	4/17/2015		1,673.00		
G011221	COMPUTER:PAT E (2015) Surface Pro Tablet	255	4/17/2015		1,673.00		
G011222	COMPUTER:ARIC W (2015) Surface Pro Tablet	255	4/17/2015		1,673.00		
G011142	COMPUTER:JEAN B (2015)	255	4/17/2015				840.00
	Total Court Services				15,057.00	-	840.00
Public Works							
G010112	LAPTOP:RON SCRIPTURE (2013)	310	1/1/2013		1,150.00		
G011060	SURFACE TABLET:ISAKSON (2014)	330	12/31/2014		1,673.00		

Asset #	Description	Dept	Date Purchased	2017 Request	2018 Request	2019 Request
2017-310-1	Computer: Majerus	310	n/a-new	840.00		
2017-320-2	Laptop: Swanson	320	n/a-new	1,600.00		
2017-320-3	Laptop: Wersal	320	n/a-new	1,600.00		
2017-340-3	Computer: Hanson	340	n/a-new	840.00		
0205	01 CAT 140H MOTOR GRADER(2002)	340	5/1/2002	195,000.00		
0402	2005 MACK TANDEM W/SNOW PLOW	340	11/1/2004	185,000.00		
0702	BRUSH CHIPPER (2007)	340	2/1/2007	28,000.00		
0809	HYDROSEEDER (2008)	340	3/1/2008	36,000.00		
0908	CAT BRUSH CUTTER (2009)	340	11/1/2009	6,500.00		
0910	ERSKINE ROLLERPAD (2009)	340	11/1/2009	10,500.00		
1003	ROTARY MOWER (2010)	340	7/1/2010	13,500.00		
1004	ROTARY MOWER (2010)	340	7/1/2010	13,500.00		
2017-340-1	Dump Truck Water Tank	340	n/a-new	10,000.00		
2017-340-2	Pick-up Truck	340	n/a-new	35,000.00		
2018-340-1	PRESSURE WASHER:CF (2018)	340	n/a-new	5,000.00		
2018-340-2	PRESSURE WASHER:ZTA (2018)	340	n/a-new	5,000.00		
5533	PETROVEND FUEL MGMT SYS (2006)	350	9/1/2006	25,000.00		
2017-320-1	Large Scale Mechanical Sieve	320	n/a-new	8,000.00		
G010937	COMPUTER:JOHN S (2014)	320	2/14/2014		840.00	
G010938	COMPUTER:DALE MARTY (2014)	320	2/14/2014		1,800.00	
G010939	COMPUTER:JESS G (2014)	320	2/27/2014		1,500.00	
0401	2005 MACK TANDEM W/SNOW PLOW	340	11/1/2004		191,000.00	
0805	2008 CHEVY PICKUP (107,538 miles) *	340	3/1/2008		37,000.00	
0806	2008 CHEVY CREWCAB W/DUMPBOX (73,029 miles) *	340	7/1/2008		60,000.00	
0807	2008 CHEVY CREWCAB W/DUMPBOX (82,237 miles) *	340	7/1/2008		45,000.00	
0812	LINE LAZER PAINTER (2008)	340	11/1/2008		11,000.00	
1105	KUHN DISK MOWER (2011)	340	6/1/2011		12,000.00	
1302	TRACK LOADER (2013)	340	7/1/2013		66,000.00	
9602	NEW CASE TRACTOR (1996)	340	4/1/1996		70,000.00	
2018-521-1	RW to Hastings Property Purchase (Trail)	521	n/a-new		35,000.00	
2018-350-1	PW ROOF:RW MAIN,OLD SHRF(2018)	350	n/a-new		630,000.00	
2018-350-2	HVAC-PW	350	n/a-new		25,000.00	
2018-350-3	PARKING LOT-PW RW	350	n/a-new		175,000.00	
2338	TRIMBLE TOTAL STATION (2012)	320	2/1/2012			30,000.00
2426	TRIMBLE TABLE PC (2014)	320	4/1/2014			8,500.00
2427	TRIMBLE CU-TSC3 (2014)	320	4/1/2014			8,000.00
2428	TRIMBLE R10 GNSS (2014)	320	4/1/2014			25,000.00
2429	TRIMBLE R10 GNSS (2014)	320	4/1/2014			25,000.00
G011059	MS SURFACE PRO 3:JESS (2014)	320	12/31/2014			1,673.00
G011376	Laptop:Julie Huneke	330	12/18/2015			1,458.00
0503	2006 CHEVY SILVERADO PICKUP (87,200 miles) *	340	12/1/2005			35,000.00
0601	2007 TANDEM TRUCK W/SNOW PLOW	340	11/1/2006			193,000.00
0603	2007 CHEVY SILVERADO 4WD EXT (114,035 miles) *	340	7/1/2006			36,000.00
0604	2006 FORD F-150 2WD PICKUP (82,806 miles) *	340	3/1/2006			37,000.00
0803	2008 CHEVY PICKUP (127,571 miles) *	340	6/1/2008			37,000.00
0906	2010 CHEVY EQUINOX (50,891 miles) *	340	10/1/2009			38,000.00
0911	THUMB-EXTENSION (2009)	340	12/1/2009			30,000.00
1205	ROTARY MOWER (2012)	340	6/1/2012			18,000.00
9905	1999 TRAIL-EZE 25T RAMP TRLR	340	7/1/1999			35,000.00
	Total Public Works			583,703.00	1,361,140.00	558,631.00
Waste Management						
2017-398-1	FIBER BOX	398	n/a-new	10,000.00		
2017-398-2	FIBER BOX	398	n/a-new	10,000.00		
2017-398-3	30 CY BOX	398	n/a-new	8,000.00		
2017-398-4	Recycling box	398	n/a-new	10,000.00		
2017-398-5	Recycling box	398	n/a-new	10,000.00		
2017-398-6	Remanufactured Sweeper	398	n/a-new	20,000.00		
2017-399-1	Computer:Willie	399	n/a-new	1,200.00		
2017-398-7	Computer: Recycling Center	398	n/a-new	840.00		

Asset #	Description	Dept	Date Purchased	2017 Request	2018 Request	2019 Request
2017-399-2	Computer: Household Hazardous Waste	399	n/a-new	840.00		
7019	2007 TANDEM W/HOOK ASSEMBLY	398	8/1/2006		200,000.00	
7020	CAT LP FORKLIFT (2013)	398	4/1/2013		39,000.00	
9807	BOBCAT SKID LOADER (1998)	398	5/1/1998		37,000.00	
7202	1989 MACLANDER TRAILER	399	7/1/1992		25,000.00	
2019-398-1	Replace Wanamingo Landfill	398	1/1/2016			600,000.00
0005	2000 CHEVY 3/4 TON 4WD (86,028 miles) *	398	8/1/2000			42,000.00
	Total Waste Management			70,880.00	301,000.00	642,000.00
Health & Human Services						
G010645	COMPUTER:PHS FRONT DESK (2011)	479	11/4/2011	1,458.00		
G010943	COMPUTER:H ARNDT (2013)	479	12/20/2013	1,458.00		
G1661	VACCINE REFRIGERATOR (2007)	479	12/20/2007	1,500.00		
G1744	LAPTOP:TOM WOLFF (2013)	479	5/7/2013	1,458.00		
G011112	COMPUTER:HHS PHN RM 2A (2014)	420	8/29/2014		840.00	
G011017	LENOVO TABLET:GINA J (2014)	479	6/27/2014		1,458.00	
G011031	LENOVO LAPTOP:ANGIE O (2014)	479	3/21/2014		1,458.00	
G011032	LENOVO LAPTOP:THERESA M (2014)	479	3/20/2014		1,458.00	
G011033	LENOVO LAPTOP:DANA S (2014)	479	3/21/2014		1,458.00	
G011034	LENOVO LAPTOP:GRETCHEN (2014)	479	3/21/2014		1,458.00	
G011035	LENOVO LAPTOP:KATIE T (2014)	479	3/21/2014		1,458.00	
G011036	LENOVO LAPTOP:CINDY C (2014)	479	3/21/2014		1,458.00	
G011039	DELL LAPTOP:RUTH G (2014)	479	3/20/2014		1,458.00	
G011040	DELL LAPTOP:CAROL ANN (2014)	479	3/20/2014		1,458.00	
G011041	DELL LAPTOP:JANE S (2014)	479	3/21/2014		1,458.00	
G011042	DELL LAPTOP:JEAN L (2014)	479	3/21/2014		1,458.00	
G011050	DELL LAPTOP:DAVE A (2014)	479	3/21/2014		1,458.00	
G011051	LAPTOP:KRISTA EARLY (2014)	479	3/21/2014		1,458.00	
G010988	LENOVO TABLET:ELAINE D (2015)	479	2/9/2015			1,458.00
G010989	LENOVO TABLET:ROB L (2015)	479	2/9/2015			1,458.00
G010990	LENOVO TABLET:MATT G (2015)	479	2/9/2015			1,458.00
G011118	LENOVO TABLET:BROOKE T (2015)	479	2/9/2015			1,458.00
G011184	LENOVO TABLET:KIM F (2015)	479	2/9/2015			1,458.00
G011329	LAPTOP:LISA WOODFORD (2015)	479	8/28/2015			1,458.00
G011330	Computer: Denise S	479	8/28/2015			1,458.00
G011337	COMPUTER:JESSICA SEIDE (2015)	479	8/28/2015			1,458.00
	Total Health & Human Services			5,874.00	19,794.00	11,664.00
Extension						
G011101	COMPUTER:ROBIN H (2014)	601	9/19/2014		840.00	
G011102	COMPUTER:EXT STAFF (2014)	601	9/19/2014		840.00	
	Total Extension			-	1,680.00	-
TOTALS BY YEAR				2,059,241.00	2,516,479.00	2,051,466.00
GRAND TOTAL 2017-2019						6,627,186.00

01 Fund County General Revenue

Report Basis: Cash

<u>Account Number</u>		<u>Account Description</u>	2014 <u>Actual</u> Mo. 01 - 12	2015 <u>Actual</u> Mo. 01 - 12	2016 <u>Actual</u> Mo. 01 - 12	2017 <u>Budget</u>
001	Dept	General Government Misc				
	01-001-000-0000-5001	Current Real & Personal Property T	14,910,212 -	15,661,631 -	15,995,848 -	16,795,268 -
	01-001-000-0000-5006	Delinquent Taxes-Real & Personal	172,389 -	108,110 -	161,628 -	0
	01-001-000-0000-5058	Power Lines	35,197 -	37,068 -	38,492 -	34,000 -
	01-001-000-0000-5060	Current Mobile Home Taxes	18,111 -	17,629 -	17,692 -	18,000 -
	01-001-000-0000-5064	Delinquent Taxes-Mobile Home	4,050 -	3,354 -	2,517 -	2,000 -
	01-001-000-0000-5070	Penalty & Interest-Taxes	172,358 -	127,260 -	154,692 -	165,000 -
	01-001-000-0000-5081	Mortgage Registry	16,146 -	20,999 -	27,636 -	25,000 -
	01-001-000-0000-5082	State Deed Tax	16,873 -	19,931 -	20,580 -	20,000 -
	01-001-000-0000-5083	Sale of Forfeited Land	9,844 -	35,779 -	281,971 -	0
	01-001-000-0000-5206	PILT-DNR Land Pymt Law 477A.14	173,058 -	172,148 -	172,588 -	172,148 -
	01-001-000-0000-5207	PILT-Wildlife Management	11,006 -	10,955 -	10,784 -	10,955 -
	01-001-000-0000-5208	PILT-Gross Shelter Rent	18,225 -	18,100 -	18,155 -	0
	01-001-000-0000-5209	PILT-30% Rental Reimbursement	332 -	415 -	248 -	0
	01-001-000-0000-5211	Market Value Credit Aid	152,826 -	268,052 -	256,953 -	249,600 -
	01-001-000-0000-5212	Disparity Reduction Aid	16,188 -	16,711 -	35,833 -	0
	01-001-000-0000-5213	PERA Rate Aid	37,657 -	37,657 -	37,657 -	37,657 -
	01-001-000-0000-5215	County Program Aid	1,620,574 -	1,531,407 -	1,532,685 -	1,428,035 -
	01-001-000-0000-5218	Indian Casino Aid-Petroleum Tax	58,090 -	72,915 -	81,139 -	82,000 -
	01-001-000-0000-5312	10.561 Admin Match Food Stamp P	51,536 -	45,522 -	45,935 -	40,000 -
	01-001-000-0000-5318	15.226 PILT-Federal Entitlement La	12,732 -	9,369 -	9,540 -	9,500 -
	01-001-000-0000-5356	93.563 Child Support Enforcement	52,807 -	22,047 -	53,864 -	25,000 -
	01-001-000-0000-5358	93.566 Refugee & Entrance Assistar	165 -	150 -	107 -	0
	01-001-000-0000-5367	93.658 Foster Care Title IV-E	6,091 -	5,726 -	4,248 -	6,000 -
	01-001-000-0000-5374	93.767 State Children's Insurance P	29 -	23 -	0	0
	01-001-000-0000-5379	93.778 Medical Assistance-Federal	68,846 -	66,798 -	63,491 -	65,000 -
	01-001-000-0000-5710	Interest	165,734 -	158,132 -	229,449 -	170,000 -
	01-001-000-0000-5851	Invenergy Agreement	276,520 -	282,209 -	287,853 -	293,610 -
	01-001-000-0000-5852	P-Card Rebates	2,684 -	2,513 -	4,736 -	2,700 -
	01-001-000-0000-5859	Miscellaneous Revenue	3,292 -	25,857 -	6,017 -	3,000 -
	01-001-000-0000-6152	HSA Contribution	0	1,063 -	325 -	0
	01-001-000-0000-6172	Unemployment Compensation	8,369	332	4,664	0
	01-001-000-0000-6173	Workmans Compensation	123,580	130,889	139,755	147,832
	01-001-000-0000-6195	Employee Incentives-Service Awarc	7,378	5,566	4,985	7,650
	01-001-000-0000-6201	Telephone	5,867	3,498	4,526	0
	01-001-000-0000-6203	Postage	8,809 -	11,954	3,560 -	0

01 Fund County General Revenue

Report Basis: Cash

<u>Account Number</u>		<u>Account Description</u>	2014 <u>Actual</u> Mo. 01 - 12	2015 <u>Actual</u> Mo. 01 - 12	2016 <u>Actual</u> Mo. 01 - 12	2017 <u>Budget</u>
01-001-000-0000-6243		Membership Dues & Fees	924	924	924	950
01-001-000-0000-6278		Consultant Fees	2,798	2,852	220	1,000
01-001-000-0000-6302		Copies/Copier Maintenance	2	0	24 -	0
01-001-000-0000-6304		Other Machinery & Equipment Mair	239	239	1,223	1,600
01-001-000-0000-6345		Postage Meter	1,393	1,175	1,905	3,000
01-001-000-0000-6351		Insurance	195,491	200,206	185,533	177,511
01-001-000-0000-6375		Service Charges	3,913	837	3,043	400
01-001-000-0000-6402		Copy Machine Paper & Toner	755	608 -	1,795 -	0
01-001-000-0000-6405		Office Supplies	313	504	0	0
01-001-000-0000-6850		Miscellaneous Expense	7	1	1	0
01-001-000-0000-6997		Transfers Out	774,342	787,252	381,236	1,300 -
01-001-000-0000-6999		Future Fund Balance-27th Payroll/I	0	0	0	75,000
Program	000	Undesignated Revenue	18,083,572 -	18,778,467 -	19,552,338 -	19,654,473 -
		Expend.	1,116,562	1,144,558	722,311	413,643
		Net	16,967,010 -	17,633,909 -	18,830,027 -	19,240,830 -
01-001-100-0000-5085		Aggregate Material Production Tax	23,768 -	21,918 -	18,884 -	18,000 -
01-001-100-0000-6999		Future Fund Balance-Aggregate Pit	0	0	0	18,000
Program	100	Reserve for Pit Restoration Revenue	23,768 -	21,918 -	18,884 -	18,000 -
		Expend.	0	0	0	18,000
		Net	23,768 -	21,918 -	18,884 -	0
01-001-102-0000-5021		Current Special Assessments	0	0	26,238 -	0
01-001-102-0000-5859		Miscellaneous Revenue	100 -	350 -	200 -	0
01-001-102-0000-5947		Transfers In	40,000	40,000	0	0
01-001-102-0000-6283		Other Professional Fees	75	0	2,742	0
01-001-102-0000-6401		Printing Services	1,547	0	0	0
01-001-102-0000-6850		Miscellaneous Expense	655	0	0	0
01-001-102-0000-6997		Transfers Out	26,557	0	0	0
01-001-102-0002-6106		Per Diem in Lieu of Salaries	300	0	0	0
01-001-102-0002-6331		Mileage & Transportation	99	0	0	0
Program	102	Ordinance Enforcement Revenue	39,900	39,650	26,438 -	0
		Expend.	29,233	0	2,742	0
		Net	69,133	39,650	23,696 -	0
Dept	001	General Government Misc Revenue	18,067,440 -	18,760,735 -	19,597,660 -	19,672,473 -

01 Fund County General Revenue

Report Basis: Cash

<u>Account Number</u>		<u>Account Description</u>	2014 <u>Actual</u> Mo. 01 - 12	2015 <u>Actual</u> Mo. 01 - 12	2016 <u>Actual</u> Mo. 01 - 12	2017 <u>Budget</u>
		Expend.	1,145,795	1,144,558	725,053	431,643
		Net	16,921,645 -	17,616,177 -	18,872,607 -	19,240,830 -
002	Dept	Outside Agencies				
01-002-000-0000-5947		Transfers In	8,544 -	0	0	0
01-002-000-0000-6820		SELCO Allocation	468,000	476,424	483,951	483,951
01-002-000-0000-6821		Goodhue County Historical Soc Allc	92,000	92,000	92,000	97,000
01-002-000-0000-6822		Kenyon Historical Society Allocatio	500	500	500	500
01-002-000-0000-6823		Cannon Valley Trail Allocation	35,507	35,507	36,217	36,941
01-002-000-0000-6825		Soil & Water Conservation District	326,000	340,000	350,000	360,000
01-002-000-0000-6826		Goodhue County Fair Allocation	30,500	22,000	22,000	25,000
01-002-000-0000-6827		Cannon Valley Fair Allocation	5,000	5,000	5,000	5,000
01-002-000-0000-6829		Goodhue County Humane Society A	8,500	17,000	17,000	18,000
01-002-000-0000-6830		SEMCAC Community Action Agency	5,000	5,000	5,000	5,000
Program	000	Undesignated				
		Revenue	8,544 -	0	0	0
		Expend.	971,007	993,431	1,011,668	1,031,392
		Net	962,463	993,431	1,011,668	1,031,392
01-002-010-0000-5260		DNR-Cannon Valley Ski Trail Annu	4,200 -	5,538 -	1,750 -	3,800 -
01-002-010-0000-5333		20.219 Recreation Trails Program	18,084 -	90,070 -	0	0
01-002-010-0000-6823		Cannon Valley Trail Grant Payment	25,501	95,607	1,750	3,800
Program	010	Cannon Valley Trail				
		Revenue	22,284 -	95,608 -	1,750 -	3,800 -
		Expend.	25,501	95,607	1,750	3,800
		Net	3,217	1 -	0	0
01-002-015-0000-5263		MN Snowmobile Trails Assistance F	84,163 -	121,281 -	42,016 -	89,000 -
01-002-015-0000-5333		20.219 Recreation Trails Program	0	0	56,100 -	0
01-002-015-0000-6824		Snowmobile Grant Payments	84,163	121,281	98,116	89,000
Program	015	Snowmobile Grant				
		Revenue	84,163 -	121,281 -	98,116 -	89,000 -
		Expend.	84,163	121,281	98,116	89,000
		Net	0	0	0	0
01-002-020-0000-5270		Water & Soil Resources Block Grant	102,524 -	98,553 -	99,630 -	100,000 -
01-002-020-0000-6825		Soil & Water Grant Payments	102,524	98,553	99,630	100,000
Program	020	Soil & Water Grants				
		Revenue	102,524 -	98,553 -	99,630 -	100,000 -
		Expend.	102,524	98,553	99,630	100,000

01 Fund County General Revenue

Report Basis: Cash

<u>Account Number</u>			<u>Account Description</u>			<u>2014</u>	<u>2015</u>	<u>2016</u>	<u>2017</u>
			<u>Actual</u>	<u>Actual</u>	<u>Actual</u>	<u>Budget</u>			
			<u>Mo. 01 - 12</u>	<u>Mo. 01 - 12</u>	<u>Mo. 01 - 12</u>				
Net			0	0	0				
Dept	002	Outside Agencies	Revenue	217,515 -	315,442 -	199,496 -	192,800 -		
			Expend.	1,183,195	1,308,872	1,211,164	1,224,192		
			Net	965,680	993,430	1,011,668	1,031,392		
005	Dept	County Board of Commissioners							
		01-005-000-0000-6106	Per Diem in Lieu of Salaries	9,400	8,500	11,300	12,000		
		01-005-000-0000-6107	Salaries & Wages - Department Hea	106,675	103,459	101,062	107,268		
		01-005-000-0000-6151	Group Health Insurance	35,159	17,474	5,702	0		
		01-005-000-0000-6152	HSA Contribution	6,250	6,275	9,025	7,800		
		01-005-000-0000-6153	Family Insurance Supplement	63,180	48,071	62,430	74,945		
		01-005-000-0000-6154	Life Insurance	312	249	250	312		
		01-005-000-0000-6155	Dental Insurance-County Paid	0	0	299	0		
		01-005-000-0000-6156	Accident Insurance-County Paid	0	0	135	0		
		01-005-000-0000-6161	PERA	6,369	4,623	4,602	5,185		
		01-005-000-0000-6171	FICA	2,366	2,831	2,356	3,420		
		01-005-000-0000-6174	Mandatory Medicare	1,530	1,564	1,468	1,729		
		01-005-000-0000-6201	Telephone	85	77	65	0		
		01-005-000-0000-6203	Postage	50	30	17	80		
		01-005-000-0000-6242	Legal Notices	2,717	3,016	3,124	3,500		
		01-005-000-0000-6243	Membership Dues & Fees	16,889	17,192	17,687	17,903		
		01-005-000-0000-6244	Subscriptions	0	0	86	0		
		01-005-000-0000-6284	Contracted Services	5,004	2,827	2,769	5,000		
		01-005-000-0000-6302	Copies/Copier Maintenance	1,010	1,125	1,106	1,106		
		01-005-000-0000-6331	Mileage & Transportation	2,791	4,380	4,887	4,000		
		01-005-000-0000-6332	Meals & Lodging	859	1,138	1,151	2,000		
		01-005-000-0000-6333	Other (Parking,Etc)	0	0	41	0		
		01-005-000-0000-6335	Motor Pool Vehicle Usage	40	0	0	0		
		01-005-000-0000-6357	Conferences/Schools	3,845	1,950	2,650	2,000		
		01-005-000-0000-6402	Copy Machine Paper & Toner	82	78	79	250		
		01-005-000-0000-6405	Office Supplies	273	547	358	1,000		
		01-005-000-0000-6414	Food & Beverages	1,044	865	843	1,200		
		01-005-000-0000-6420	Other General Supplies	0	552	15	0		
		01-005-000-0000-6997	Transfers Out-1916 Building	10,000	10,000	10,000	10,000		
	Program	000	Undesignated	Revenue					

01 Fund County General Revenue

Report Basis: Cash

<u>Account Number</u>		<u>Account Description</u>	2014 <u>Actual</u> Mo. 01 - 12	2015 <u>Actual</u> Mo. 01 - 12	2016 <u>Actual</u> Mo. 01 - 12	2017 <u>Budget</u>
		Expend.	275,930	236,823	243,507	260,698
		Net	275,930	236,823	243,507	260,698
Dept	005	County Board of Commissioners				
		Revenue				
		Expend.	275,930	236,823	243,507	260,698
		Net	275,930	236,823	243,507	260,698
011	Dept	District Court				
	01-011-000-0000-5445	Public Defender/Local	984 -	718 -	881 -	0
	01-011-000-0000-5480	Court Collected-Late Payment Fees	5 -	5 -	65 -	0
	01-011-000-0000-6265	Sexually Dangerous Civil Commitm	15,349	3,407	367	7,500
	01-011-000-0000-6271	Attorney Fees	83,604	79,616	84,593	85,000
	01-011-000-0000-6272	Physician & Medical Fees	27,400	18,450	23,963	15,000
	01-011-000-0000-6283	Other Professional Fees	68	84	1,124	1,500
	01-011-000-0000-6285	Sexual Assault Exam Fees	2,789	7,447	8,510	5,000
	Program 000	Undesignated	Revenue 989 -	723 -	946 -	0
		Expend.	129,210	109,004	118,557	114,000
		Net	128,221	108,281	117,611	114,000
Dept	011	District Court	Revenue 989 -	723 -	946 -	0
		Expend.	129,210	109,004	118,557	114,000
		Net	128,221	108,281	117,611	114,000
025	Dept	Law Library				
	01-025-000-0000-5480	Law Library Fees	62,079 -	67,807 -	84,539 -	80,000 -
	01-025-000-0000-6201	Telephone	85	77	65	100
	01-025-000-0000-6203	Postage	0	0	0	100
	01-025-000-0000-6209	Internet	389	0	0	0
	01-025-000-0000-6244	Subscriptions	20,502	17,924	11,674	17,300
	01-025-000-0000-6283	Other Professional Fees	9,000	9,000	9,000	10,200
	01-025-000-0000-6302	Copies/Copier Maintenance	354 -	0	33	300
	01-025-000-0000-6402	Copy Machine Paper & Toner	0	206	0	250
	01-025-000-0000-6405	Office Supplies	0	35	63	200
	01-025-000-0000-6414	Food & Beverages	0	53	133	100
	01-025-000-0000-6452	Ledgers, Reference, & Law Books	44,873	18,528	23,148	40,100
	01-025-000-0000-6999	Future Fund Balance-Law Library	0	0	0	11,350
	Program 000	Undesignated	Revenue 62,079 -	67,807 -	84,539 -	80,000 -

01 Fund County General Revenue

Report Basis: Cash

<u>Account Number</u>			<u>Account Description</u>			<u>2014</u>	<u>2015</u>	<u>2016</u>	<u>2017</u>
			<u>Actual</u>	<u>Actual</u>	<u>Actual</u>	<u>Budget</u>			
			<u>Mo. 01 - 12</u>	<u>Mo. 01 - 12</u>	<u>Mo. 01 - 12</u>				
			Expend.	74,495	45,823	44,116	80,000		
			Net	12,416	21,984 -	40,423 -	0		
Dept	025	Law Library	Revenue	62,079 -	67,807 -	84,539 -	80,000 -		
			Expend.	74,495	45,823	44,116	80,000		
			Net	12,416	21,984 -	40,423 -	0		
031	Dept	Administration							
			01-031-000-0000-6101	Salaries & Wages - Permanent	146,604	144,078	143,522	151,694	
			01-031-000-0000-6107	Salaries & Wages - Department Hea	152,270	150,257	148,076	157,186	
			01-031-000-0000-6120	Salaries & Wages - Vehicle Allowan	7,680	7,750	7,912	8,195	
			01-031-000-0000-6151	Group Health Insurance	13,797	0	0	0	
			01-031-000-0000-6152	HSA Contribution	5,000	6,200	12,700	12,700	
			01-031-000-0000-6153	Family Insurance Supplement	21,491	31,915	26,121	26,782	
			01-031-000-0000-6154	Life Insurance	187	187	187	187	
			01-031-000-0000-6155	Dental Insurance-County Paid	0	0	1,766	2,255	
			01-031-000-0000-6156	Accident Insurance-County Paid	0	0	548	611	
			01-031-000-0000-6159	Disability Insurance-County Paid	3,392	3,392	3,392	3,200	
			01-031-000-0000-6161	PERA	21,676	22,075	21,879	23,166	
			01-031-000-0000-6171	FICA	15,046	15,060	15,564	19,151	
			01-031-000-0000-6174	Mandatory Medicare	4,143	4,078	4,232	4,479	
			01-031-000-0000-6201	Telephone	479	356	365	0	
			01-031-000-0000-6202	Cell Phone	1,339	1,600	1,868	2,000	
			01-031-000-0000-6203	Postage	0	0	0	50	
			01-031-000-0000-6243	Membership Dues & Fees	1,937	1,746	2,025	1,875	
			01-031-000-0000-6244	Subscriptions	0	86	0	0	
			01-031-000-0000-6270	Software Licensing	269	313	86	300	
			01-031-000-0000-6284	Contracted Services	68	50	100	100	
			01-031-000-0000-6302	Copies/Copier Maintenance	997	1,125	985	1,106	
			01-031-000-0000-6331	Mileage & Transportation	546	80	166	1,000	
			01-031-000-0000-6332	Meals & Lodging	1,701	824	1,851	2,500	
			01-031-000-0000-6333	Other (Parking,Etc)	0	14	28	0	
			01-031-000-0000-6335	Motor Pool Vehicle Usage	36	84	37	100	
			01-031-000-0000-6357	Conferences/Schools	1,720	616	1,395	2,000	
			01-031-000-0000-6402	Copy Machine Paper & Toner	82	78	79	250	
			01-031-000-0000-6405	Office Supplies	337	253	351	250	

01 Fund County General Revenue

Report Basis: Cash

<u>Account Number</u>		<u>Account Description</u>	2014 <u>Actual</u> Mo. 01 - 12	2015 <u>Actual</u> Mo. 01 - 12	2016 <u>Actual</u> Mo. 01 - 12	2017 <u>Budget</u>
01-031-000-0000-6414		Food & Beverages	570	290	700	300
01-031-000-0000-6432		Equipment/Furniture <\$1000	0	100	0	0
Program	000	Undesignated				
		Revenue				
		Expend.	401,367	392,607	395,935	421,437
		Net	401,367	392,607	395,935	421,437
Dept	031	Administation				
		Revenue				
		Expend.	401,367	392,607	395,935	421,437
		Net	401,367	392,607	395,935	421,437
041	Dept	Auditor/Treasurer				
01-041-000-0000-5101		3.2 Malt Liquor Licenses	275 -	225 -	250 -	250 -
01-041-000-0000-5102		Intoxicating Liquor Licenses	13,035 -	12,435 -	15,485 -	13,000 -
01-041-000-0000-5103		Wine Licenses	0	500 -	0	500 -
01-041-000-0000-5104		Setup Permit (Consumption & Disp	300 -	300 -	0	200 -
01-041-000-0000-5105		Seller/Server Training Verifications	800 -	800 -	1,000 -	0
01-041-000-0000-5110		Auctioneer Licenses	240 -	280 -	160 -	160 -
01-041-000-0000-5111		Fireworks Permits	150 -	100 -	200 -	50 -
01-041-000-0000-5112		Transient Merchant Licenses	150 -	450 -	300 -	300 -
01-041-000-0000-5113		Precious Metal Dealers Licenses	0	50 -	50 -	0
01-041-000-0000-5401		Bond Reports	4,800 -	3,000 -	4,600 -	2,700 -
01-041-000-0000-5402		Delinquent Tax & COJ Fees	23,347 -	24,811 -	17,974 -	25,000 -
01-041-000-0000-5403		Special Assessment Fees	1,915 -	1,135 -	942 -	1,000 -
01-041-000-0000-5404		Delinquent Tax Lists	285 -	200 -	350 -	200 -
01-041-000-0000-5448		Parcel Billing & Escrow Fees	20,629 -	21,430 -	21,580 -	21,200 -
01-041-000-0000-5450		Electronic Payment Fees	26	28 -	60 -	0
01-041-000-0000-5476		TIF Fees	1,900 -	2,050 -	1,400 -	1,900 -
01-041-000-0000-5480		Other Charges For Services	512 -	630 -	431 -	500 -
01-041-000-0000-5481		Aggregate Admin Fee	8,342 -	7,801 -	6,713 -	6,000 -
01-041-000-0000-5520		Fines-Aggregate Tax	465 -	1,135 -	1,455 -	0
01-041-000-0000-6101		Salaries & Wages - Permanent	386,586	358,322	354,077	396,308
01-041-000-0000-6107		Salaries & Wages - Department Hea	58,743	57,675	56,844	60,341
01-041-000-0000-6151		Group Health Insurance	40,695	25,153	17,122	21,474
01-041-000-0000-6152		HSA Contribution	10,000	12,600	21,042	20,500
01-041-000-0000-6153		Family Insurance Supplement	24,420	59,296	57,272	54,437
01-041-000-0000-6154		Life Insurance	406	400	390	406

01 Fund County General Revenue

Report Basis: Cash

<u>Account Number</u>	<u>Account Description</u>	<u>2014 Actual</u> <u>Mo. 01 - 12</u>	<u>2015 Actual</u> <u>Mo. 01 - 12</u>	<u>2016 Actual</u> <u>Mo. 01 - 12</u>	<u>2017 Budget</u>
01-041-000-0000-6155	Dental Insurance-County Paid	0	0	1,566	2,015
01-041-000-0000-6156	Accident Insurance-County Paid	0	0	593	593
01-041-000-0000-6161	PERA	32,294	31,200	30,825	34,249
01-041-000-0000-6171	FICA	25,920	23,547	23,244	28,312
01-041-000-0000-6174	Mandatory Medicare	6,062	5,507	5,436	6,621
01-041-000-0000-6201	Telephone	750	642	687	0
01-041-000-0000-6203	Postage	16,173	16,031	15,699	16,200
01-041-000-0000-6232	Publications & Brochures	0	15	34	0
01-041-000-0000-6242	Legal Notices	8,361	6,403	5,640	7,450
01-041-000-0000-6243	Membership Dues & Fees	881	889	1,650	1,950
01-041-000-0000-6244	Subscriptions	77	78	78	100
01-041-000-0000-6268	Software Maintenance Contracts	0	0	8,586	15,140
01-041-000-0000-6269	Software Enhancements	0	0	950	650
01-041-000-0000-6270	Software Licensing	400	0	114	500
01-041-000-0000-6274	Audit Fees	66,758	62,033	58,129	74,000
01-041-000-0000-6278	Consultant Fees	4,950	4,950	4,950	8,000
01-041-000-0000-6283	Other professional fees	755	1,246	1,023	750
01-041-000-0000-6284	Contracted Services	68	162	0	175
01-041-000-0000-6302	Copies/Copier Maintenance	2,635	2,917	2,805	3,000
01-041-000-0000-6331	Mileage & Transportation	130	153	68	150
01-041-000-0000-6332	Meals & Lodging	136	770	692	700
01-041-000-0000-6333	Other (Parking,Etc)	33	11	9	0
01-041-000-0000-6335	Motor Pool Vehicle Usage	840	711	455	700
01-041-000-0000-6357	Conferences/Schools	505	664	355	1,100
01-041-000-0000-6401	Printing Services	10,576	11,067	10,639	11,300
01-041-000-0000-6402	Copy Machine Paper & Toner	653	515	692	700
01-041-000-0000-6405	Office Supplies	1,375	611	210	600
01-041-000-0000-6420	Other General Supplies	207	108	58	100
01-041-000-0000-6480	Equipment/Furniture<\$5,000	2,500	0	0	0
01-041-000-0000-6850	Miscellaneous Expense	0	0	49	0
Program 000	Undesignated				
	Revenue	77,119 -	77,360 -	72,950 -	72,960 -
	Expend.	703,889	683,676	681,983	768,521
	Net	626,770	606,316	609,033	695,561
Dept 041	Auditor/Treasurer				
	Revenue	77,119 -	77,360 -	72,950 -	72,960 -
	Expend.	703,889	683,676	681,983	768,521

<u>Account Number</u>		<u>Account Description</u>	2014 <u>Actual</u> Mo. 01 - 12	2015 <u>Actual</u> Mo. 01 - 12	2016 <u>Actual</u> Mo. 01 - 12	2017 <u>Budget</u>
		Net	626,770	606,316	609,033	695,561
055	Dept	Assessor				
01-055-000-0000-5480		Other Charges for Services	106 -	133 -	52 -	100 -
01-055-000-0000-6101		Salaries & Wages - Permanent	618,622	602,325	562,249	684,812
01-055-000-0000-6104		Salaries & Wages - Overtime	208	98	0	500
01-055-000-0000-6107		Salaries & Wages - Department Hea	58,741	57,668	56,836	60,341
01-055-000-0000-6109		Salaries & Wages-Longevity	2,758	2,248	0	0
01-055-000-0000-6145		Moving Expenses	0	0	1,500	0
01-055-000-0000-6151		Group Health Insurance	77,252	64,981	44,822	54,648
01-055-000-0000-6152		HSA Contribution	16,400	16,550	28,244	32,625
01-055-000-0000-6153		Family Insurance Supplement	24,420	38,650	36,365	54,437
01-055-000-0000-6154		Life Insurance	655	629	598	718
01-055-000-0000-6155		Dental Insurance-County Paid	0	0	2,379	2,984
01-055-000-0000-6156		Accident Insurance-County Paid	0	0	873	998
01-055-000-0000-6161		PERA	49,349	49,900	46,434	55,924
01-055-000-0000-6171		FICA	39,678	38,794	36,347	46,230
01-055-000-0000-6174		Mandatory Medicare	9,280	9,073	8,500	10,812
01-055-000-0000-6201		Telephone	989	905	953	0
01-055-000-0000-6202		Cell Phone	320	310	313	350
01-055-000-0000-6203		Postage	6,003	5,914	11,573	6,000
01-055-000-0000-6232		Publications & Brochures	0	0	34	0
01-055-000-0000-6242		Legal Notices	116	163	87	175
01-055-000-0000-6243		Membership Dues & Fees	730	850	1,795	1,790
01-055-000-0000-6245		State Required Registration or Licer	460	405	370	450
01-055-000-0000-6268		Software Maintenance	10,275	12,195	22,781	2,725
01-055-000-0000-6269		Software Enhancements	0	0	0	8,000
01-055-000-0000-6270		Software Licensing	0	0	86	0
01-055-000-0000-6284		Contracted Services	4,750	0	18,975	5,000
01-055-000-0000-6302		Copies/Copier Maintenance	3,523	3,675	3,732	3,750
01-055-000-0000-6331		Mileage & Transportation	0	0	32	100
01-055-000-0000-6332		Meals & Lodging	1,161	1,815	1,198	1,550
01-055-000-0000-6333		Other (Parking,Etc)	18	0	18	0
01-055-000-0000-6335		Motor Pool Vehicle Usage	6,991	8,681	6,065	8,000
01-055-000-0000-6357		Conferences/Schools	1,021	2,175	2,190	3,300
01-055-000-0000-6401		Printing Services	4,705	4,669	7,602	4,900

01 Fund County General Revenue

Report Basis: Cash

<u>Account Number</u>		<u>Account Description</u>	2014 <u>Actual</u> Mo. 01 - 12	2015 <u>Actual</u> Mo. 01 - 12	2016 <u>Actual</u> Mo. 01 - 12	2017 <u>Budget</u>
01-055-000-0000-6402		Copy Machine Paper & Toner	589	560	434	600
01-055-000-0000-6405		Office Supplies	503	508	505	550
01-055-000-0000-6414		Food & Beverages	0	100	6	50
01-055-000-0000-6420		Other General Supplies	113	590	798	600
01-055-000-0000-6432		Equipment/Furniture <\$1000	0	0	246	0
01-055-000-0000-6452		Ledgers, Reference, & Law Books	291	0	0	0
01-055-000-0000-6480		Equipment/Furniture<\$5,000	0	0	0	1,200
Program	000	Undesignated	106 -	133 -	52 -	100 -
		Revenue				
		Expend.	939,921	924,431	904,940	1,054,119
		Net	939,815	924,298	904,888	1,054,019
Dept	055	Assessor	106 -	133 -	52 -	100 -
		Revenue				
		Expend.	939,921	924,431	904,940	1,054,119
		Net	939,815	924,298	904,888	1,054,019
061	Dept	Human Resource				
01-061-000-0000-6101		Salaries & Wages - Permanent	119,356	107,204	128,472	141,204
01-061-000-0000-6103		Salaries & Wages-Part Time w/o Be	0	3,571	0	0
01-061-000-0000-6104		Salaries & Wages - Overtime	6,112	2,093	0	2,000
01-061-000-0000-6107		Salaries & Wages - Department Hea	116,499	115,343	113,679	120,682
01-061-000-0000-6151		Group Health Insurance	22,021	16,254	10,523	10,937
01-061-000-0000-6152		HSA Contribution	5,050	5,750	10,749	10,770
01-061-000-0000-6153		Family Insurance Supplement	15,844	24,657	35,900	36,809
01-061-000-0000-6154		Life Insurance	182	187	212	212
01-061-000-0000-6155		Dental Insurance-County Paid	0	0	1,044	1,128
01-061-000-0000-6156		Accident Insurance-County Paid	0	0	305	305
01-061-000-0000-6161		PERA	16,454	16,848	18,163	19,791
01-061-000-0000-6171		FICA	14,860	13,991	14,337	16,361
01-061-000-0000-6174		Mandatory Medicare	3,475	3,272	3,353	3,826
01-061-000-0000-6201		Telephone	520	380	423	0
01-061-000-0000-6202		Cell Phone	775	783	599	750
01-061-000-0000-6203		Postage	413	290	513	500
01-061-000-0000-6241		Advertising	6,249	4,136	7,146	6,500
01-061-000-0000-6243		Membership Dues & Fees	900	993	589	968
01-061-000-0000-6270		Software Licensing	0	0	86	0
01-061-000-0000-6275		Labor Negotiator & Arbitration Fees	12,496	13,938	20,518	20,000

01 Fund County General Revenue

Report Basis: Cash

<u>Account Number</u>		<u>Account Description</u>	2014 <u>Actual</u> Mo. 01 - 12	2015 <u>Actual</u> Mo. 01 - 12	2016 <u>Actual</u> Mo. 01 - 12	2017 <u>Budget</u>
01-061-000-0000-6278		Consultant Fees	26,797	13,770	34,289	20,000
01-061-000-0000-6279		ADP Contract	0	48,660	78,518	75,000
01-061-000-0000-6283		Benefit Participation Fees	20,204	17,823	14,724	19,200
01-061-000-0000-6284		Health Care Reform Fees	336	289	254	18,350
01-061-000-0000-6290		Background Checks	0	0	0	10,000
01-061-000-0000-6302		Copies/Copier Maintenance	1,010	1,125	1,106	1,156
01-061-000-0000-6331		Mileage & Transportation	0	400	53 -	400
01-061-000-0000-6332		Meals & Lodging	757	1,253	934	1,100
01-061-000-0000-6335		Motor Pool Vehicle Usage	243	408	203	400
01-061-000-0000-6357		Conferences/Schools	1,338	985	425	2,000
01-061-000-0000-6401		Printing Services	173	0	0	0
01-061-000-0000-6402		Copy Machine Paper & Toner	82	78	79	200
01-061-000-0000-6405		Office Supplies	630	264	862	500
01-061-000-0000-6414		Food & Beverages	43	0	46	0
01-061-000-0000-6432		Equipment/Furniture <\$1000	0	237	0	0
01-061-000-0000-6452		Ledgers, Reference, & Law Books	32	21	74	250
Program	000	Undesignated Revenue				
		Expend.	392,851	415,003	498,072	541,299
		Net	392,851	415,003	498,072	541,299
01-061-061-0000-5610		Contributions & Donations	0	387 -	1,500 -	0
01-061-061-0000-5859		Miscellaneous Revenue	45 -	10,435 -	973 -	0
01-061-061-0000-6278		Consultant Fees	0	0	1,125	0
01-061-061-0000-6357		Conferences/Schools	240	240	240	0
01-061-061-0000-6414		Food & Beverages	0	521	680	0
01-061-061-0000-6420		Other General Supplies	599	527	4,314	0
Program	061	Employee Wellness Commitment Revenue	45 -	10,822 -	2,473 -	0
		Expend.	839	1,288	6,359	0
		Net	794	9,534 -	3,886	0
Dept	061	Human Resource				
		Revenue	45 -	10,822 -	2,473 -	0
		Expend.	393,690	416,291	504,431	541,299
		Net	393,645	405,469	501,958	541,299
063	Dept	Information Technology				
		01-063-000-0000-5268 MN Department of Revenue-PRISM	3,529 -	0	0	0

01 Fund County General Revenue

Report Basis: Cash

<u>Account Number</u>	<u>Account Description</u>	2014	2015	2016	2017
		<u>Actual</u>	<u>Actual</u>	<u>Actual</u>	<u>Budget</u>
		<u>Mo. 01 - 12</u>	<u>Mo. 01 - 12</u>	<u>Mo. 01 - 12</u>	
01-063-000-0000-5450	Data Processing Fees	66,792 -	55,734 -	37,832 -	47,488 -
01-063-000-0000-5859	Microsoft Enterprise Reimbursemer	0	4,829 -	7,767 -	0
01-063-000-0000-5947	Transfers In	10,000 -	10,000 -	4,980 -	5,000 -
01-063-000-0000-6101	Salaries & Wages - Permanent	318,569	321,086	325,168	354,653
01-063-000-0000-6107	Salaries & Wages - Department Hea	116,718	115,340	113,679	148,912
01-063-000-0000-6151	Group Health Insurance	44,149	32,887	29,790	31,248
01-063-000-0000-6152	HSA Contribution	10,000	10,400	14,475	16,750
01-063-000-0000-6153	Family Insurance Supplement	19,562	37,176	29,812	47,742
01-063-000-0000-6154	Life Insurance	374	374	374	437
01-063-000-0000-6155	Dental Insurance-County Paid	0	0	598	1,128
01-063-000-0000-6156	Accident Insurance-County Paid	0	0	203	305
01-063-000-0000-6161	PERA	31,566	32,732	32,914	37,767
01-063-000-0000-6171	FICA	25,214	25,154	25,530	31,221
01-063-000-0000-6174	Mandatory Medicare	5,897	5,883	5,971	7,302
01-063-000-0000-6201	Telephone	1,387	1,248	1,154	36,250
01-063-000-0000-6202	Cell Phone	2,761	3,009	2,774	3,000
01-063-000-0000-6203	Postage	18	11	14	0
01-063-000-0000-6207	Telephone Maintenance	20,148	22,613	0	5,000
01-063-000-0000-6209	Internet	3,264	2,899	2,939	3,180
01-063-000-0000-6243	Membership Dues & Fees	250	250	1,670	2,208
01-063-000-0000-6268	Software Maintenance Contracts	222,374	184,425	177,480	175,942
01-063-000-0000-6269	Software Enhancements	0	0	2,288	2,700
01-063-000-0000-6270	Software Licensing	783	2,487	757	2,749
01-063-000-0000-6278	Consultant Fees	53,720	61,413	53,331	62,000
01-063-000-0000-6301	Maintenance Contracts	20,400	30,567	33,100	33,640
01-063-000-0000-6302	Printer Maintenance Contract (Marc	0	7,728	6,851	8,500
01-063-000-0000-6304	Other Machinery & Equipment Mair	0	0	19	0
01-063-000-0000-6331	Mileage & Transportation	169	77	651	0
01-063-000-0000-6332	Meals & Lodging	862	683	225	1,000
01-063-000-0000-6333	Other (Parking,Etc)	6	0	63	0
01-063-000-0000-6335	Motor Pool Vehicle Usage	198	170	77 -	400
01-063-000-0000-6357	Conferences/Schools	3,755	5,628	1,648	3,000
01-063-000-0000-6402	Copy Machine Paper & Toner	114	24 -	30	200
01-063-000-0000-6405	Office Supplies	633	382	401	400
01-063-000-0000-6414	Food & Beverages	111	235	601	500
01-063-000-0000-6420	Other General Supplies	1,793	2,870	1,228	2,500

01 Fund County General Revenue

Report Basis: Cash

<u>Account Number</u>		<u>Account Description</u>	2014 <u>Actual</u> Mo. 01 - 12	2015 <u>Actual</u> Mo. 01 - 12	2016 <u>Actual</u> Mo. 01 - 12	2017 <u>Budget</u>	
01-063-000-0000-6432		Equipment/Furniture <\$1000	1,307	643	1,866	1,000	
01-063-000-0000-6452		Ledgers, Reference, & Law Books	186	0	0	200	
01-063-000-0000-6480		Equipment/Furniture<\$5,000	0	799	0	0	
01-063-000-0000-6567		Gasoline (Unleaded)	0	0	10	0	
01-063-000-0000-6997		Transfers Out	10,067	6,286	25,524	6,706	
Program	000	Undesignated	Revenue	80,321 -	70,563 -	50,579 -	52,488 -
			Expend.	916,355	915,431	893,061	1,028,540
			Net	836,034	844,868	842,482	976,052
Dept	063	Information Technology	Revenue	80,321 -	70,563 -	50,579 -	52,488 -
			Expend.	916,355	915,431	893,061	1,028,540
			Net	836,034	844,868	842,482	976,052
071	Dept	Elections					
01-071-000-0000-5480		Election Filing Fees	630 -	0	710 -	0	
01-071-000-0000-5859		Election Reimbursements	6,352 -	9,715 -	4,737 -	9,000 -	
01-071-000-0000-6103		Salaries & Wages-Part Time w/o Be	4,569	0	0	7,200	
01-071-000-0000-6104		Salaries & Wages - Overtime	815	0	800	0	
01-071-000-0000-6161		PERA	51	0	60	0	
01-071-000-0000-6171		FICA	334	0	49	446	
01-071-000-0000-6174		Mandatory Medicare	78	0	11	104	
01-071-000-0000-6203		Postage	3,543	1,200	4,820	1,300	
01-071-000-0000-6205		Freight	0	0	28	50	
01-071-000-0000-6242		Legal Notices	1,170	20 -	2,141	0	
01-071-000-0000-6243		Membership Dues & Fees	140	0	0	0	
01-071-000-0000-6270		Software Licensing	1,508	1,508	1,508	1,600	
01-071-000-0000-6284		Contracted Services	210	0	123	0	
01-071-000-0000-6302		Copies/Copier Maintenance	394	0	1,110	50	
01-071-000-0000-6304		Other Machinery & Equipment Mair	2,644	799	1,585	1,600	
01-071-000-0000-6331		Mileage	2,315	0	2,217	0	
01-071-000-0000-6332		Meals & Lodging	1,112	0	1,208	0	
01-071-000-0000-6335		Motor Pool Vehicle Usage	89	0	396	100	
01-071-000-0000-6357		Conferences/Schools	198	0	200	0	
01-071-000-0000-6382		Programming Charges	20,203	1,026	20,004	1,100	
01-071-000-0000-6401		Printing Services	29,148	770	30,987	800	
01-071-000-0000-6402		Copy Paper & Toner	0	0	260	40	

01 Fund County General Revenue

Report Basis: Cash

<u>Account Number</u>		<u>Account Description</u>	2014 <u>Actual</u> Mo. 01 - 12	2015 <u>Actual</u> Mo. 01 - 12	2016 <u>Actual</u> Mo. 01 - 12	2017 <u>Budget</u>
01-071-000-0000-6405		Office Supplies	1,231	19	1,946	25
01-071-000-0000-6414		Food & Beverages	363	0	491	0
01-071-000-0000-6432		Equipment/Furniture <\$1000	0	67	139	0
01-071-000-0000-6850		Other Election Expenses	0	0	175	0
01-071-000-0000-6999		Future Fund Balance-Election Activ	0	0	0	40,000
Program	000	Undesignated				
		Revenue	6,982 -	9,715 -	5,447 -	9,000 -
		Expend.	70,115	5,369	70,258	54,415
		Net	63,133	4,346 -	64,811	45,415
Dept	071	Elections				
		Revenue	6,982 -	9,715 -	5,447 -	9,000 -
		Expend.	70,115	5,369	70,258	54,415
		Net	63,133	4,346 -	64,811	45,415
091	Dept	Attorney				
01-091-000-0000-5401		CD Charges	1,248 -	1,200 -	1,695 -	1,000 -
01-091-000-0000-5443		Child Support Motion Fees	556 -	336 -	657 -	500 -
01-091-000-0000-5450		Child Support Services	52,063 -	47,414 -	26,639 -	50,000 -
01-091-000-0000-5480		Attorney Fees	126,621 -	126,632 -	140,705 -	126,350 -
01-091-000-0000-5947		Transfers In-Wage Difference	15,000 -	0	0	0
01-091-000-0000-6101		Salaries & Wages - Permanent	975,160	989,337	1,008,079	1,136,510
01-091-000-0000-6102		Salaries & Wages-Part Time w/ Ben	106,725	97,044	65,699	72,099
01-091-000-0000-6104		Salaries & Wages - Overtime	194	0	0	750
01-091-000-0000-6107		Salaries & Wages - Department Hea	134,704	133,645	132,360	140,566
01-091-000-0000-6109		Salaries & Wages-Longevity	2,477	2,452	2,225	2,330
01-091-000-0000-6151		Group Health Insurance	112,027	51,023	47,039	46,872
01-091-000-0000-6152		HSA Contribution	29,113	28,925	39,850	38,050
01-091-000-0000-6153		Family Insurance Supplement	98,946	162,499	141,905	148,959
01-091-000-0000-6154		Life Insurance	1,004	988	998	998
01-091-000-0000-6155		Dental Insurance-County Paid	0	0	3,132	2,255
01-091-000-0000-6156		Accident Insurance-County Paid	0	0	916	611
01-091-000-0000-6161		PERA	83,743	86,759	82,265	87,399
01-091-000-0000-6171		FICA	68,089	68,722	68,977	83,840
01-091-000-0000-6174		Mandatory Medicare	16,081	16,233	16,276	19,608
01-091-000-0000-6201		Telephone	1,070	1,102	1,082	0
01-091-000-0000-6202		Cell Phone	156	157	157	180
01-091-000-0000-6203		Postage	2,229	2,119	2,102	2,500

01 Fund County General Revenue

Report Basis: Cash

<u>Account Number</u>	<u>Account Description</u>	<u>2014 Actual</u> <u>Mo. 01 - 12</u>	<u>2015 Actual</u> <u>Mo. 01 - 12</u>	<u>2016 Actual</u> <u>Mo. 01 - 12</u>	<u>2017 Budget</u>
01-091-000-0000-6234	Transcripts	2,207	9,272	361	3,000
01-091-000-0000-6242	Legal Notices	0	0	0	350
01-091-000-0000-6243	Membership Dues & Fees	4,054	5,145	5,105	5,375
01-091-000-0000-6244	Subscriptions	84	172	86	100
01-091-000-0000-6245	State Required Registration or Licer	5,345	4,380	4,916	5,200
01-091-000-0000-6270	Software Licensing	0	0	457	0
01-091-000-0000-6272	Physician & Medical Fees	5,301	2,150	338	7,500
01-091-000-0000-6277	Sheriff Fees	846	1,884	1,377	2,500
01-091-000-0000-6278	Consultant Fees	150	2,250	0	2,500
01-091-000-0000-6283	Other Professional Fees	9,549	361	0	2,000
01-091-000-0000-6301	Maintenance Contracts	0	0	250	1,000
01-091-000-0000-6302	Copies/Copier Maintenance	2,158	2,409	2,450	4,200
01-091-000-0000-6331	Mileage & Transportation	668	1,406	766	1,900
01-091-000-0000-6332	Meals & Lodging	803	821	780	800
01-091-000-0000-6333	Other (Parking,Etc)	53	10	13	150
01-091-000-0000-6355	Witness Costs	102	1,796	54	2,000
01-091-000-0000-6357	Conferences/Schools	3,600	3,708	2,948	3,500
01-091-000-0000-6401	Printing Services	4,448	2,014	2,523	6,500
01-091-000-0000-6402	Copy Machine Paper & Toner	2,295	1,737	1,773	2,475
01-091-000-0000-6405	Office Supplies	3,062	2,905	2,579	2,750
01-091-000-0000-6432	Equipment/Furniture <\$1000	0	223	0	0
01-091-000-0000-6452	Ledgers,Reference,Mcaps & Westlav	25,552	27,139	28,411	29,000
Program 000	Undesignated Revenue	195,488 -	175,582 -	169,696 -	177,850 -
	Expend.	1,701,995	1,710,787	1,668,249	1,866,327
	Net	1,506,507	1,535,205	1,498,553	1,688,477
01-091-130-0000-5479	Dui-Forfeiture Fees	12,766 -	4,506 -	5,929 -	10,000 -
01-091-130-0000-5947	Transfers In-Wage Difference	15,000	0	0	0
01-091-130-0000-6206	Data Cards	420	420	420	0
01-091-130-0000-6432	Equipment/Furniture < \$1000	716	1,056	800	1,000
01-091-130-0000-6999	Future Fund Balance-DUI Forfeiture	0	0	0	9,000
Program 130	Forfeiture Funds Revenue	2,234	4,506 -	5,929 -	10,000 -
	Expend.	1,136	1,476	1,220	10,000
	Net	3,370	3,030 -	4,709 -	0
01-091-131-0000-5510	Victim/Witness Assistance	1,247 -	1,807 -	545 -	2,500 -

01 Fund County General Revenue

Report Basis: Cash

<u>Account Number</u>		<u>Account Description</u>	2014 <u>Actual</u> Mo. 01 - 12	2015 <u>Actual</u> Mo. 01 - 12	2016 <u>Actual</u> Mo. 01 - 12	2017 <u>Budget</u>
01-091-131-0000-6358	Other Charges		0	257	484	2,500
Program 131	Victim/Witness Assistance	Revenue	1,247 -	1,807 -	545 -	2,500 -
		Expend.	0	257	484	2,500
		Net	1,247 -	1,550 -	61 -	0
Dept 091	Attorney	Revenue	194,501 -	181,895 -	176,170 -	190,350 -
		Expend.	1,703,131	1,712,520	1,669,953	1,878,827
		Net	1,508,630	1,530,625	1,493,783	1,688,477
093 Dept	Attorneys Contingent					
01-093-000-0000-6358	Other Charges		0	0	0	7,500
Program 000	Undesignated	Revenue				
		Expend.	0	0	0	7,500
		Net	0	0	0	7,500
Dept 093	Attorneys Contingent	Revenue				
		Expend.	0	0	0	7,500
		Net	0	0	0	7,500
101 Dept	Recorder					
01-101-000-0000-5120	Marriage Licenses		6,050 -	5,825 -	5,775 -	6,000 -
01-101-000-0000-5450	Data Imaging Fees		8,242 -	8,277 -	9,011 -	8,000 -
01-101-000-0000-5451	Remote Access Data Imaging Fees		16,108 -	17,989 -	21,989 -	20,000 -
01-101-000-0000-5452	Returns & Certified Copies		21,247 -	22,765 -	23,640 -	22,000 -
01-101-000-0000-5453	Passports		21,425 -	26,725 -	26,875 -	25,000 -
01-101-000-0000-5454	Real Estate (Abstract) Fees		109,400 -	120,244 -	121,806 -	110,000 -
01-101-000-0000-5455	Real Estate (Torrens) Fees		9,654 -	9,678 -	10,625 -	9,500 -
01-101-000-0000-5456	Uniform Commercial Code		5,228 -	0	0	0
01-101-000-0000-5457	Other Charges for Services		15,900 -	20,201 -	20,544 -	18,000 -
01-101-000-0000-5460	Well Certificate Fees		653 -	803 -	743 -	700 -
01-101-000-0000-5461	Notarial Fees		3,580 -	3,660 -	2,080 -	2,500 -
01-101-000-0000-5480	Remote Access Set-Up Fees		230 -	100 -	350 -	0
01-101-000-0000-6101	Salaries & Wages - Permanent		253,562	234,271	206,943	221,978
01-101-000-0000-6107	Salaries & Wages - Department Hea		23,661	23,748	24,396	27,019
01-101-000-0000-6151	Group Health Insurance		31,039	12,862	8,668	9,374
01-101-000-0000-6152	HSA Contribution		9,300	9,345	15,935	14,260
01-101-000-0000-6153	Family Insurance Supplement		22,732	39,811	26,121	26,782

01 Fund County General Revenue

Report Basis: Cash

<u>Account Number</u>	<u>Account Description</u>	<u>2014 Actual</u> <u>Mo. 01 - 12</u>	<u>2015 Actual</u> <u>Mo. 01 - 12</u>	<u>2016 Actual</u> <u>Mo. 01 - 12</u>	<u>2017 Budget</u>
01-101-000-0000-6154	Life Insurance	324	298	262	262
01-101-000-0000-6155	Dental Insurance-County Paid	0	0	2,148	2,255
01-101-000-0000-6156	Accident Insurance-County Paid	0	0	638	611
01-101-000-0000-6161	PERA	20,117	19,363	17,350	18,675
01-101-000-0000-6171	FICA	15,833	14,366	13,465	15,438
01-101-000-0000-6174	Mandatory Medicare	3,703	3,360	3,149	3,610
01-101-000-0000-6201	Telephone	671	608	526	0
01-101-000-0000-6203	Postage	4,346	4,238	4,282	4,200
01-101-000-0000-6243	Membership Dues & Fees	960	720	720	2,220
01-101-000-0000-6268	Software Maintenance Contracts	1,500	3,000	1,500	0
01-101-000-0000-6270	Software Licensing	0	0	114	140
01-101-000-0000-6274	Public Examiner Fees	664	216	1,134	1,000
01-101-000-0000-6302	Copies/Copier Maintenance	1,268	676	406	500
01-101-000-0000-6331	Mileage & Transportation	45	0	0	0
01-101-000-0000-6333	Other (Parking,Etc)	5	0	0	0
01-101-000-0000-6335	Motor Pool Vehicle Usage	123	0	41	100
01-101-000-0000-6357	Conferences/Schools	180	0	30	250
01-101-000-0000-6401	Printing Services	1,224	1,390	1,676	1,200
01-101-000-0000-6402	Copy Paper, Toner	1,449	1,688	1,144	1,000
01-101-000-0000-6405	Office Supplies	673	736	542	800
01-101-000-0000-6432	Other Furniture And Equipment	0	264	0	0
01-101-000-0000-6452	Ledgers, Reference, & Law Books	1,369	241	227	100
01-101-000-0000-6849	Passport Expenditures	793	1,342	826	1,000
Program 000 Undesignated	Revenue	217,717 -	236,267 -	243,438 -	221,700 -
	Expend.	395,541	372,543	332,243	352,774
	Net	177,824	136,276	88,805	131,074
01-101-101-0000-5480	Technology Fund-County Recorder	80,436 -	88,980 -	90,270 -	90,000 -
01-101-101-0000-5947	Transfers In-EA Reimbursements	10,000	10,000	4,980	5,000
01-101-101-0000-5949	Use of Fund Balance-Recorder Tech	0	0	0	32,917 -
01-101-101-0000-6268	Software Maintenance Contracts	32,312	58,644	47,695	42,717
01-101-101-0000-6405	Office Supplies	81	0	0	0
01-101-101-0000-6480	Equipment/Furniture<\$5,000	4,129	4,000	0	700
01-101-101-0000-6669	Equipment/Furniture>=5,000	30,000	92,022	1,098	74,500
Program 101 Technology Fund-County Re	Revenue	70,436 -	78,980 -	85,290 -	117,917 -
	Expend.	66,522	154,666	48,793	117,917

01 Fund County General Revenue

Report Basis: Cash

<u>Account Number</u>		<u>Account Description</u>	2014 <u>Actual</u> Mo. 01 - 12	2015 <u>Actual</u> Mo. 01 - 12	2016 <u>Actual</u> Mo. 01 - 12	2017 <u>Budget</u>
		Net	3,914 -	75,686	36,497 -	0
01-101-103-0000-5480		Compliance Fund-County Board	88,479 -	97,878 -	99,297 -	100,000 -
01-101-103-0000-6268		Software Maintenance Contracts	35,000	35,000	35,000	35,000
01-101-103-0000-6269		Software Enhancements	26,618	16,875	9,600	12,000
01-101-103-0000-6284		Contracted Services	86,760	6,600	81,600	6,600
01-101-103-0000-6669		Equipment/Furniture >=5,000	13,209	0	0	0
01-101-103-0000-6999		Future Fund Balance-Recorder Con	0	0	0	46,400
Program 103		Compliance Fund-County Board Revenue	88,479 -	97,878 -	99,297 -	100,000 -
		Expend.	161,587	58,475	126,200	100,000
		Net	73,108	39,403 -	26,903	0
Dept 101	Recorder	Revenue	376,632 -	413,125 -	428,025 -	439,617 -
		Expend.	623,650	585,684	507,236	570,691
		Net	247,018	172,559	79,211	131,074
103	Dept	Surveyor				
01-103-000-0000-5401		Dodge County Staffing Charges	47,224 -	67,681 -	45,389 -	50,056 -
01-103-000-0000-5477		Plat Check Fees	3,130 -	2,580 -	2,775 -	2,500 -
01-103-000-0000-5480		Other Charges for Services	0	0	59 -	0
01-103-000-0000-5850		Dodge County Mileage Reimburse	3,673 -	4,258 -	1,082 -	3,000 -
01-103-000-0000-5851		Dodge County Supply Reimburse	12,991 -	13,774 -	26,575 -	10,200 -
01-103-000-0000-5931		Sale of Orthos & Maps	50 -	350 -	0	0
01-103-000-0000-6101		Salaries & Wages - Permanent	186,809	182,227	202,722	202,242
01-103-000-0000-6103		Salaries & Wages-Part Time w/o Be	4,400	1,113	5,993	7,680
01-103-000-0000-6107		Salaries & Wages - Department Hea	23,661	23,748	24,396	27,019
01-103-000-0000-6109		Longevity	992	0	0	0
01-103-000-0000-6151		Group Health Insurance	16,553	16,463	19,772	23,036
01-103-000-0000-6152		HSA Contribution	3,779	6,045	12,218	6,035
01-103-000-0000-6153		Family Insurance Supplement	8,441	22,073	13,060	0
01-103-000-0000-6154		Life Insurance	200	200	241	200
01-103-000-0000-6155		Dental Insurance-County Paid	0	0	1,403	323
01-103-000-0000-6156		Accident Insurance-County Paid	0	0	467	135
01-103-000-0000-6161		PERA	15,298	15,456	17,034	17,771
01-103-000-0000-6171		FICA	13,026	12,221	14,047	14,690
01-103-000-0000-6174		Mandatory Medicare	3,046	2,858	3,293	3,436
01-103-000-0000-6201		Telephone	432	394	473	0

01 Fund County General Revenue

Report Basis: Cash

<u>Account Number</u>		<u>Account Description</u>	2014 <u>Actual</u> Mo. 01 - 12	2015 <u>Actual</u> Mo. 01 - 12	2016 <u>Actual</u> Mo. 01 - 12	2017 <u>Budget</u>	
01-103-000-0000-6202		Cell Phone	2,944	2,878	3,255	3,000	
01-103-000-0000-6203		Postage	207	315	111	200	
01-103-000-0000-6205		Freight	187	0	0	0	
01-103-000-0000-6206		Data Cards	0	60	0	0	
01-103-000-0000-6243		Membership Dues & Fees	185	580	1,100	900	
01-103-000-0000-6245		State Required Registration or Licer	404	17	366	0	
01-103-000-0000-6268		Software Maintenance Contracts	6,564	6,531	4,524	5,200	
01-103-000-0000-6270		Software Licensing	1,235	875	143	1,200	
01-103-000-0000-6301		Maintenance Contracts	0	0	720	2,750	
01-103-000-0000-6302		Copies/Copier Maintenance	791	328	247	500	
01-103-000-0000-6303		Vehicle Maintenance	688	452	2,634	800	
01-103-000-0000-6304		Other Machinery & Equipment Mair	1,331	794	319	400	
01-103-000-0000-6309		Other-Vehicle or Boat License & Tit	48	222	32	50	
01-103-000-0000-6331		Mileage & Transportation	214	416	382	500	
01-103-000-0000-6332		Meals & Lodging	846	946	905	1,000	
01-103-000-0000-6333		Other (Parking,Etc)	0	10	3	0	
01-103-000-0000-6357		Conferences/Schools	1,164	250	499	500	
01-103-000-0000-6402		Copy Machine Paper & Toner	398	401	501	400	
01-103-000-0000-6405		Office Supplies	545	182	386	200	
01-103-000-0000-6412		Surveying Supplies	4,256	4,636	1,221	4,000	
01-103-000-0000-6414		Food & Beverages	10	0	0	0	
01-103-000-0000-6417		Safety Materials	478	0	143	200	
01-103-000-0000-6420		Other General Supplies	0	5	0	0	
01-103-000-0000-6432		Equipment/Furniture <\$1000	1,257	419	302	0	
01-103-000-0000-6567		Gasoline (Unleaded)	5,917	3,416	3,334	4,000	
Program	000	Undesignated					
		Revenue	67,068 -	88,643 -	75,880 -	65,756 -	
		Expend.	306,306	306,531	336,246	328,367	
		Net	239,238	217,888	260,366	262,611	
Dept	103	Surveyor					
		Revenue	67,068 -	88,643 -	75,880 -	65,756 -	
		Expend.	306,306	306,531	336,246	328,367	
		Net	239,238	217,888	260,366	262,611	
105	Dept	GIS					
		01-105-000-0000-5401	Dodge County Staffing Charges	5,500 -	6,213 -	23,569 -	7,500 -
		01-105-000-0000-5402	Red Wing Staffing Charges	0	22,940 -	30,607 -	34,529 -

01 Fund County General Revenue

Report Basis: Cash

<u>Account Number</u>	<u>Account Description</u>	2014	2015	2016	2017
		<u>Actual</u>	<u>Actual</u>	<u>Actual</u>	<u>Budget</u>
		<u>Mo. 01 - 12</u>	<u>Mo. 01 - 12</u>	<u>Mo. 01 - 12</u>	
01-105-000-0000-5450	Digital Parcel Requests	5,178 -	5,860 -	9,424 -	10,000 -
01-105-000-0000-5480	User Group Fees	35,608 -	24,200 -	24,200 -	24,200 -
01-105-000-0000-5851	Dodge County Technology Reimbur	18,844 -	29,150 -	12,575 -	33,650 -
01-105-000-0000-5852	Red Wing Technology Reimburse	0	0	10,100 -	10,100 -
01-105-000-0000-5859	Miscellaneous Revenue-Maps	135 -	121 -	32 -	100 -
01-105-000-0000-6101	Salaries & Wages - Permanent	112,470	146,247	166,866	182,489
01-105-000-0000-6103	Salaries & Wages-Part Time w/o Be	0	1,208	0	0
01-105-000-0000-6107	Salaries & Wages - Department Hea	23,661	23,748	24,396	27,019
01-105-000-0000-6151	Group Health Insurance	14,292	12,650	14,686	15,224
01-105-000-0000-6152	HSA Contribution	3,104	3,228	5,110	4,735
01-105-000-0000-6153	Family Insurance Supplement	3,169	10,940	0	0
01-105-000-0000-6154	Life Insurance	127	174	205	200
01-105-000-0000-6155	Dental Insurance-County Paid	0	0	359	323
01-105-000-0000-6156	Accident Insurance-County Paid	0	0	162	135
01-105-000-0000-6161	PERA	9,870	9,330	21,274	15,713
01-105-000-0000-6171	FICA	8,358	10,447	11,733	12,989
01-105-000-0000-6174	Mandatory Medicare	1,955	2,443	2,758	3,038
01-105-000-0000-6201	Telephone	192	178	133	0
01-105-000-0000-6203	Postage	9	0	0	0
01-105-000-0000-6243	Membership Dues And Fees	0	35	320	35
01-105-000-0000-6268	Software Maintenance	13,000	13,000	13,000	13,000
01-105-000-0000-6269	Software Enhancements	488	2,720	0	2,000
01-105-000-0000-6270	Software Licensing	240	0	86	420
01-105-000-0000-6278	Consultant Fees	15	1,708	2,760	2,000
01-105-000-0000-6301	Maintenance Contracts	100	0	0	0
01-105-000-0000-6302	Copies/Copier Maintenance	197	164	169	200
01-105-000-0000-6331	Mileage & Transportation	204	2,088	1,074	1,500
01-105-000-0000-6332	Meals & Lodging	113	4,076	4,848	6,000
01-105-000-0000-6333	Other (Parking,Etc)	33	50	157	50
01-105-000-0000-6335	Motor Pool Vehicle Usage	86	67	79	200
01-105-000-0000-6357	Conferences/Schools	1,135	1,241	2,090	1,900
01-105-000-0000-6401	Printing Services	0	0	1,600	0
01-105-000-0000-6402	Copy Paper, Toner	653	452	757	700
01-105-000-0000-6405	Office Supplies	70	260	148	250
01-105-000-0000-6414	Food & Beverages	0	58	0	50
01-105-000-0000-6420	Other General Supplies	0	14	0	0

01 Fund County General Revenue

Report Basis: Cash

<u>Account Number</u>		<u>Account Description</u>	2014 <u>Actual</u> Mo. 01 - 12	2015 <u>Actual</u> Mo. 01 - 12	2016 <u>Actual</u> Mo. 01 - 12	2017 <u>Budget</u>	
01-105-000-0000-6432		Equipment/Furniture <\$1000	0	264	0	400	
Program	000	Undesignated	Revenue	65,265 -	88,484 -	110,507 -	120,079 -
			Expend.	193,541	246,790	274,770	290,570
			Net	128,276	158,306	164,263	170,491
Dept	105	GIS	Revenue	65,265 -	88,484 -	110,507 -	120,079 -
			Expend.	193,541	246,790	274,770	290,570
			Net	128,276	158,306	164,263	170,491
111	Dept	General Government Buildings					
		01-111-000-0000-5936	Recycled Metal	1,583 -	106 -	0	0
		01-111-000-0000-6101	Salaries & Wages - Permanent	279,812	322,159	324,119	356,245
		01-111-000-0000-6103	Salaries & Wages-Part Time w/o Be	13,461	13,078	13,269	15,000
		01-111-000-0000-6104	Salaries & Wages - Overtime	6,636	5,511	5,007	2,000
		01-111-000-0000-6107	Salaries & Wages - Department Hea	77,767	79,552	82,056	91,575
		01-111-000-0000-6151	Group Health Insurance	53,047	48,424	33,593	33,174
		01-111-000-0000-6152	HSA Contribution	10,675	12,025	24,371	27,425
		01-111-000-0000-6153	Family Insurance Supplement	13,540	33,925	36,357	43,957
		01-111-000-0000-6154	Life Insurance	504	551	525	562
		01-111-000-0000-6155	Dental Insurance-County Paid	0	0	1,931	3,225
		01-111-000-0000-6156	Accident Insurance-County Paid	0	0	736	1,016
		01-111-000-0000-6161	PERA	26,409	30,542	30,954	33,737
		01-111-000-0000-6171	FICA	22,713	25,097	25,177	28,819
		01-111-000-0000-6174	Mandatory Medicare	5,312	5,869	5,888	6,740
		01-111-000-0000-6201	Telephone	955	865	739	0
		01-111-000-0000-6202	Cell Phone	2,425	2,277	3,057	3,000
		01-111-000-0000-6203	Postage	2	0	20	0
		01-111-000-0000-6245	State Required Registration or Licer	95	290	125	500
		01-111-000-0000-6252	Natural Gas	37	0	0	0
		01-111-000-0000-6253	Water/Sewer	184	0	0	0
		01-111-000-0000-6257	Solid Waste Disposal	36	0	1,496	0
		01-111-000-0000-6258	Electronics Disposal	850	937	190	200
		01-111-000-0000-6283	Other Professional Fees	5,823	0	1,591	0
		01-111-000-0000-6290	Employment Services	2,868	0	0	0
		01-111-000-0000-6301	Maintenance Contracts	383	170	500	0
		01-111-000-0000-6302	Copies/Copier Maintenance	61	72	77	100

01 Fund County General Revenue

Report Basis: Cash

<u>Account Number</u>	<u>Account Description</u>	<u>2014 Actual</u> <u>Mo. 01 - 12</u>	<u>2015 Actual</u> <u>Mo. 01 - 12</u>	<u>2016 Actual</u> <u>Mo. 01 - 12</u>	<u>2017 Budget</u>
01-111-000-0000-6303	Vehicle Maintenance	322	106	35	200
01-111-000-0000-6304	Other Machinery & Equipment Mair	1,925	1,264	562	0
01-111-000-0000-6306	Grounds Maintenance-Snow/Ice	6,423	1,152	1,126	5,000
01-111-000-0000-6307	Uniform Maintenance	4,072	4,313	5,019	5,000
01-111-000-0000-6309	Other - Vehicle or Boat License or ^	48	0	48	0
01-111-000-0000-6335	Motor Pool Vehicle Usage	0	1	0	100
01-111-000-0000-6357	Conferences/Schools	60	364	394	500
01-111-000-0000-6402	Copy Paper And Toner	0	0	0	100
01-111-000-0000-6405	Office Supplies	83	114	39	200
01-111-000-0000-6417	Safety Materials	195	111	50	500
01-111-000-0000-6420	Other General Supplies	782	1,683	762	1,500
01-111-000-0000-6432	Equipment/Furniture <\$1000	252	0	0	0
01-111-000-0000-6480	Equipment/Furniture<\$5,000	1,250	400	0	0
01-111-000-0000-6562	Tires, Batteries, & Vehicle Parts	1,835	1,515	2,111	2,000
01-111-000-0000-6563	Machinery Parts	715	164	891	500
01-111-000-0000-6565	Diesel Fuel	1,028	301	151	650
01-111-000-0000-6566	Gasoline (regular)	88	97	143	150
01-111-000-0000-6567	Gasoline (Unleaded)	1,154	924	511	1,000
01-111-000-0000-6569	Small Tools	1,838	2,735	1,610	2,000
Program 000	Undesignated Revenue	1,583 -	106 -	0	0
	Expend.	545,665	596,588	605,230	666,675
	Net	544,082	596,482	605,230	666,675
01-111-110-0000-5810	Rental Income-Government Ctr	2,125 -	1,734 -	2,237 -	1,700 -
01-111-110-0000-6245	State Required Registration or Licer	315	195	195	200
01-111-110-0000-6247	State Elevator License	0	100	100	100
01-111-110-0000-6251	Electricity	31,223	36,753	34,687	36,000
01-111-110-0000-6252	Natural Gas	24,169	11,633	9,178	12,000
01-111-110-0000-6253	Water/Sewer	3,477	4,450	4,083	4,899
01-111-110-0000-6257	Solid Waste Disposal	2,468	2,722	2,953	2,784
01-111-110-0000-6283	Other Professional Fees	219	0	58	0
01-111-110-0000-6301	Maintenance Contracts	7,419	9,106	7,810	5,000
01-111-110-0000-6304	Other Machinery & Equipment Mair	7,735	4,841	12,662	6,500
01-111-110-0000-6305	Building Maintenance	9,062	11,749	6,332	10,000
01-111-110-0000-6306	Grounds Maintenance	6,237	8,862	1,536	1,000
01-111-110-0000-6347	Rug And Mop Treatment	4,645	4,818	5,662	3,000

01 Fund County General Revenue

Report Basis: Cash

<u>Account Number</u>	<u>Account Description</u>	<u>2014 Actual</u> <u>Mo. 01 - 12</u>	<u>2015 Actual</u> <u>Mo. 01 - 12</u>	<u>2016 Actual</u> <u>Mo. 01 - 12</u>	<u>2017 Budget</u>
01-111-110-0000-6411	Custodial Supplies	3,692	3,994	4,637	4,500
01-111-110-0000-6413	Chemicals	0	3,417	5,093	1,000
01-111-110-0000-6420	Other General Supplies	1,400	2,051	2,622	4,000
01-111-110-0000-6421	Light Bulbs	1,406	832	747	1,500
Program 110	Buildings-Government Cent	2,125 -	1,734 -	2,237 -	1,700 -
	Revenue				
	Expend.	103,467	105,523	98,355	92,483
	Net	101,342	103,789	96,118	90,783
01-111-111-0000-5496	Intracounty Fees-Labor	0	52,800 -	13,200 -	0
01-111-111-0000-5810	Rental Income-Citizens Building	164,570 -	20,571 -	0	0
01-111-111-0000-6247	State Elevator License	100	0	0	0
01-111-111-0000-6251	Electricity	20,039	22,003	10,466 -	0
01-111-111-0000-6252	Natural Gas	7,724	8,577	3,055 -	0
01-111-111-0000-6253	Water/Sewer	2,442	2,437	715 -	0
01-111-111-0000-6257	Solid Waste Disposal	2,657	2,640	540	0
01-111-111-0000-6283	Other Professional Fees	59	0	0	0
01-111-111-0000-6301	Maintenance Contracts	25,507	1,624	0	0
01-111-111-0000-6304	Other Machinery & Equipment Mair	2,434	64	0	0
01-111-111-0000-6305	Building Maintenance	4,452	315	0	0
01-111-111-0000-6306	Grounds Maintenance	431	209	0	0
01-111-111-0000-6411	Custodial Supplies	0	3,265	19	0
01-111-111-0000-6420	Other General Supplies	404	865	0	0
01-111-111-0000-6421	Light Bulbs	48	118	0	0
01-111-111-0000-6480	Equipment/Furniture<\$5,000	0	0	189	0
Program 111	Buildings-Citizen's (Before R	164,570 -	73,371 -	13,200 -	0
	Revenue				
	Expend.	66,297	42,117	13,488 -	0
	Net	98,273 -	31,254 -	26,688 -	0
01-111-112-0000-5859	LEC Lease	106,527 -	98,000 -	110,000 -	98,000 -
01-111-112-0000-6245	State Required Registration or Licer	230	50	50	0
01-111-112-0000-6247	State Elevator License	0	200	200	200
01-111-112-0000-6251	Electricity	144,055	126,948	139,250	140,000
01-111-112-0000-6252	Natural Gas	91,067	66,114	51,228	60,000
01-111-112-0000-6253	Water/Sewer	35,555	51,880	61,920	55,000
01-111-112-0000-6257	Solid Waste Disposal	2,502	2,593	2,746	2,520
01-111-112-0000-6283	Other Professional Fees	44	0	38	100

01 Fund County General Revenue

Report Basis: Cash

Account Number	Account Description	2014	2015	2016	2017
		<u>Actual</u>	<u>Actual</u>	<u>Actual</u>	<u>Budget</u>
		<u>Mo. 01 - 12</u>	<u>Mo. 01 - 12</u>	<u>Mo. 01 - 12</u>	
01-111-112-0000-6301	Maintenance Contracts	10,194	16,262	11,537	15,000
01-111-112-0000-6304	Other Machinery & Equipment Mair	11,042	17,498	40,541	500
01-111-112-0000-6305	Building Maintenance	8,216	3,561	11,263	10,000
01-111-112-0000-6306	Grounds Maintenance	933	2,123	1,738	1,000
01-111-112-0000-6347	Rug And Mop Treatment	3,052	3,619	4,759	3,000
01-111-112-0000-6411	Custodial Supplies	5,259	4,693	3,683	2,500
01-111-112-0000-6413	Chemicals	6,037	10,553	13,229	5,000
01-111-112-0000-6420	Other General Supplies	7,574	7,431	1,080	5,000
01-111-112-0000-6421	Light Bulbs	6,936	3,363	2,192	2,000
Program 112	Buildings-LEC				
	Revenue	106,527 -	98,000 -	110,000 -	98,000 -
	Expend.	332,696	316,888	345,454	301,820
	Net	226,169	218,888	235,454	203,820
01-111-113-0000-6257	Solid Waste Disposal	4,591	4,933	5,764	5,000
01-111-113-0000-6283	Other Professional Fees	80	0	54	0
01-111-113-0000-6284	Contracted Services	2,309	0	0	0
01-111-113-0000-6301	Maintenance Contracts	0	400	0	0
01-111-113-0000-6304	Other Machinery & Equipment Mair	13,930	3,345	1,905	5,000
01-111-113-0000-6305	Building Maintenance	9,851	19,300	15,336	15,000
01-111-113-0000-6411	Custodial Supplies	10,122	18,352	17,810	15,000
01-111-113-0000-6420	Other General Supplies	3,244	1,870	2,242	0
01-111-113-0000-6421	Light Bulbs	243	1,158	1,267	1,000
01-111-113-0000-6569	Small Tools	0	0	7	0
Program 113	Buildings-ADC				
	Revenue				
	Expend.	44,370	49,358	44,385	41,000
	Net	44,370	49,358	44,385	41,000
01-111-114-0000-5810	Rental Income-Public Health Buildi	72,916 -	72,916 -	0	0
01-111-114-0000-6251	Electricity	10,218	0	0	0
01-111-114-0000-6252	Natural Gas	43	0	0	0
01-111-114-0000-6253	Water/Sewer	137	0	0	0
01-111-114-0000-6257	Solid Waste Disposal	40	0	0	0
Program 114	Buildings-Public Health Serv				
	Revenue	72,916 -	72,916 -	0	0
	Expend.	10,438	0	0	0
	Net	62,478 -	72,916 -	0	0

<u>Account Number</u>	<u>Account Description</u>	<u>2014 Actual</u> <u>Mo. 01 - 12</u>	<u>2015 Actual</u> <u>Mo. 01 - 12</u>	<u>2016 Actual</u> <u>Mo. 01 - 12</u>	<u>2017 Budget</u>
01-111-115-0000-5810	Rental Income-Citizens Building	0	0	295,848 -	359,900 -
01-111-115-0000-6245	State Required Registration or Licer	0	0	10	0
01-111-115-0000-6247	State Elevator License	0	0	0	100
01-111-115-0000-6251	Electricity	0	1,059	19,214	19,000
01-111-115-0000-6252	Natural Gas	0	0	3,537	6,000
01-111-115-0000-6253	Water/Sewer	0	0	3,496	4,600
01-111-115-0000-6257	Solid Waste Disposal	0	0	1,605	2,000
01-111-115-0000-6283	Other Professional Fees	0	0	20	0
01-111-115-0000-6301	Maintenance Contracts	0	0	256	0
01-111-115-0000-6304	Other Machinery & Equipment Mair	0	0	129	0
01-111-115-0000-6305	Building Maintenance	0	0	1,884	1,000
01-111-115-0000-6306	Grounds Maintenance	0	0	654	300
01-111-115-0000-6352	Property Tax	0	0	0	4,400
01-111-115-0000-6411	Custodial Supplies	0	0	4,921	3,500
01-111-115-0000-6413	Chemicals	0	0	3,761	0
01-111-115-0000-6420	Other General Supplies	0	0	1,563	2,000
01-111-115-0000-6421	Light Bulbs	0	0	244	0
Program 115	Buildings-Citizen's (After ReRevenue	0	0	295,848 -	359,900 -
	Expend.	0	1,059	41,294	42,900
	Net	0	1,059	254,554 -	317,000 -
01-111-116-0000-5810	Rental Income-Justice Center	14,560 -	11,963 -	9,138 -	11,785 -
01-111-116-0000-6245	State Required Registration or Licer	300	0	0	0
01-111-116-0000-6247	State Elevator License	0	300	300	300
01-111-116-0000-6251	Electricity	38,188	31,343	30,002	34,000
01-111-116-0000-6257	Solid Waste Disposal	1,205	1,267	1,381	1,296
01-111-116-0000-6283	Other Professional Fees	55	0	47	0
01-111-116-0000-6301	Maintenance Contracts	3,758	1,507	4,124	3,800
01-111-116-0000-6304	Other Machinery & Equipment Mair	5,755	1,467	2,170	2,500
01-111-116-0000-6305	Building Maintenance	5,099	6,204	495	4,000
01-111-116-0000-6306	Grounds Maintenance	1,887	374	562	500
01-111-116-0000-6411	Custodial Supplies	2,667	2,660	2,003	2,000
01-111-116-0000-6420	Other General Supplies	1,555	2,099	1,214	1,500
01-111-116-0000-6421	Light Bulbs	2,146	1,690	3,520	1,000
Program 116	Buildings-Justice Center Revenue	14,560 -	11,963 -	9,138 -	11,785 -
	Expend.	62,615	48,911	45,818	50,896

01 Fund County General Revenue

Report Basis: Cash

<u>Account Number</u>		<u>Account Description</u>	2014 <u>Actual</u> Mo. 01 - 12	2015 <u>Actual</u> Mo. 01 - 12	2016 <u>Actual</u> Mo. 01 - 12	2017 <u>Budget</u>
		Net	48,055	36,948	36,680	39,111
01-111-119-0000-5810		Rental Income-Kuipers Property	0	22,813 -	0	0
01-111-119-0000-6251		Electricity	0	1,463	0	0
01-111-119-0000-6252		Natural Gas	0	890	0	0
01-111-119-0000-6253		Water/Sewer	0	1,068	0	0
01-111-119-0000-6283		Other Professional Fees	0	3,000	0	0
01-111-119-0000-6306		Grounds Maintenance	0	209	0	0
01-111-119-0000-6351		Insurance	0	338	0	0
01-111-119-0000-6352		Property Tax	0	10,444	3,153 -	0
Program	119	Buildings-Kuipers Property Revenue	0	22,813 -	0	0
		Expend.	0	17,412	3,153 -	0
		Net	0	5,401 -	3,153 -	0
Dept	111	General Government Buildings Revenue	362,281 -	280,903 -	430,423 -	471,385 -
		Expend.	1,165,548	1,177,856	1,163,895	1,195,774
		Net	803,267	896,953	733,472	724,389
121	Dept	Veterans Service				
01-121-000-0000-5256		Dept of VA-CVSO Operational Grar	24,714 -	0	0	0
01-121-000-0000-6101		Salaries & Wages - Permanent	57,711	54,280	54,681	58,053
01-121-000-0000-6107		Salaries & Wages - Department Hea	82,724	83,648	85,971	95,867
01-121-000-0000-6151		Group Health Insurance	13,858	8,208	7,620	7,812
01-121-000-0000-6153		Family Insurance Supplement	1,253	0	0	0
01-121-000-0000-6154		Life Insurance	120	125	125	125
01-121-000-0000-6161		PERA	10,054	10,345	10,549	11,544
01-121-000-0000-6171		FICA	8,519	8,446	8,655	9,543
01-121-000-0000-6174		Mandatory Medicare	1,992	1,975	2,024	2,232
01-121-000-0000-6201		Telephone	424	422	635	0
01-121-000-0000-6202		Cell Phone	841	866	729	850
01-121-000-0000-6203		Postage	567	526	394	800
01-121-000-0000-6220		Volunteer Transportation Mileage	5,681	0	0	0
01-121-000-0000-6243		Membership Dues & Fees	100	237	130	130
01-121-000-0000-6270		Software Licensing	0	0	29	0
01-121-000-0000-6283		Other Professional Fees	420	0	0	0
01-121-000-0000-6284		Contracted Services	0	8,665	8,838	0
01-121-000-0000-6301		Maintenance Contracts	700	700	0	0

01 Fund County General Revenue

Report Basis: Cash

<u>Account Number</u>		<u>Account Description</u>	2014 <u>Actual</u> Mo. 01 - 12	2015 <u>Actual</u> Mo. 01 - 12	2016 <u>Actual</u> Mo. 01 - 12	2017 <u>Budget</u>
01-121-000-0000-6302		Copies/Copier Maintenance	576	663	503	700
01-121-000-0000-6331		Mileage & Transportation	1,427	2,080	1,635	2,400
01-121-000-0000-6332		Meals & Lodging	185	967	999	1,200
01-121-000-0000-6333		Parking - Other	0	8	22	0
01-121-000-0000-6357		Conferences/Schools	157	725	700	500
01-121-000-0000-6402		Copy Machine Paper & Toner	514	196	59	300
01-121-000-0000-6405		Office Supplies	116	93	338	200
01-121-000-0000-6432		Furniture/Equipment <\$1000	516	107	0	0
01-121-000-0000-6452		Reference Materials	0	0	0	200
01-121-000-0000-6480		Equipment/Furniture<\$5,000	6,041	0	0	0
Program 000	Undesignated	Revenue	24,714 -	0	0	0
		Expend.	194,496	183,282	184,636	192,456
		Net	169,782	183,282	184,636	192,456
01-121-120-0000-5256		Dept of VA-CVSO Operational Grar	0	12,500 -	12,500 -	12,500 -
01-121-120-0000-6220		Volunteer Transportation Mileage	0	8,039	12,164	5,800
01-121-120-0000-6241		Advertising	0	1,171	2,928	1,900
01-121-120-0000-6272		Physician & Medical Fees	0	1,500	750	1,600
01-121-120-0000-6301		Maintenance Contracts	0	0	700	700
01-121-120-0000-6420		Other General Supplies	0	1,290	0	2,500
Program 120	Veterans Operational Grant	Revenue	0	12,500 -	12,500 -	12,500 -
		Expend.	0	12,000	16,542	12,500
		Net	0	500 -	4,042	0
01-121-140-0000-5610		Transportation Donations	13,229 -	13,977 -	16,914 -	13,000 -
01-121-140-0000-6220		Volunteer Transportation Mileage	13,630	13,738	10,983	13,000
Program 140	Veterans Transportation	Revenue	13,229 -	13,977 -	16,914 -	13,000 -
		Expend.	13,630	13,738	10,983	13,000
		Net	401	239 -	5,931 -	0
Dept 121	Veterans Service	Revenue	37,943 -	26,477 -	29,414 -	25,500 -
		Expend.	208,126	209,020	212,161	217,956
		Net	170,183	182,543	182,747	192,456
127	Dept Land Use Management					
01-127-127-0000-5123		Building Permits	99,773 -	129,200 -	199,601 -	200,000 -
01-127-127-0000-5124		City Building Permits	57,419 -	88,718 -	81,622 -	87,509 -

01 Fund County General Revenue

Report Basis: Cash

Account Number	Account Description	2014	2015	2016	2017
		<u>Actual</u>	<u>Actual</u>	<u>Actual</u>	<u>Budget</u>
		<u>Mo. 01 - 12</u>	<u>Mo. 01 - 12</u>	<u>Mo. 01 - 12</u>	
01-127-127-0000-5403	Cannon Falls Staffing Charges	0	0	0	29,407 -
01-127-127-0000-5478	Building Permit Surcharge	1,163 -	805 -	644 -	800 -
01-127-127-0000-5853	Cannon Falls Reimbursements	0	0	0	5,000 -
01-127-127-0000-6101	Salaries & Wages - Permanent	205,947	205,115	249,013	258,809
01-127-127-0000-6104	Salaries & Wages - Overtime	2,348	6,469	0	0
01-127-127-0000-6107	Salaries & Wages - Department Hea	23,661	23,748	24,396	27,019
01-127-127-0000-6151	Group Health Insurance	20,346	20,726	20,414	21,092
01-127-127-0000-6152	HSA Contribution	3,625	3,770	3,885	6,110
01-127-127-0000-6153	Family Insurance Supplement	3,169	4,334	0	17,176
01-127-127-0000-6154	Life Insurance	231	231	293	293
01-127-127-0000-6155	Dental Insurance-County Paid	0	0	60	0
01-127-127-0000-6156	Accident Insurance-County Paid	0	0	27	0
01-127-127-0000-6161	PERA	16,819	17,650	20,506	21,437
01-127-127-0000-6171	FICA	13,993	14,102	16,463	17,721
01-127-127-0000-6174	Mandatory Medicare	3,278	3,298	3,864	4,145
01-127-127-0000-6201	Telephone	784	704	864	0
01-127-127-0000-6202	Cell Phone	1,893	1,670	1,616	1,500
01-127-127-0000-6242	Legal Notices	0	0	40	0
01-127-127-0000-6243	Membership Dues & Fees	405	750	710	750
01-127-127-0000-6244	Subscriptions	310	133	99	150
01-127-127-0000-6245	State Required Registration or Licer	260	0	160	0
01-127-127-0000-6269	Software Enhancements	3,038	0	0	0
01-127-127-0000-6270	Software Licensing	389	0	86	140
01-127-127-0000-6283	Other Professional Fees	0	3,593	0	1,500
01-127-127-0000-6302	Copies/Copier Maintenance	3,037	2,406	2,203	1,900
01-127-127-0000-6303	Vehicle Maintenance	1,783	687	1,309	700
01-127-127-0000-6309	Other-Vehicle or Boat License & Tit	32	294	32	100
01-127-127-0000-6331	Mileage & Transportation	2,193	1,742	1,784	2,000
01-127-127-0000-6332	Meals & Lodging	554	126	0	1,000
01-127-127-0000-6357	Conferences/Schools	1,658	1,690	1,588	3,000
01-127-127-0000-6401	Printing Services	311	103	339	300
01-127-127-0000-6402	Copy Machine Paper And Toner	321	193	207	250
01-127-127-0000-6405	Office Supplies	875	852	758	600
01-127-127-0000-6412	Field Supplies	472	373	403	250
01-127-127-0000-6414	Food & Beverages	101	31	0	50
01-127-127-0000-6420	Other General Supplies	235	0	186	0

01 Fund County General Revenue

Report Basis: Cash

<u>Account Number</u>	<u>Account Description</u>	<u>2014 Actual</u> <u>Mo. 01 - 12</u>	<u>2015 Actual</u> <u>Mo. 01 - 12</u>	<u>2016 Actual</u> <u>Mo. 01 - 12</u>	<u>2017 Budget</u>
01-127-127-0000-6432	Furniture/Equipment <\$1000	1,190	0	0	0
01-127-127-0000-6452	Ledgers, Reference, & Law Books	0	1,818	750	500
01-127-127-0000-6480	Equipment/Furniture<\$5,000	0	286	0	0
01-127-127-0000-6562	Tires, Batteries, & Vehicle Parts	333	0	0	500
01-127-127-0000-6567	Gasoline (Unleaded)	8,028	4,935	4,325	6,000
Program 127	Building Activities Revenue	158,355 -	218,723 -	281,867 -	322,716 -
	Expend.	321,619	321,829	356,380	394,992
	Net	163,264	103,106	74,513	72,276
01-127-128-0000-5125	Conditional Use Permits	5,025 -	6,296 -	9,700 -	8,500 -
01-127-128-0000-5127	Variance Permits	5,950 -	5,900 -	9,300 -	8,000 -
01-127-128-0000-5128	Change of Zone Permits	600 -	1,500 -	1,350 -	1,500 -
01-127-128-0000-5129	Zoning Permits	2,352 -	3,565 -	5,400 -	7,500 -
01-127-128-0000-5270	Water & Soil Resources-Block Gran	2,772 -	2,828 -	2,828 -	2,828 -
01-127-128-0000-5477	Plat Check Fees	0	0	150 -	0
01-127-128-0000-5482	Mining Registration Fees	17,900 -	18,600 -	17,700 -	18,600 -
01-127-128-0000-5859	Miscellaneous Revenue	16,565 -	0	1,500 -	100 -
01-127-128-0000-5947	Transfers In-Salary Reimb	40,775 -	44,291 -	2,509 -	10,000
01-127-128-0000-6101	Salaries & Wages - Permanent	229,105	230,816	155,661	199,111
01-127-128-0000-6106	Per Diem in Lieu of Salaries	7,380	7,900	7,653	9,000
01-127-128-0000-6107	Salaries & Wages - Department Hea	23,660	23,748	24,396	27,019
01-127-128-0000-6151	Group Health Insurance	26,557	10,507	5,175	5,468
01-127-128-0000-6152	HSA Contribution	7,792	10,270	11,535	9,860
01-127-128-0000-6153	Family Insurance Supplement	24,246	58,163	34,686	30,566
01-127-128-0000-6154	Life Insurance	283	278	184	231
01-127-128-0000-6155	Dental Insurance-County Paid	0	0	1,104	1,128
01-127-128-0000-6156	Accident Insurance-County Paid	0	0	332	305
01-127-128-0000-6161	PERA	18,336	19,119	13,504	17,635
01-127-128-0000-6171	FICA	14,139	14,011	9,681	14,578
01-127-128-0000-6174	Mandatory Medicare	3,321	3,280	2,278	3,409
01-127-128-0000-6201	Telephone	699	663	800	0
01-127-128-0000-6202	Cell Phone	863	762	609	650
01-127-128-0000-6203	Postage	2,436	2,625	2,904	2,600
01-127-128-0000-6242	Legal Notices	1,553	2,989	2,526	2,000
01-127-128-0000-6243	Membership Dues & Fees	1,520	1,570	988	1,025
01-127-128-0000-6244	Subscriptions	283	95	34	100

01 Fund County General Revenue

Report Basis: Cash

<u>Account Number</u>	<u>Account Description</u>	<u>2014 Actual</u> <u>Mo. 01 - 12</u>	<u>2015 Actual</u> <u>Mo. 01 - 12</u>	<u>2016 Actual</u> <u>Mo. 01 - 12</u>	<u>2017 Budget</u>
01-127-128-0000-6269	Software Enhancements	3,038	0	0	0
01-127-128-0000-6270	Software Licensing	600	0	114	140
01-127-128-0000-6283	Site Visit Fees	250	0	0	0
01-127-128-0000-6284	Contracted Services	16	0	300	0
01-127-128-0000-6302	Copies/Copier Maintenance	3,606	4,391	5,342	3,000
01-127-128-0000-6303	Vehicle Maintenance	201	0	0	0
01-127-128-0000-6331	Mileage & Transportation	6,918	6,356	3,785	4,500
01-127-128-0000-6332	Meals & Lodging	961	1,827	1,241	1,000
01-127-128-0000-6333	Other (Parking,Etc)	115	28	0	25
01-127-128-0000-6335	Motor Pool Vehicle Usage	272	391	123	100
01-127-128-0000-6357	Conferences/Schools	3,211	1,332	950	2,000
01-127-128-0000-6401	Printing Services	311	103	641	350
01-127-128-0000-6402	Copy Machine Paper And Toner	321	193	605	500
01-127-128-0000-6405	Office Supplies	1,197	899	1,142	900
01-127-128-0000-6414	Food & Beverages	186	57	54	100
01-127-128-0000-6420	Other General Supplies	70	166	90	50
01-127-128-0000-6480	Equipment/Furniture<\$5,000	0	286	0	0
01-127-128-0000-6567	Gasoline (Unleaded)	307	296	218	300
01-127-128-0000-6850	Recording Fees	1,935	1,840	2,346	1,900
01-127-128-0005-5217	Aquatic Invasive Species Preventior	30,801 -	68,447 -	34,082 -	68,164 -
01-127-128-0005-5947	Transfers In-AIS Salary Reimb	775	4,479	4,269	10,000 -
01-127-128-0005-6232	Publications & Brochures	0	0	17,575	20,000
01-127-128-0005-6278	Consultant Fees	0	0	251	0
01-127-128-0005-6331	Mileage & Transportation	0	18	0	500
01-127-128-0005-6335	Motor Pool Vehicle Usage	0	173	0	0
01-127-128-0005-6357	Conferences/Schools	0	0	0	2,500
01-127-128-0005-6401	Printing Services	0	0	3,196	500
01-127-128-0005-6405	Office Supplies	0	0	0	1,000
01-127-128-0005-6420	Other General Supplies	0	1,047	67	2,500
01-127-128-0005-6480	Equipment/Furniture<\$5,000	0	1,000	0	5,000
01-127-128-0005-6997	Transfers Out	0	509	0	0
01-127-128-0005-6999	Future Fund Balance-Aquatic Speci	0	0	0	46,164
Program 128	Planning/Zoning Activities Revenue	121,965 -	146,948 -	80,250 -	115,192 -
	Expend.	385,688	407,708	312,090	417,714
	Net	263,723	260,760	231,840	302,522

01 Fund County General Revenue

Report Basis: Cash

<u>Account Number</u>	<u>Account Description</u>	2014	2015	2016	2017
		<u>Actual</u>	<u>Actual</u>	<u>Actual</u>	<u>Budget</u>
		<u>Mo. 01 - 12</u>	<u>Mo. 01 - 12</u>	<u>Mo. 01 - 12</u>	
01-127-129-0000-5150	Septic System Permits	38,546 -	54,302 -	45,727 -	40,000 -
01-127-129-0000-5170	Well Permits	16,520 -	15,750 -	18,035 -	16,500 -
01-127-129-0000-5171	Well Maintenance Permits	3,908 -	3,985 -	2,860 -	3,000 -
01-127-129-0000-5270	Water & Soil Resources-MPCA SSTS	18,600 -	18,600 -	18,600 -	18,600 -
01-127-129-0000-5413	Olmsted Co Water Kits	5,297 -	6,227 -	8,497 -	7,000 -
01-127-129-0000-5947	Transfers In	7,500 -	7,500 -	7,500 -	7,500 -
01-127-129-0000-6101	Salaries & Wages - Permanent	124,457	124,018	109,613	149,720
01-127-129-0000-6104	Salaries & Wages - Overtime	285	124	0	0
01-127-129-0000-6151	Group Health Insurance	13,797	0	0	0
01-127-129-0000-6152	HSA Contribution	5,000	5,200	5,837	11,550
01-127-129-0000-6153	Family Insurance Supplement	19,563	35,783	31,886	47,742
01-127-129-0000-6154	Life Insurance	125	125	125	187
01-127-129-0000-6155	Dental Insurance-County Paid	0	0	348	1,128
01-127-129-0000-6156	Accident Insurance-County Paid	0	0	102	305
01-127-129-0000-6161	PERA	9,044	9,311	8,304	11,229
01-127-129-0000-6171	FICA	6,719	6,653	5,833	9,283
01-127-129-0000-6174	Mandatory Medicare	1,571	1,556	1,364	2,171
01-127-129-0000-6201	Telephone	270	259	139	0
01-127-129-0000-6202	Cell Phone	2,166	1,981	1,412	1,500
01-127-129-0000-6203	Postage	486	470	540	500
01-127-129-0000-6206	Data Cards	61	183	61	0
01-127-129-0000-6243	Membership Dues & Fees	0	0	110	0
01-127-129-0000-6269	Software Enhancements	1,013	0	0	0
01-127-129-0000-6270	Software Licensing	395	0	86	140
01-127-129-0000-6283	Other Professional Fees	840	790	2,714	900
01-127-129-0000-6285	Nursing/Laboratory Fees	3,673	2,492	7,086	3,500
01-127-129-0000-6302	Copies/Copier Maintenance	196	193	236	150
01-127-129-0000-6303	Vehicle Maintenance	1,490	1,530	735	500
01-127-129-0000-6309	Other-Vehicle or Boat License & Tit	267	0	74	40
01-127-129-0000-6331	Mileage & Transportation	160	505	228	200
01-127-129-0000-6332	Meals & Lodging	8	0	409	300
01-127-129-0000-6357	Conferences/Schools/Workshops	1,220	615	2,180	2,000
01-127-129-0000-6401	Printing Services	939	179	493	550
01-127-129-0000-6402	Copy paper and Toner	22	343	220	300
01-127-129-0000-6405	Office Supplies	279	608	729	300
01-127-129-0000-6406	Env Hlth Field Supplies	4	0	37	0

01 Fund County General Revenue

Report Basis: Cash

<u>Account Number</u>		<u>Account Description</u>	2014 <u>Actual</u> Mo. 01 - 12	2015 <u>Actual</u> Mo. 01 - 12	2016 <u>Actual</u> Mo. 01 - 12	2017 <u>Budget</u>	
01-127-129-0000-6414		Food & Beverages	567	590	621	650	
01-127-129-0000-6432		Equip/Furniture < \$1000	1,183	0	481	400	
01-127-129-0000-6480		Equipment/Furniture<\$5,000	0	286	875	0	
01-127-129-0000-6567		Gasoline (Unleaded)	1,887	2,084	1,599	1,000	
Program	129	Environmental Health	Revenue	90,371 -	106,364 -	101,219 -	92,600 -
			Expend.	197,687	195,878	184,477	246,245
			Net	107,316	89,514	83,258	153,645
Dept	127	Land Use Management	Revenue	370,691 -	472,035 -	463,336 -	530,508 -
			Expend.	904,994	925,415	852,947	1,058,951
			Net	534,303	453,380	389,611	528,443
130	Dept	County Vehicles-Motor Pool					
01-130-000-0000-5859		Motor Pool Reimbursements	53,239 -	53,684 -	60,359 -	52,600 -	
01-130-000-0000-5860		Insurance Reimbursements	1,300 -	3,838 -	0	0	
01-130-000-0000-6303		Vehicle Maintenance	7,712	6,916	8,451	8,000	
01-130-000-0000-6309		Other-Vehicle or Boat License & Tit	224	0	361	300	
01-130-000-0000-6420		Other General Supplies	183	307	39	300	
01-130-000-0000-6567		Gasoline (Unleaded)	20,446	15,051	14,845	21,000	
01-130-000-0000-6663		Vehicles Purchased	19,231	21,909	21,909	23,000	
Program	000	Undesignated	Revenue	54,539 -	57,522 -	60,359 -	52,600 -
			Expend.	47,796	44,183	45,605	52,600
			Net	6,743 -	13,339 -	14,754 -	0
Dept	130	County Vehicles-Motor Pool	Revenue	54,539 -	57,522 -	60,359 -	52,600 -
			Expend.	47,796	44,183	45,605	52,600
			Net	6,743 -	13,339 -	14,754 -	0
201	Dept	Sheriff					
01-201-000-0000-5221		Police Aid	302,480 -	310,384 -	309,391 -	310,000 -	
01-201-000-0000-5243		Police Officer Standards/Trng Boar	14,803 -	14,993 -	14,382 -	14,900 -	
01-201-000-0000-5245		Disaster Grants 1941-State Share	1,171 -	0	56 -	0	
01-201-000-0000-5246		Bulletproof Vest-State	1,993 -	6,122 -	3,869 -	6,050 -	
01-201-000-0000-5248		State of MN Radio Grants	837 -	692 -	0	0	
01-201-000-0000-5315		11.549 State & Local Implementatic	0	621 -	0	0	
01-201-000-0000-5322		16.607 Bulletproof Vest Partnershi	3,863 -	910 -	8,500 -	6,050 -	
01-201-000-0000-5336		20.600 State & Community Highwa	30,938 -	19,550 -	7,783 -	11,625 -	

01 Fund County General Revenue

Report Basis: Cash

Account Number	Account Description	2014	2015	2016	2017
		<u>Actual</u>	<u>Actual</u>	<u>Actual</u>	<u>Budget</u>
		<u>Mo. 01 - 12</u>	<u>Mo. 01 - 12</u>	<u>Mo. 01 - 12</u>	
01-201-000-0000-5338	20.608 Min Penalties for Repeat DM	9,880 -	12,520 -	8,178 -	8,950 -
01-201-000-0000-5339	20.616 National Priority Safety Proq	0	0	6,664 -	9,100 -
01-201-000-0000-5393	97.036 Disaster Grants-Public Assi	3,513 -	0	0	0
01-201-000-0000-5398	97.067 Homeland Security Grant Pr	0	1,131 -	0	0
01-201-000-0000-5450	Forensic Services	200 -	0	0	0
01-201-000-0000-5462	Officer Service Fees	2,271 -	4,493 -	2,664 -	3,500 -
01-201-000-0000-5463	Investigator Fees-Welfare Fraud	191 -	0	0	0
01-201-000-0000-5464	Sheriff Inmate Transportation Fees	12,154 -	13,559 -	10,321 -	12,800 -
01-201-000-0000-5465	Civil Process Fees	67,716 -	59,175 -	60,919 -	63,000 -
01-201-000-0000-5466	City Law Enforcement Contracts	399,453 -	402,096 -	415,615 -	423,928 -
01-201-000-0000-5467	School Law Enforcement Contracts	42,004 -	43,232 -	63,116 -	47,288 -
01-201-000-0000-5480	Other Charges For Services	523 -	333 -	188 -	400 -
01-201-000-0000-5536	Trespass Fines	3,750 -	3,250 -	2,300 -	3,000 -
01-201-000-0000-5538	Suspended Driver Program	400 -	300 -	400 -	300 -
01-201-000-0000-5610	Contributions & Donations	0	1,000 -	0	0
01-201-000-0000-5850	MN Dot Verizon Lease Reimburse	6,000 -	6,000 -	6,000 -	6,000 -
01-201-000-0000-5851	Mobile Data User Agreement	5,463 -	11,033 -	13,000 -	5,000 -
01-201-000-0000-5859	Miscellaneous Revenue	1,491 -	5,617 -	0	0
01-201-000-0000-5860	Insurance Reimbursements	27,571 -	6,047 -	14,843 -	6,000 -
01-201-000-0000-5947	Transfers In	40,759 -	42,822 -	69,423 -	60,596 -
01-201-000-0000-6101	Salaries & Wages - Permanent	2,723,311	2,742,918	2,740,035	2,994,120
01-201-000-0000-6102	Salaries & Wages-Part Time w/ Ben	55,754	49,011	29,307	59,235
01-201-000-0000-6103	Salaries & Wages-Part Time w/o Be	0	4,523	1,235	0
01-201-000-0000-6104	Salaries & Wages - Overtime	218,746	269,287	231,083	223,000
01-201-000-0000-6107	Salaries & Wages - Department Hea	132,029	133,566	132,360	140,566
01-201-000-0000-6109	Salaries & Wages - Longevity	2,885	2,479	2,857	2,330
01-201-000-0000-6114	Salaries & Wages - Holiday Pay	77,633	83,690	80,913	92,281
01-201-000-0000-6118	Salaries & Wages - Uniform Allowa	35,381	34,237	34,057	35,429
01-201-000-0000-6151	Group Health Insurance	300,268	210,834	189,612	187,452
01-201-000-0000-6152	HSA Contribution	72,820	70,454	92,251	97,750
01-201-000-0000-6153	Family Insurance Supplement	185,602	262,163	224,378	251,195
01-201-000-0000-6154	Life Insurance	2,844	2,860	2,865	2,933
01-201-000-0000-6155	Dental Insurance-County Paid	0	0	5,709	6,931
01-201-000-0000-6156	Accident Insurance-County Paid	0	0	1,857	2,067
01-201-000-0000-6161	PERA	464,413	498,102	487,165	537,834
01-201-000-0000-6171	FICA	20,092	24,395	26,724	24,908

01 Fund County General Revenue

Report Basis: Cash

<u>Account Number</u>	<u>Account Description</u>	2014	2015	2016	2017
		<u>Actual</u>	<u>Actual</u>	<u>Actual</u>	<u>Budget</u>
		<u>Mo. 01 - 12</u>	<u>Mo. 01 - 12</u>	<u>Mo. 01 - 12</u>	
01-201-000-0000-6174	Mandatory Medicare	36,467	39,644	38,973	44,577
01-201-000-0000-6201	Telephone	6,978	6,513	6,141	1,700
01-201-000-0000-6202	Cell Phone	22,194	23,770	19,964	23,315
01-201-000-0000-6203	Postage	2,324	2,762	2,532	2,600
01-201-000-0000-6205	Freight	529	439	179	450
01-201-000-0000-6206	Data Cards	14,867	16,467	16,834	16,580
01-201-000-0000-6209	Internet	0	360	360	360
01-201-000-0000-6229	Radio Tower Software & Maintenanc	55,443	49,500	81,166	81,166
01-201-000-0000-6243	Membership Dues & Fees	10,675	11,051	11,753	12,660
01-201-000-0000-6244	Subscriptions	244	127	285	130
01-201-000-0000-6245	State Required Registration or Licer	2,340	1,755	1,405	1,170
01-201-000-0000-6251	Electricity	13,028	13,758	14,668	14,000
01-201-000-0000-6252	Natural Gas/Propane	391	1,940	1,842	2,000
01-201-000-0000-6253	Water/Sewer	0	247	450	430
01-201-000-0000-6257	Solid Waste Disposal	1,505	160	128	200
01-201-000-0000-6268	Software Maintenance	15,955	17,091	14,055	23,450
01-201-000-0000-6269	Software Enhancements	5	50	0	0
01-201-000-0000-6270	Software Licensing	3,592	1,672	975	1,900
01-201-000-0000-6272	Physician & Medical Fees	69	199	1,672	0
01-201-000-0000-6278	Consultant Fees	0	88	0	0
01-201-000-0000-6282	Computer Charges	4,644	4,644	4,644	4,700
01-201-000-0000-6283	Other Professional Fees	121	364	1,231	150
01-201-000-0000-6284	Contracted Services	92	1,941	35,030	35,300
01-201-000-0000-6290	Employment Services-Credit Check	151	200	166	175
01-201-000-0000-6291	Employee Medical, Drug & Alcohol	0	2,044	0	850
01-201-000-0000-6301	Maintenance Contracts	66,232	71,738	71,170	74,200
01-201-000-0000-6302	Copies/Copier Maintenance	1,035	1,179	1,127	1,300
01-201-000-0000-6303	Vehicle Maintenance	108,974	83,817	88,967	95,000
01-201-000-0000-6304	Other Machinery & Equipment Mair	6,595	7,068	25,177	17,000
01-201-000-0000-6305	Building Maintenance	1,369	56,115	2,410	1,500
01-201-000-0000-6309	Other-Vehicle or Boat License & Tit	1,344	919	998	1,200
01-201-000-0000-6315	Other-Vehicle Costs (Non-County)	2,813	621	2,236	2,300
01-201-000-0000-6330	Transport Fees - Other	1,439	350	1,260	1,000
01-201-000-0000-6331	Mileage & Transportation	24	472	607	400
01-201-000-0000-6332	Meals & Lodging	9,486	7,775	9,499	9,500
01-201-000-0000-6333	Other Transportation	17	55	70	25

01 Fund County General Revenue

Report Basis: Cash

<u>Account Number</u>	<u>Account Description</u>	<u>2014 Actual</u> <u>Mo. 01 - 12</u>	<u>2015 Actual</u> <u>Mo. 01 - 12</u>	<u>2016 Actual</u> <u>Mo. 01 - 12</u>	<u>2017 Budget</u>
01-201-000-0000-6335	Motor Pool Vehicle Usage	198	0	87	100
01-201-000-0000-6340	Radio Tower/Cable Tv	0	0	2,388	2,400
01-201-000-0000-6342	Verizon Lease Payment	6,000	6,000	6,000	6,000
01-201-000-0000-6346	Rentals	1,800	0	0	0
01-201-000-0000-6357	Conferences/Schools	25,294	15,971	17,412	18,000
01-201-000-0000-6401	Printing Services	988	1,467	817	1,200
01-201-000-0000-6402	Copy Machine Paper & Toner	2,415	3,258	3,323	3,200
01-201-000-0000-6405	Office Supplies	2,747	2,392	2,120	2,500
01-201-000-0000-6414	Food & Beverages	486	433	138	400
01-201-000-0000-6416	Ammunition & Range Fees	19,056	16,197	17,576	20,000
01-201-000-0000-6420	Other General Supplies	9,356	9,754	10,602	9,500
01-201-000-0000-6432	Furniture/Equipment <\$1000	6,947	8,263	11,283	8,250
01-201-000-0000-6434	Medical Supplies	1,501	1,549	325	800
01-201-000-0000-6452	Ledgers, Reference, & Law Books	110	0	50	0
01-201-000-0000-6453	Sheriffs Personnel Uniforms	3,800	10,349	2,575	5,100
01-201-000-0000-6454	Sheriffs Personnel Equipment	1,361	7,277	1,321	4,350
01-201-000-0000-6480	Equipment/Furniture<\$5,000	9,374	23,697	11,519	13,100
01-201-000-0000-6565	Diesel Fuel	3,170	1,666	1,458	2,100
01-201-000-0000-6567	Gasoline (Unleaded)	170,826	111,058	94,526	115,000
01-201-000-0000-6663	Vehicles Purchased	0	0	2,561	0
01-201-000-0000-6851	K-9 Expenses	7,832	4,235	6,029	4,500
01-201-000-0000-6855	Forensic Expenses	1,992	804	2,950	1,800
01-201-000-0000-6867	Emergency Response Team Expenses	4,953	205	43	3,000
01-201-000-0000-6870	Investigative Expenditures	10,290	9,493	8,582	11,000
01-201-000-0000-6883	Crime Prevention Expenses	5,076	4,018	5,987	5,000
01-201-000-0000-6897	Other Agency Grant Reimbursemer	28,865	25,174	16,824	19,940
01-201-000-0000-6997	Transfers Out	21,780 -	6,784 -	15,660 -	10,600 -
Program 000	Undesignated Revenue	979,424 -	965,880 -	1,017,612 -	998,487 -
	Expend.	4,985,377	5,071,890	4,951,218	5,375,959
	Net	4,005,953	4,106,010	3,933,606	4,377,472
01-201-130-0000-5479	Dui-Forfeiture Fees	11,967 -	1,210 -	1,854 -	2,000 -
01-201-130-0000-6997	Transfers Out-Sheriff Forfeiture	7,122	1,376	2,034	2,000
Program 130	Forfeiture Funds Revenue	11,967 -	1,210 -	1,854 -	2,000 -
	Expend.	7,122	1,376	2,034	2,000

<u>Account Number</u>		<u>Account Description</u>	<u>2014 Actual</u> <u>Mo. 01 - 12</u>	<u>2015 Actual</u> <u>Mo. 01 - 12</u>	<u>2016 Actual</u> <u>Mo. 01 - 12</u>	<u>2017 Budget</u>
		Net	4,845 -	166	180	0
01-201-230-0000-5537		Counteract	1,773 -	2,910 -	1,600 -	2,300 -
01-201-230-0000-5610		Contributions & Donations	100 -	0	0	0
01-201-230-0000-6357		Conferences/Schools	615	0	0	0
01-201-230-0000-6420		Other General Supplies	1,756	770	429	2,300
Program	230	Counteract Revenue	1,873 -	2,910 -	1,600 -	2,300 -
		Expend.	2,371	770	429	2,300
		Net	498	2,140 -	1,171 -	0
01-201-231-0000-5480		Registration Fees	2,800 -	0	0	0
01-201-231-0000-6997		Transfers Out-Driver Awareness	1,599	0	0	0
Program	231	Driver Awareness Program Revenue	2,800 -	0	0	0
		Expend.	1,599	0	0	0
		Net	1,201 -	0	0	0
01-201-233-0000-5610		Contributions & Donations	75 -	300 -	4,850 -	0
01-201-233-0000-5860		Insurance Reimbursements	0	0	10,000 -	0
01-201-233-0000-6420		Other General Supplies	25	0	1,820	0
Program	233	K-9 Donations Revenue	75 -	300 -	14,850 -	0
		Expend.	25	0	1,820	0
		Net	50 -	300 -	13,030 -	0
01-201-238-0000-5130		Gun Permits	40,685 -	46,040 -	58,535 -	51,500 -
01-201-238-0000-5947		Salary Transfer To Operating	40,759	42,822	69,423	60,596
01-201-238-0000-5949		Use of Fund Balance-Gun Permits	0	0	0	13,196 -
01-201-238-0000-6203		Postage	46	0	19	0
01-201-238-0000-6269		Software Enhancements	0	5,478	0	0
01-201-238-0000-6357		Conferences/Schools/Workshops	360	0	0	0
01-201-238-0000-6401		Printing Services	420	390	65	400
01-201-238-0000-6405		Office Supplies	372	164	458	200
01-201-238-0000-6420		Other General Supplies	1,034	165	733	800
01-201-238-0000-6432		Other Furn & Equipment	0	0	0	600
01-201-238-0000-6480		Equipment/Furniture<\$5,000	0	4,032	0	1,600
01-201-238-0000-6850		Refunds	0	0	520	500
Program	238	Gun Permits Revenue	74	3,218 -	10,888	4,100 -
		Expend.	2,232	10,229	1,795	4,100

01 Fund County General Revenue

Report Basis: Cash

<u>Account Number</u>			<u>Account Description</u>			<u>2014</u>	<u>2015</u>	<u>2016</u>	<u>2017</u>		
			<u>Actual</u>	<u>Actual</u>	<u>Actual</u>	<u>Budget</u>					
			<u>Mo. 01 - 12</u>	<u>Mo. 01 - 12</u>	<u>Mo. 01 - 12</u>						
			Net	2,306	7,011	12,683		0			
Dept	201	Sheriff	Revenue	996,065 -	973,518 -	1,025,028 -		1,006,887 -			
			Expend.	4,998,726	5,084,265	4,957,296		5,384,359			
			Net	4,002,661	4,110,747	3,932,268		4,377,472			
203	Dept	Sheriffs Contingent - Fines									
	01-203-000-0000-5536	Fines-Sheriff Contingent		6,877 -	6,287 -	6,504 -		6,000 -			
	01-203-000-0000-6997	Transfers Out-Sheriff Contingency		5,878	6,949	6,528		6,000			
	Program	000	Undesignated	Revenue	6,877 -	6,287 -	6,504 -		6,000 -		
			Expend.	5,878	6,949	6,528		6,000			
			Net	999 -	662	24		0			
Dept	203	Sheriffs Contingent - Fines		Revenue	6,877 -	6,287 -	6,504 -		6,000 -		
			Expend.	5,878	6,949	6,528		6,000			
			Net	999 -	662	24		0			
205	Dept	Sheriff-Seasonal									
	01-205-000-0000-5265	DNR-Boat & Water Safety Grant		20,848 -	21,619 -	24,921 -		21,000 -			
	01-205-000-0000-5390	97.012 Boating Safety Equipment G		82,636 -	36,735 -	18,911 -		18,000 -			
	01-205-000-0000-5391	97.012 Boating Safety Patrol Grant		5,875 -	5,875 -	5,875 -		5,875 -			
	01-205-000-0000-5396	97.056 Port Security Grant Program		51,703 -	0	0		0			
	01-205-000-0000-5610	Contributions & Donations		9,094 -	0	2,700 -		0			
	01-205-000-0000-5920	Sale of Capital Assets		18,000 -	0	0		0			
	01-205-000-0000-5947	Transfers In-Sheriff Seasonal		0	187 -	1,760 -		0			
	01-205-000-0000-6101	Salaries & Wages - Permanent		61,580	76,662	100,374		121,432			
	01-205-000-0000-6102	Salaries & Wages-Part Time w/ Ben		923	238	0		0			
	01-205-000-0000-6103	Salaries & Wages-Part Time w/o Be		7,214	13,753	6,024		12,060			
	01-205-000-0000-6104	Salaries & Wages - Overtime		8,013	3,771	5,135		6,000			
	01-205-000-0000-6106	Per Diem in Lieu of Salaries		600	0	0		0			
	01-205-000-0000-6114	Salaries & Wages-Holiday Pay		2,924	3,281	5,943		6,220			
	01-205-000-0000-6118	Salaries & Wages - Uniform Allowa		948	950	1,418		1,885			
	01-205-000-0000-6151	Group Health Insurance		7,203	9,894	11,186		14,452			
	01-205-000-0000-6152	HSA Contribution		2,743	1,534	2,343		2,405			
	01-205-000-0000-6153	Family Insurance Supplement		6,893	21	0		0			
	01-205-000-0000-6154	Life Insurance		63	75	108		115			
	01-205-000-0000-6155	Dental Insurance-County Paid		0	0	172		0			

01 Fund County General Revenue

Report Basis: Cash

<u>Account Number</u>	<u>Account Description</u>	<u>2014 Actual</u> <u>Mo. 01 - 12</u>	<u>2015 Actual</u> <u>Mo. 01 - 12</u>	<u>2016 Actual</u> <u>Mo. 01 - 12</u>	<u>2017 Budget</u>
01-205-000-0000-6156	Accident Insurance-County Paid	0	0	78	0
01-205-000-0000-6161	PERA	11,209	13,577	17,981	21,652
01-205-000-0000-6171	FICA	302	853	435	748
01-205-000-0000-6174	Mandatory Medicare	1,083	1,406	1,698	2,113
01-205-000-0000-6201	Telephone	252	228	191	0
01-205-000-0000-6202	Cell Phone	712	918	815	1,045
01-205-000-0000-6206	Data Cards	655	768	1,015	1,260
01-205-000-0000-6241	Advertising	363	0	0	0
01-205-000-0000-6243	Membership And Dues	0	29	3	0
01-205-000-0000-6270	Software Licensing	4	26	0	0
01-205-000-0000-6283	Other Professional Fees	0	796	500	0
01-205-000-0000-6291	Employee Medical, Drug & Alcohol	0	0	867	0
01-205-000-0000-6303	Vehicle Maintenance	1,554	3,093	9,806	5,000
01-205-000-0000-6304	Other Machinery & Equipment Mair	2,961	1,706	6,493	4,200
01-205-000-0000-6305	Building Maintenance	0	0	409	0
01-205-000-0000-6309	Other-Vehicle or Boat License & Tit	80	315	156	0
01-205-000-0000-6331	Mileage & Transportation	0	0	253	0
01-205-000-0000-6332	Meals & Lodging	222	333	1,425	250
01-205-000-0000-6333	Other Transportation	0	118	99	50
01-205-000-0000-6346	Rents & Leases-Other	1,140	0	0	0
01-205-000-0000-6357	Conferences/Schools	323	9,714	937	1,500
01-205-000-0000-6401	Printing Services	0	0	144	0
01-205-000-0000-6414	Food & Beverages	0	0	145	0
01-205-000-0000-6420	Other General Supplies	685	3,194	1,625	1,800
01-205-000-0000-6432	Furniture/Equipment <\$1000	847	3,187	2,562	2,380
01-205-000-0000-6453	Personnel Uniforms	202	350	1,237	500
01-205-000-0000-6454	Sheriff's Personnel Equipment	62	486	4,903	750
01-205-000-0000-6480	Equipment/Furniture<=\$5,000	588	2,903	1,999	0
01-205-000-0000-6561	Motor Oil & Lubricants	16	229	300	0
01-205-000-0000-6565	Diesel Fuel	4,795	3,177	3,114	6,800
01-205-000-0000-6567	Gasoline (Unleaded)	3,007	3,588	2,236	3,600
01-205-000-0000-6669	Equipment/Furniture>=5,000	70,050	35,590	20,148	18,000
Program 000 Undesignated	Revenue	188,156 -	64,416 -	54,167 -	44,875 -
	Expend.	200,216	196,763	214,271	236,217
	Net	12,060	132,347	160,104	191,342

Account Number	Account Description	2014	2015	2016	2017
		<u>Actual</u>	<u>Actual</u>	<u>Actual</u>	<u>Budget</u>
		<u>Mo. 01 - 12</u>	<u>Mo. 01 - 12</u>	<u>Mo. 01 - 12</u>	
01-205-235-0000-5264	DNR-Snowmobile Safety Enforcem	4,958 -	4,914 -	4,766 -	3,852 -
01-205-235-0000-6101	Salaries & Wages - Permanent	8,955	506	4,157	7,396
01-205-235-0000-6103	Salaries & Wages-Part Time w/o Be	2,415	0	321	0
01-205-235-0000-6104	Salaries & Wages - Overtime	524	0	698	0
01-205-235-0000-6151	Group Health Insurance	1,040	76	546	781
01-205-235-0000-6152	HSA Contribution	46	4	257	130
01-205-235-0000-6153	Family Insurance Supplement	1,224	0	0	0
01-205-235-0000-6154	Life Insurance	11	1	5	6
01-205-235-0000-6155	Dental Insurance-County Paid	0	0	8	0
01-205-235-0000-6156	Accident Insurance-County Paid	0	0	4	14
01-205-235-0000-6161	PERA	1,280	82	787	1,198
01-205-235-0000-6171	FICA	34	0	20	0
01-205-235-0000-6174	Mandatory Medicare	155	7	74	107
01-205-235-0000-6304	Other Machinery & Equipment Mair	759	454	1,392	1,000
01-205-235-0000-6309	Other-Vehicle or Boat License & Tit	16	0	16	0
01-205-235-0000-6401	Printing Services	0	280	0	300
01-205-235-0000-6420	Other General Supplies	186	21 -	339	200
01-205-235-0000-6432	Other Furniture And Equipment	313	0	0	0
01-205-235-0000-6453	Personnel Uniforms	0	791	0	500
01-205-235-0000-6561	Motor Oil & Lubricants	0	0	28	0
01-205-235-0000-6567	Gasoline (Unleaded)	226	0	41	200
01-205-235-0000-6997	Transfers Out	0	2,000	0	0
Program 235	Snowmobile Revenue	4,958 -	4,914 -	4,766 -	3,852 -
	Expend.	17,184	4,180	8,693	11,832
	Net	12,226	734 -	3,927	7,980
01-205-236-0000-5262	DNR-Off Hwy Vehicle Enforcement	6,218 -	6,636 -	6,300 -	4,330 -
01-205-236-0000-6101	Salaries & Wages - Permanent	1,299	2,612	2,164	3,698
01-205-236-0000-6104	Salaries & Wages - Overtime	160	0	0	0
01-205-236-0000-6151	Group Health Insurance	189	331	228	391
01-205-236-0000-6152	HSA Contribution	72	58	231	65
01-205-236-0000-6153	Family Insurance Supplement	162	76	0	0
01-205-236-0000-6154	Life Insurance	2	2	1	3
01-205-236-0000-6155	Dental Insurance-County Paid	0	0	3	0
01-205-236-0000-6156	Accident Insurance-County Paid	0	0	2	0
01-205-236-0000-6161	PERA	223	423	351	599

01 Fund County General Revenue

Report Basis: Cash

<u>Account Number</u>		<u>Account Description</u>	2014 <u>Actual</u> Mo. 01 - 12	2015 <u>Actual</u> Mo. 01 - 12	2016 <u>Actual</u> Mo. 01 - 12	2017 <u>Budget</u>
01-205-236-0000-6174		Mandatory Medicare	19	37	31	54
01-205-236-0000-6241		Advertising	0	433	0	0
01-205-236-0000-6304		Other Machinery & Equipment Mair	820	227	175	1,000
01-205-236-0000-6309		Other-Vehicle or Boat License & Tit	32	0	32	0
01-205-236-0000-6401		Printing Services	0	280	0	300
01-205-236-0000-6420		Other General Supplies	1,122	830	82	625
01-205-236-0000-6480		Equipment/Furniture<\$5,000	3,964	0	3,135	0
01-205-236-0000-6567		Gasoline (Unleaded)	29	34	9	100
01-205-236-0000-6997		Transfers Out	0	0	648	0
Program	236	ATV				
		Revenue	6,218 -	6,636 -	6,300 -	4,330 -
		Expend.	8,093	5,343	7,092	6,835
		Net	1,875	1,293 -	792	2,505
Dept	205	Sheriff-Seasonal				
		Revenue	199,332 -	75,966 -	65,233 -	53,057 -
		Expend.	225,493	206,286	230,056	254,884
		Net	26,161	130,320	164,823	201,827
207	Dept	Adult Detention Center				
01-207-000-0000-5321		16.606 Criminal Alien Assistance S	6,256 -	6,231 -	4,560 -	5,400 -
01-207-000-0000-5401		STS Charges	10,000 -	26,170 -	30,425 -	23,000 -
01-207-000-0000-5450		Pay to Stay Fees	19,011 -	24,541 -	23,543 -	23,000 -
01-207-000-0000-5469		Weekender Fees	2,805 -	2,995 -	7,095 -	7,550 -
01-207-000-0000-5470		Board of Huber Law Detainees	22,035 -	13,180 -	14,700 -	15,000 -
01-207-000-0000-5471		Booking Fees	7,813 -	8,568 -	8,628 -	9,400 -
01-207-000-0000-5472		Detainee Board-County	64,370 -	118,100 -	40,000 -	42,300 -
01-207-000-0000-5473		Detainee Board-State	512,600 -	1,100,880 -	1,239,468 -	1,437,000 -
01-207-000-0000-5480		Other Charges For Services	2,350 -	2,641 -	3,509 -	3,200 -
01-207-000-0000-5852		STS Reimbursements-City of RW	48,195 -	49,882 -	49,882 -	51,800 -
01-207-000-0000-5859		Incentive Payments (SSA)	800 -	1,400 -	1,600 -	2,100 -
01-207-000-0000-6101		Salaries & Wages - Permanent	2,381,684	2,398,908	2,261,558	2,649,228
01-207-000-0000-6102		Salaries & Wages-Part Time w/ Ben	0	0	14,426	17,474
01-207-000-0000-6104		Salaries & Wages - Overtime	181,245	173,610	259,725	150,000
01-207-000-0000-6114		Salaries & Wages - Holiday Pay	86,361	86,942	83,820	98,459
01-207-000-0000-6118		Salaries & Wages - Uniform Allowa	34,050	34,053	34,151	42,038
01-207-000-0000-6151		Group Health Insurance	290,450	259,329	241,623	245,970
01-207-000-0000-6152		HSA Contribution	67,122	69,031	73,431	119,750

01 Fund County General Revenue

Report Basis: Cash

<u>Account Number</u>	<u>Account Description</u>	2014	2015	2016	2017
		<u>Actual</u>	<u>Actual</u>	<u>Actual</u>	<u>Budget</u>
		<u>Mo. 01 - 12</u>	<u>Mo. 01 - 12</u>	<u>Mo. 01 - 12</u>	
01-207-000-0000-6153	Family Insurance Supplement	132,621	196,123	140,034	183,398
01-207-000-0000-6154	Life Insurance	2,771	2,865	2,845	3,120
01-207-000-0000-6155	Dental Insurance-County Paid	0	0	1,346	10,643
01-207-000-0000-6156	Accident Insurance-County Paid	0	0	558	3,453
01-207-000-0000-6161	PERA	231,151	232,322	228,865	254,261
01-207-000-0000-6171	FICA	154,204	155,571	154,571	180,740
01-207-000-0000-6174	Mandatory Medicare	36,814	37,182	36,966	42,270
01-207-000-0000-6201	Telephone	3,357	3,123	3,665	0
01-207-000-0000-6202	Cell Phone	1,931	2,312	2,316	2,705
01-207-000-0000-6243	Membership Dues & Fees	20	48	147	150
01-207-000-0000-6244	Subscriptions	581	159	284	600
01-207-000-0000-6245	State Required Registration or Licer	0	120	0	280
01-207-000-0000-6257	Solid Waste Disposal	0	0	0	5,200
01-207-000-0000-6258	Electronics Disposal	0	112	70	0
01-207-000-0000-6268	Software Maintenance	10,600	11,606	12,186	12,430
01-207-000-0000-6270	Software Licensing	55	1,800	5,057	120
01-207-000-0000-6272	Physician & Medical Fees	247,203	254,311	311,487	341,000
01-207-000-0000-6278	Consultant Fees	1,376	1,635	1,443	1,650
01-207-000-0000-6283	Other Professional Fees	20,214	5,589	12,904	2,300
01-207-000-0000-6291	Employee Medical, Drug & Alcohol	0	5,854	9,235	5,016
01-207-000-0000-6301	Maintenance Contracts	28,413	29,834	23,315	31,990
01-207-000-0000-6302	Copies/Copier Maintenance	5,949	6,222	6,119	6,015
01-207-000-0000-6303	Vehicle Maintenance	4	108	114	200
01-207-000-0000-6304	Other Machinery & Equipment Mair	9,378	7,241	18,659	10,700
01-207-000-0000-6305	Building Maintenance	1,244	9,584	5,741	4,000
01-207-000-0000-6309	Other-Vehicle or Boat License & Tit	12	12	16	16
01-207-000-0000-6330	Transport Fees - Other	469	402	624	600
01-207-000-0000-6331	Mileage & Transportation	0	67	88	0
01-207-000-0000-6332	Meals & Lodging	1,858	4,947	7,883	6,000
01-207-000-0000-6333	Other-Parking	0	0	116	0
01-207-000-0000-6335	Motor Pool Vehicle Usage	435	638	934	600
01-207-000-0000-6350	Sentence To Serve	193,853	197,369	200,885	203,898
01-207-000-0000-6357	Conferences/Schools	9,616	10,739	14,693	14,000
01-207-000-0000-6358	Detainee Board	9,755	10,050	7,700	10,000
01-207-000-0000-6366	Detainee Laundry	20,960	22,520	22,056	22,687
01-207-000-0000-6401	Printing Services	0	0	89	0

01 Fund County General Revenue

Report Basis: Cash

<u>Account Number</u>	<u>Account Description</u>	<u>2014 Actual</u> <u>Mo. 01 - 12</u>	<u>2015 Actual</u> <u>Mo. 01 - 12</u>	<u>2016 Actual</u> <u>Mo. 01 - 12</u>	<u>2017 Budget</u>
01-207-000-0000-6402	Copy Machine Paper & Toner	2,984	1,969	1,695	2,000
01-207-000-0000-6405	Office Supplies	2,550	2,441	2,888	2,500
01-207-000-0000-6411	Custodial Supplies	4,314	6,993	9,601	9,500
01-207-000-0000-6414	Food & Beverages	0	167	122	0
01-207-000-0000-6420	Other General Supplies	7,533	3,462	6,475	6,500
01-207-000-0000-6432	Other Furniture And Equipment	5,895	4,853	5,414	10,215
01-207-000-0000-6434	Medical Supplies	2,083	2,451	3,664	5,000
01-207-000-0000-6452	Ledgers, Reference, & Law Books	125	125	230	125
01-207-000-0000-6453	Personnel Uniforms	9,219	6,729	7,345	6,400
01-207-000-0000-6461	Detainee Clothing	9,264	10,523	7,795	12,000
01-207-000-0000-6463	Detainee Meals	325,768	505,842	519,885	571,300
01-207-000-0000-6464	Other Detainee Supplies	4,820	8,901	6,745	8,000
01-207-000-0000-6465	Indigent Commissary Supplies	9,307	14,103	15,069	20,000
01-207-000-0000-6480	Equipment/Furniture<\$5,000	2,154	4,254	0	0
01-207-000-0000-6567	Gasoline (Unleaded)	855	402	422	500
01-207-000-0000-6669	Equipment/Furniture>=5,000	0	5,232	0	0
Program 000	Undesignated Revenue	696,235 -	1,354,588 -	1,423,410 -	1,619,750 -
	Expend.	4,552,627	4,810,785	4,789,095	5,337,001
	Net	3,856,392	3,456,197	3,365,685	3,717,251
01-207-240-0000-5610	Contributions & Donations	0	0	290 -	0
01-207-240-0000-5850	Phone Commission	10,801 -	16,633 -	10,901 -	11,600 -
01-207-240-0000-5852	Phone Card Sales	41,334 -	55,396 -	78,765 -	91,000 -
01-207-240-0000-5854	Inmate Commissary	107,992 -	124,819 -	152,545 -	157,000 -
01-207-240-0000-5855	Vending Commission	21,522 -	26,669 -	35,959 -	35,600 -
01-207-240-0000-5859	Other Miscellaneous Revenue	3,581 -	5,028 -	5,618 -	7,000 -
01-207-240-0000-6101	Salaries & Wages - Permanent	30,935	15,992	15,119	0
01-207-240-0000-6118	Salaries & Wages - Uniform Allowa	356	89	178	0
01-207-240-0000-6151	Group Health Insurance	3,449	0	1,425	0
01-207-240-0000-6152	HSA Contribution	1,250	969	794	0
01-207-240-0000-6153	Family Insurance Supplement	4,857	4,447	0	0
01-207-240-0000-6154	Life Insurance	31	17	16	0
01-207-240-0000-6155	Dental Insurance-County Paid	0	0	150	0
01-207-240-0000-6156	Accident Insurance-County Paid	0	0	51	0
01-207-240-0000-6161	PERA	2,709	1,399	1,323	0
01-207-240-0000-6171	FICA	1,596	821	912	0

01 Fund County General Revenue

Report Basis: Cash

<u>Account Number</u>		<u>Account Description</u>	2014 <u>Actual</u> Mo. 01 - 12	2015 <u>Actual</u> Mo. 01 - 12	2016 <u>Actual</u> Mo. 01 - 12	2017 <u>Budget</u>	
01-207-240-0000-6174		Mandatory Medicare	373	192	213	0	
01-207-240-0000-6201		Telephone	27,328	40,039	57,672	57,000	
01-207-240-0000-6203		Postage	245	644	304	600	
01-207-240-0000-6244		Subscriptions	2,263	1,836	1,830	1,850	
01-207-240-0000-6284		Contracted Services	26 -	0	25	0	
01-207-240-0000-6304		Other Machinery & Equipment Mair	0	4	0	0	
01-207-240-0000-6331		Mileage/Transportation	109	0	2	0	
01-207-240-0000-6332		Meals & Lodging	240	975	670	975	
01-207-240-0000-6333		Other-Parking	3	3	5	0	
01-207-240-0000-6335		Motor Pool Vehicle Usage	120	242	39	250	
01-207-240-0000-6340		Cable Tv	813	333	381	385	
01-207-240-0000-6357		Conferences/Schools/Workshops	85	630	180	650	
01-207-240-0000-6358		Training & Seminars (Detainees)	10,283	10,890	13,935	25,400	
01-207-240-0000-6375		Bank Service Charges	155	31	95	150	
01-207-240-0000-6402		Copy Paper, Toner	910	0	59	0	
01-207-240-0000-6405		Office Supplies	0	255	0	200	
01-207-240-0000-6414		Food & Beverages	583	526	492	600	
01-207-240-0000-6420		Other General Supplies	1,047	4,939	2,347	1,000	
01-207-240-0000-6432		Other Furniture And Equipment	2,128	1,837	4,699	24,945	
01-207-240-0000-6464		Other Detainee Supplies	4,954	7,739	9,965	9,800	
01-207-240-0000-6465		Commissary Supplies	109,097	125,630	159,068	158,000	
01-207-240-0000-6999		Future Fund Balance-Inmate Impro	0	0	0	20,395	
Program	240	Inmate Improvement Funds Revenue	185,230 -	228,545 -	284,078 -	302,200 -	
		Expend.	205,893	220,479	271,949	302,200	
		Net	20,663	8,066 -	12,129 -	0	
Dept	207	Adult Detention Center	Revenue	881,465 -	1,583,133 -	1,707,488 -	1,921,950 -
			Expend.	4,758,520	5,031,264	5,061,044	5,639,201
			Net	3,877,055	3,448,131	3,353,556	3,717,251
209	Dept	Enhanced 911 System					
		01-209-000-0000-5223	Enhanced 911	138,459 -	127,808 -	127,808 -	127,808 -
		01-209-000-0000-5710	Interest	354 -	365 -	312 -	325 -
		01-209-000-0000-6201	Telephone	2,815	3,633	1,822	1,950
		01-209-000-0000-6202	Cell Phone	1,373 -	0	0	0
		01-209-000-0000-6241	Advertising	0	997	0	500

01 Fund County General Revenue

Report Basis: Cash

<u>Account Number</u>		<u>Account Description</u>	2014 <u>Actual</u> Mo. 01 - 12	2015 <u>Actual</u> Mo. 01 - 12	2016 <u>Actual</u> Mo. 01 - 12	2017 <u>Budget</u>
01-209-000-0000-6244		Subscriptions	110	130	129	130
01-209-000-0000-6251		Electricity	3,212	3,211	2,979	3,200
01-209-000-0000-6252		Natural Gas/Propane	319	321	284	324
01-209-000-0000-6268		Software Maintenance Contracts	12,492	33,870	25,485	28,135
01-209-000-0000-6270		Software Licensing	0	36,520	788	1,371
01-209-000-0000-6283		Other Professional Fees	1,166	325	1,848	0
01-209-000-0000-6291		Employee Medical, Drug & Alcohol	374	1,784	1,528	850
01-209-000-0000-6301		Maintenance Contracts	29,650	29,927	30,305	37,916
01-209-000-0000-6304		Other Machinery & Equipment Mair	0	182	0	300
01-209-000-0000-6357		Conferences/Schools	0	0	798	0
01-209-000-0000-6420		Other General Supplies	71	377	0	400
01-209-000-0000-6432		Other Furniture And Equipment	572	450	4,532	2,000
01-209-000-0000-6480		Equipment/Furniture<\$5,000	0	0	4,622	0
01-209-000-0000-6669		Equipment/Furniture>=5,000	77,734	89,921	631	0
01-209-000-0000-6997		Transfers Out	26,024	38,883	35,441	33,500
01-209-000-0000-6999		Future Fund Balance-E911 Grant	0	0	0	17,557
Program	000	Undesignated Revenue	138,813 -	128,173 -	128,120 -	128,133 -
		Expend.	153,166	240,531	111,192	128,133
		Net	14,353	112,358	16,928 -	0
Dept	209	Enhanced 911 System Revenue	138,813 -	128,173 -	128,120 -	128,133 -
		Expend.	153,166	240,531	111,192	128,133
		Net	14,353	112,358	16,928 -	0
210	Dept	Dispatch Non-E911 Expenses				
01-210-000-0000-6101		Salaries & Wages - Permanent	614,619	628,285	616,110	667,731
01-210-000-0000-6104		Salaries & Wages - Overtime	24,203	26,413	30,108	25,000
01-210-000-0000-6114		Salaries & Wages-Holiday Pay	26,177	27,869	29,612	30,951
01-210-000-0000-6118		Salaries & Wages - Uniform Allowa	10,456	10,071	10,794	11,210
01-210-000-0000-6151		Group Health Insurance	61,311	64,126	52,304	48,798
01-210-000-0000-6152		HSA Contribution	11,771	12,783	12,475	23,675
01-210-000-0000-6153		Family Insurance Supplement	13,540	16,652	10,663	36,809
01-210-000-0000-6154		Life Insurance	733	733	729	749
01-210-000-0000-6155		Dental Insurance-County Paid	0	0	299	2,097
01-210-000-0000-6156		Accident Insurance-County Paid	0	0	135	711
01-210-000-0000-6161		PERA	48,179	51,231	50,707	54,276

01 Fund County General Revenue

Report Basis: Cash

<u>Account Number</u>		<u>Account Description</u>	2014 <u>Actual</u> Mo. 01 - 12	2015 <u>Actual</u> Mo. 01 - 12	2016 <u>Actual</u> Mo. 01 - 12	2017 <u>Budget</u>
01-210-000-0000-6171		FICA	40,794	41,800	41,855	44,868
01-210-000-0000-6174		Mandatory Medicare	9,540	9,776	9,789	10,493
01-210-000-0000-6201		Telephone	1,597	433	2,200	792
01-210-000-0000-6202		Cell phone	2,902	1,317	1,665	2,448
01-210-000-0000-6270		Software Licensing	0	0	29	29
01-210-000-0000-6301		Maintenance Contracts	2,466	0	0	0
01-210-000-0000-6332		Meals & Lodging	431	0	637	200
01-210-000-0000-6333		Other - Parking	12	0	0	0
01-210-000-0000-6335		Motor Pool Vehicle Usage	179	149	344	200
01-210-000-0000-6340		Cable TV	1,014	992	1,090	1,100
01-210-000-0000-6357		Conferences	290	245	245	1,700
01-210-000-0000-6402		Copy Machine Paper & Toner	184	113	63	200
01-210-000-0000-6405		Office Supplies	75	55	100	100
01-210-000-0000-6414		Food & Beverages	0	0	331	0
01-210-000-0000-6420		Other General Supplies	451	1,014	151	500
01-210-000-0000-6432		Furniture/Equipment <\$1000	240	238	170	0
01-210-000-0000-6453		Personnel Uniforms	0	389	142	0
01-210-000-0000-6997		Transfers Out	27,582 -	39,926 -	37,937 -	33,500 -
Program	000	Undesignated				
		Revenue				
		Expend.	843,582	854,758	834,810	931,137
		Net	843,582	854,758	834,810	931,137
Dept	210	Dispatch Non-E911 Expenses				
		Revenue				
		Expend.	843,582	854,758	834,810	931,137
		Net	843,582	854,758	834,810	931,137
215	Dept	Coroner				
		01-215-000-0000-6273				
		Coroner/Autopsy Fees	127,003	130,700	130,700	133,314
	Program	000				
		Undesignated				
		Revenue				
		Expend.	127,003	130,700	130,700	133,314
		Net	127,003	130,700	130,700	133,314
Dept	215	Coroner				
		Revenue				
		Expend.	127,003	130,700	130,700	133,314
		Net	127,003	130,700	130,700	133,314
255	Dept	Court Services				

01 Fund County General Revenue

Report Basis: Cash

<u>Account Number</u>	<u>Account Description</u>	2014	2015	2016	2017
		<u>Actual</u>	<u>Actual</u>	<u>Actual</u>	<u>Budget</u>
		<u>Mo. 01 - 12</u>	<u>Mo. 01 - 12</u>	<u>Mo. 01 - 12</u>	
01-255-000-0000-5252	Dept of Corrections-PO Salary Rein	191,275 -	200,178 -	189,921 -	190,000 -
01-255-000-0000-5253	Dept of Corrections-Caseload/Wor	70,584 -	68,712 -	68,712 -	68,712 -
01-255-000-0000-5289	MN DHS-Mental Health Screenings	22,250 -	31,630 -	21,343 -	20,000 -
01-255-000-0000-5481	Substance Use Screening Fee	1,805 -	300 -	2 -	3,000 -
01-255-000-0000-5947	Transfers In	30,000 -	30,000 -	30,000 -	30,000 -
01-255-000-0000-6101	Salaries & Wages - Permanent	682,023	668,371	647,084	717,456
01-255-000-0000-6107	Salaries & Wages - Department Hea	110,065	112,454	112,504	119,509
01-255-000-0000-6151	Group Health Insurance	75,869	66,825	63,917	67,183
01-255-000-0000-6152	HSA Contribution	13,225	15,925	25,776	23,880
01-255-000-0000-6153	Family Insurance Supplement	6,024	32,449	26,121	26,782
01-255-000-0000-6154	Life Insurance	749	744	725	724
01-255-000-0000-6155	Dental Insurance-County Paid	0	0	2,387	2,255
01-255-000-0000-6156	Accident Insurance-County Paid	0	0	746	611
01-255-000-0000-6161	PERA	57,475	58,580	56,969	62,774
01-255-000-0000-6171	FICA	47,470	46,236	45,238	51,893
01-255-000-0000-6174	Mandatory Medicare	11,102	10,813	10,580	12,136
01-255-000-0000-6201	Telephone	1,674	1,423	1,399	0
01-255-000-0000-6202	Cell Phone	3,377	4,603	5,708	6,000
01-255-000-0000-6203	Postage	1,511	1,785	1,518	1,850
01-255-000-0000-6243	Membership Dues & Fees	400	145	275	1,608
01-255-000-0000-6244	Subscriptions	0	0	1,075	0
01-255-000-0000-6245	State Required Registration or Licer	314	254	20	329
01-255-000-0000-6268	Software Maintenance Contracts	5,266	4,754	4,946	0
01-255-000-0000-6269	Software Enhancements	0	0	0	5,951
01-255-000-0000-6270	Software Licensing	0	0	143	0
01-255-000-0000-6283	Other Professional Fees	0	100	0	0
01-255-000-0000-6284	Contracted Services-MH Services	10,500	10,500	10,500	10,500
01-255-000-0000-6285	Laboratory Fees	3,042	2,603	2,868	4,000
01-255-000-0000-6302	Copies/Copier Maintenance	3,453	3,641	3,626	3,500
01-255-000-0000-6331	Mileage & Transportation	858	1,134	1,382	1,000
01-255-000-0000-6332	Meals & Lodging	928	507	0	500
01-255-000-0000-6333	Other - Parking	324	0	0	50
01-255-000-0000-6335	Motor Pool Vehicle Usage	7,945	7,148	8,922	8,000
01-255-000-0000-6357	Conferences/Schools	604	1,500	560	1,000
01-255-000-0000-6358	Other Charges	0	110	283	300
01-255-000-0000-6382	Cjdn Connection Charges	1,080	1,080	1,080	1,200

01 Fund County General Revenue

Report Basis: Cash

<u>Account Number</u>		<u>Account Description</u>	2014 <u>Actual</u> Mo. 01 - 12	2015 <u>Actual</u> Mo. 01 - 12	2016 <u>Actual</u> Mo. 01 - 12	2017 <u>Budget</u>
01-255-000-0000-6401		Printing Services	253	361	345	500
01-255-000-0000-6402		Copy Machine Paper & Toner	432	615	295	600
01-255-000-0000-6405		Office Supplies	1,366	957	1,112	1,000
01-255-000-0000-6414		Food & Beverages	0	325	349	0
01-255-000-0000-6420		Other General Supplies	0	365	160	0
01-255-000-0000-6480		Equipment/Furniture<\$5,000	0	0	1,305	0
Program	000	Undesignated				
		Revenue	315,914 -	330,820 -	309,978 -	311,712 -
		Expend.	1,047,329	1,056,307	1,039,918	1,133,091
		Net	731,415	725,487	729,940	821,379
01-255-250-0000-5480		Correction Service Fee	3,519 -	4,317 -	2,511 -	2,500 -
01-255-250-0000-6284		Contracted Services	1,060	940	1,120	1,000
01-255-250-0000-6414		Food & Beverages	0	13	15	0
01-255-250-0000-6850		Miscellaneous Expense	1,447	913	174	1,500
Program	250	Correction Service Fees				
		Revenue	3,519 -	4,317 -	2,511 -	2,500 -
		Expend.	2,507	1,866	1,309	2,500
		Net	1,012 -	2,451 -	1,202 -	0
01-255-255-0000-5475		Local Correctional Fees	26,419 -	31,006 -	26,714 -	30,000 -
01-255-255-0000-5947		Transfers In	30,000	30,000	30,000	30,000
Program	255	Local Correctional Fees				
		Revenue	3,581	1,006 -	3,286	0
		Expend.				
		Net	3,581	1,006 -	3,286	0
Dept	255	Court Services				
		Revenue	315,852 -	336,143 -	309,203 -	314,212 -
		Expend.	1,049,836	1,058,173	1,041,227	1,135,591
		Net	733,984	722,030	732,024	821,379
281	Dept	Office of Emergency Services				
		97.042 Emergency Mgmt Performar	29,505 -	32,697 -	50,317 -	32,090 -
		Salaries & Wages - Permanent	38,716	38,671	39,117	42,337
		Salaries & Wages - Overtime	317	561	692	500
		Group Health Insurance	4,552	4,916	3,778	4,687
		HSA Contribution	780	780	975	780
		Family Insurance Supplement	0	836	836	0
		Life Insurance	37	37	37	37
		PERA	2,830	2,942	2,990	3,213

01 Fund County General Revenue

Report Basis: Cash

<u>Account Number</u>	<u>Account Description</u>	<u>2014 Actual</u> <u>Mo. 01 - 12</u>	<u>2015 Actual</u> <u>Mo. 01 - 12</u>	<u>2016 Actual</u> <u>Mo. 01 - 12</u>	<u>2017 Budget</u>
01-281-000-0000-6171	FICA	2,421	2,415	2,331	2,656
01-281-000-0000-6174	Mandatory Medicare	566	565	545	621
01-281-000-0000-6201	Telephone	3,099	2,926	2,683	0
01-281-000-0000-6202	Cell Phone	310	276	277	300
01-281-000-0000-6203	Postage	6	46	68	250
01-281-000-0000-6243	Membership Dues & Fees	60	578	565	565
01-281-000-0000-6270	Software Licensing	0	0	29	0
01-281-000-0000-6283	Other Professional Fees	0	36	0	0
01-281-000-0000-6301	Maintenance Contracts	9,188	9,188	9,188	9,188
01-281-000-0000-6302	Copies/Copier Maintenance	248	357	396	1,550
01-281-000-0000-6303	Vehicle Maintenance	459	396	47	200
01-281-000-0000-6304	Other Machinery & Equipment Mair	150	0	0	0
01-281-000-0000-6309	Other-Vehicle or Boat License & Tit	19	0	8	10
01-281-000-0000-6332	Meals & Lodging	314	703	749	800
01-281-000-0000-6357	Conferences/Schools	400	400	650	400
01-281-000-0000-6402	Copy Machine Paper & Toner	0	42	58	50
01-281-000-0000-6405	Office Supplies	274	148	350	300
01-281-000-0000-6414	Food & Beverages	0	4	0	20
01-281-000-0000-6420	Other General Supplies	277	0	0	300
01-281-000-0000-6432	Other Furniture and Equipment	113	0	0	0
01-281-000-0000-6567	Gasoline (Unleaded)	886	586	492	600
Program 000 Undesignated	Revenue	29,505 -	32,697 -	50,317 -	32,090 -
	Expend.	66,022	67,409	66,861	69,364
	Net	36,517	34,712	16,544	37,274
01-281-280-0000-5247	Radiological Emergency Preparedne	225,237 -	295,349 -	279,970 -	242,500 -
01-281-280-0000-6101	Salaries & Wages - Permanent	25,826	26,287	26,078	28,225
01-281-280-0000-6102	Salaries & Wages-Part Time w/ Ben	16,719	16,687	17,606	19,539
01-281-280-0000-6104	Salaries & Wages - Overtime	211	374	461	500
01-281-280-0000-6151	Group Health Insurance	3,037	3,347	2,845	10,937
01-281-280-0000-6152	HSA Contribution	520	520	650	1,820
01-281-280-0000-6153	Family Insurance Supplement	1	557	557	0
01-281-280-0000-6154	Life Insurance	87	87	87	87
01-281-280-0000-6161	PERA	3,104	3,251	3,314	3,620
01-281-280-0000-6171	FICA	2,589	2,607	2,723	2,992
01-281-280-0000-6174	Mandatory Medicare	606	610	637	700

01 Fund County General Revenue

Report Basis: Cash

<u>Account Number</u>	<u>Account Description</u>	<u>2014 Actual</u> <u>Mo. 01 - 12</u>	<u>2015 Actual</u> <u>Mo. 01 - 12</u>	<u>2016 Actual</u> <u>Mo. 01 - 12</u>	<u>2017 Budget</u>
01-281-280-0000-6201	Telephone	5,571	4,847	4,619	4,125
01-281-280-0000-6202	Cell Phone	312	276	277	300
01-281-280-0000-6206	Data Cards	314	312	312	325
01-281-280-0000-6243	Membership Dues And Fees	40	552	565	565
01-281-280-0000-6268	Software Maintenance Contracts	0	0	1,088	0
01-281-280-0000-6270	Software Licensing	520	0	9,666	8,660
01-281-280-0000-6283	Other Professional Fees	0	36	0	0
01-281-280-0000-6301	Maintenance Contracts	16,928	15,101	20,502	17,500
01-281-280-0000-6302	Copies/Copier Maintenance	247	289	396	1,550
01-281-280-0000-6303	Vehicle Maintenance	459	397	47	200
01-281-280-0000-6304	Other Machinery & Equipment Mair	0	275	1,956	0
01-281-280-0000-6305	Building Maintenance	0	32,500	0	0
01-281-280-0000-6309	Other-Vehicle or Boat License & Tit	19	0	8	10
01-281-280-0000-6331	Mileage & Transportation	324	994	745	1,200
01-281-280-0000-6332	Meals & Lodging	2,270	2,356	2,362	2,500
01-281-280-0000-6333	Other-(Parking,Etc)	80	94	141	100
01-281-280-0000-6357	Conferences/Schools/Workshops	1,605	1,069	1,830	1,500
01-281-280-0000-6402	Copy Machine Paper & Toner	162	42	58	50
01-281-280-0000-6405	Office Supplies	608	303	978	600
01-281-280-0000-6414	Food & Beverages	5,811	1,228	3,676	1,500
01-281-280-0000-6420	Other General Supplies	1,914	4,917	2,001	2,000
01-281-280-0000-6432	Other Furniture And Equipment	19,734	918	1,747	3,000
01-281-280-0000-6480	Equipment/Furniture<\$5,000	40,993	37,817	42,494	19,800
01-281-280-0000-6567	Gasoline (Unleaded)	886	605	492	600
01-281-280-0000-6663	Vehicles Purchased	0	23,402	0	0
01-281-280-0000-6669	Equipment/Furniture>=5,000	7,033	8,855	6,150	10,995
01-281-280-0000-6897	Other Agency Reimbursements	70,788	66,963	70,721	80,500
01-281-280-0000-6997	Transfers Out	100,858	51,327	32,822	16,500
Program 280	NPP Designated Revenue	225,237 -	295,349 -	279,970 -	242,500 -
	Expend.	330,176	309,802	260,611	242,500
	Net	104,939	14,453	19,359 -	0
01-281-282-0000-5394	97.039 Hazard Mitigation Grant	0	0	11,543 -	0
01-281-282-0000-6103	Salaries & Wages-Part Time w/o Be	0	3,240	3,930	0
01-281-282-0000-6171	FICA	0	201	244	0
01-281-282-0000-6174	Mandatory Medicare	0	47	57	0

01 Fund County General Revenue

Report Basis: Cash

<u>Account Number</u>		<u>Account Description</u>	2014 <u>Actual</u> Mo. 01 - 12	2015 <u>Actual</u> Mo. 01 - 12	2016 <u>Actual</u> Mo. 01 - 12	2017 <u>Budget</u>
01-281-282-0000-6331		Mileage & Transportation	0	60	59	0
01-281-282-0000-6405		Office Supplies	0	76	0	0
01-281-282-0000-6414		Food & Beverages	0	34	27	0
Program 282		Hazard Mitigation Grant (HMR) Revenue	0	0	11,543 -	0
		Expend.	0	3,658	4,317	0
		Net	0	3,658	7,226 -	0
Dept 281	Office of Emergency Services	Revenue	254,742 -	328,046 -	341,830 -	274,590 -
		Expend.	396,198	380,869	331,789	311,864
		Net	141,456	52,823	10,041 -	37,274
523 Dept	Byllesby Dam					
01-523-000-0000-6301		Maintenance Contracts	2,218	0	722	0
01-523-000-0000-6304		Other Machinery & Equipment Mair	1,722	0	915	1,350
Program 000	Undesignated	Revenue				
		Expend.	3,940	0	1,637	1,350
		Net	3,940	0	1,637	1,350
Dept 523	Byllesby Dam	Revenue				
		Expend.	3,940	0	1,637	1,350
		Net	3,940	0	1,637	1,350
601 Dept	Extension					
01-601-000-0000-5610		Contributions & Donations	20,944 -	16,000 -	20,000 -	0
01-601-000-0000-5852		Contract Reimbursements-4H	0	2,177 -	1,235 -	6,000 -
01-601-000-0000-5859		Publication Sales	799 -	407 -	464 -	600 -
01-601-000-0000-6101		Salaries & Wages - Permanent	48,281	48,186	48,429	52,395
01-601-000-0000-6103		Salaries & Wages-Part Time w/o Be	6,719	7,075	6,357	10,000
01-601-000-0000-6106		Per Diem in Lieu of Salaries	0	0	0	300
01-601-000-0000-6151		Group Health Insurance	6,898	0	0	0
01-601-000-0000-6152		HSA Contribution	2,500	2,600	2,600	2,600
01-601-000-0000-6153		Family Insurance Supplement	9,782	18,045	16,751	17,176
01-601-000-0000-6154		Life Insurance	62	62	62	62
01-601-000-0000-6161		PERA	3,500	7,475	4,109	4,702
01-601-000-0000-6171		FICA	2,849	2,834	2,733	3,887
01-601-000-0000-6174		Mandatory Medicare	666	663	639	909
01-601-000-0000-6201		Telephone	778	684	545	0

01 Fund County General Revenue

Report Basis: Cash

<u>Account Number</u>		<u>Account Description</u>	2014 <u>Actual</u> Mo. 01 - 12	2015 <u>Actual</u> Mo. 01 - 12	2016 <u>Actual</u> Mo. 01 - 12	2017 <u>Budget</u>	
01-601-000-0000-6202		Cell Phone	202	393	449	300	
01-601-000-0000-6203		Postage	1,213	1,211	1,236	1,200	
01-601-000-0000-6232		Publications & Brochures	832	337	294	500	
01-601-000-0000-6270		Software Licensing	0	0	29	0	
01-601-000-0000-6284		Contracted Services	66,530	53,059	68,881	70,431	
01-601-000-0000-6297		Contracted Services-Intern	2,767	2,177	1,235	3,000	
01-601-000-0000-6302		Copies/Copier Maintenance	2,851	2,981	3,073	2,800	
01-601-000-0000-6331		Mileage & Transportation	28	0	0	0	
01-601-000-0000-6335		Motor Pool Vehicle Usage	204	190	161	300	
01-601-000-0000-6357		Conferences/Schools	0	0	99	100	
01-601-000-0000-6358		Training & Seminars (For Others)	400	0	100	300	
01-601-000-0000-6401		Printing Services	118	0	167	0	
01-601-000-0000-6402		Copy Machine Paper & Toner	410	420	389	350	
01-601-000-0000-6405		Office Supplies	917	1,117	1,031	1,100	
01-601-000-0000-6420		Other General Supplies	21	121	0	200	
01-601-000-0000-6480		Equipment/Furniture<\$5,000	0	0	950	0	
Program	000	Undesignated	Revenue	21,743 -	18,584 -	21,699 -	6,600 -
			Expend.	158,528	149,630	160,319	172,612
			Net	136,785	131,046	138,620	166,012
Dept	601	Extension	Revenue	21,743 -	18,584 -	21,699 -	6,600 -
			Expend.	158,528	149,630	160,319	172,612
			Net	136,785	131,046	138,620	166,012
750	Dept	Regional Railroad Authority					
			Revenue	3,500 -	4,375 -	4,375 -	4,375 -
01-750-000-0000-5001		Current Real & Personal Property T.	3,500 -	4,375 -	4,375 -	4,375 -	
01-750-000-0000-6243		Membership Dues & Fees	4,375	0	0	4,375	
Program	000	Undesignated	Revenue	3,500 -	4,375 -	4,375 -	4,375 -
			Expend.	4,375	0	0	4,375
			Net	875	4,375 -	4,375 -	0
Dept	750	Regional Railroad Authority	Revenue	3,500 -	4,375 -	4,375 -	4,375 -
			Expend.	4,375	0	0	4,375
			Net	875	4,375 -	4,375 -	0
803	Dept	Compensated Absences					
			Revenue	224,901 -	176,867 -	181,792 -	181,792 -
01-803-000-0000-5859		Mcit Dividend	224,901 -	176,867 -	181,792 -	181,792 -	

01 Fund County General Revenue

Report Basis: Cash

<u>Account Number</u>		<u>Account Description</u>	2014 <u>Actual</u> Mo. 01 - 12	2015 <u>Actual</u> Mo. 01 - 12	2016 <u>Actual</u> Mo. 01 - 12	2017 <u>Budget</u>	
01-803-000-0000-5949		Use of Fund Balance-Compensated	0	0	0	182,200 -	
01-803-000-0000-6140		Vacation/Sick Payout	214,904	180,865	174,668	316,574	
01-803-000-0000-6151		Group Health Insurance	12,247	2,031	0	0	
01-803-000-0000-6152		HSA Contribution	2,500	1,300	0	0	
01-803-000-0000-6171		FICA	11,343	6,695	10,981	24,218	
01-803-000-0000-6174		Mandatory Medicare	2,653	2,042	2,572	0	
01-803-000-0000-6195		Employee Incentives	1,800	8,550	12,150	0	
01-803-000-0000-6278		Consultant Fees	57,915	20,486	21,627	23,000	
01-803-000-0000-6351		Insurance	4,500	0	4,976	0	
01-803-000-0000-6414		Food & Beverages	185	168	139	200	
01-803-000-0000-6669		Equipment/Furniture>=5,000	13,209	0	0	0	
01-803-000-0000-6997		Transfers Out	77,702	82,290	95,197	0	
Program	000	Undesignated	Revenue	224,901 -	176,867 -	181,792 -	363,992 -
			Expend.	398,958	304,427	322,310	363,992
			Net	174,057	127,560	140,518	0
Dept	803	Compensated Absences	Revenue	224,901 -	176,867 -	181,792 -	363,992 -
			Expend.	398,958	304,427	322,310	363,992
			Net	174,057	127,560	140,518	0
805	Dept	Employee Training & Development					
01-805-000-0000-5710		Interest	1,598 -	1,400 -	1,254 -	0	
01-805-000-0000-5949		Use of Fund Balance-Employee Trn	0	0	0	15,000 -	
01-805-000-0000-6196		Tuition Reimbursement	8,368	0	0	10,000	
01-805-000-0000-6283		Other Professional Fees	0	0	0	8,500	
01-805-000-0000-6331		Mileage and Transportation	192	0	0	0	
01-805-000-0000-6332		Meals & Lodging	98	0	0	0	
01-805-000-0000-6357		Conferences/Schools	276	3,112	0	5,000	
01-805-000-0000-6414		Food & Beverages	37	358	0	0	
Program	000	Undesignated	Revenue	1,598 -	1,400 -	1,254 -	15,000 -
			Expend.	8,971	3,470	0	23,500
			Net	7,373	2,070	1,254 -	8,500
Dept	805	Employee Training & Development	Revenue	1,598 -	1,400 -	1,254 -	15,000 -
			Expend.	8,971	3,470	0	23,500
			Net	7,373	2,070	1,254 -	8,500

ABENCK
1/9/17 10:01AM

Goodhue County



USER-SELECTED BUDGET REPORT

01 Fund County General Revenue

Report Basis: Cash

<u>Account Number</u>		<u>Account Description</u>	2014 <u>Actual</u>	2015 <u>Actual</u>	2016 <u>Actual</u>	2017 <u>Budget</u>
Fund	01	County General Revenue	<u>Mo. 01 - 12</u>	<u>Mo. 01 - 12</u>	<u>Mo. 01 - 12</u>	
		Revenue	23,086,404 -	24,554,876 -	25,580,782 -	26,070,412 -
		Expend.	24,520,228	24,842,206	24,044,726	26,070,412
		Net	1,433,824	287,330	1,536,056 -	0

03 Fund County Road and Bridge

Report Basis: Cash

<u>Account Number</u>		<u>Account Description</u>	2014 <u>Actual</u> Mo. 01 - 12	2015 <u>Actual</u> Mo. 01 - 12	2016 <u>Actual</u> Mo. 01 - 12	2017 <u>Budget</u>
310	Dept	Highway Maintenance				
	03-310-000-0000-5085	Aggregate Material Production Tax	67,439 -	65,982 -	56,552 -	65,000 -
	03-310-000-0000-5088	Wheelage Tax	466,726 -	498,067 -	500,930 -	505,000 -
	03-310-000-0000-5145	Driveway Applications	1,080 -	2,040 -	2,640 -	2,000 -
	03-310-000-0000-5146	Over Width/Length Moving Permits	8,655 -	8,035 -	6,780 -	8,000 -
	03-310-000-0000-5147	Right-Of-Way Utility Permits	4,942 -	3,930 -	6,460 -	4,000 -
	03-310-000-0000-5226	Hwy User Tax-Regular Maintenance	2,238,068 -	2,259,233 -	2,311,108 -	2,311,108 -
	03-310-000-0000-5227	Hwy User Tax-Municipal Maintenance	119,939 -	223,651 -	259,898 -	268,542 -
	03-310-000-0000-5228	Hwy User Tax-MN DOT Other	0	6,030 -	44,163 -	0
	03-310-000-0000-5245	MN Dept of Public Safety-Disaster	0	0	6,857 -	0
	03-310-000-0000-5270	Water & Soil Resources Grant	92,174 -	35,326 -	0	0
	03-310-000-0000-5393	97.036 Disaster Grants-Public Assi	0	0	20,571 -	0
	03-310-000-0000-5480	Other Charges For Services	3,753 -	1,621 -	9,243 -	3,000 -
	03-310-000-0000-5859	Miscellaneous Revenue	1,358 -	817 -	10,212 -	1,000 -
	03-310-000-0000-5860	Insurance Reimbursements	6,377 -	5,767 -	0	0
	03-310-000-0000-5934	Sale Of Supplies & Materials	7,394 -	5,618 -	39,800 -	15,000 -
	03-310-000-0000-5947	Transfers In	553 -	0	0	0
	03-310-000-0000-6101	Salaries & Wages - Permanent	912,623	916,383	877,645	974,140
	03-310-000-0000-6103	Salaries & Wages-Part Time w/o Be	22,301	23,063	30,174	26,000
	03-310-000-0000-6104	Salaries & Wages - Overtime	42,015	17,934	15,596	25,000
	03-310-000-0000-6118	Salaries & Wages - Uniform Allowa	0	8,585	7,905	8,670
	03-310-000-0000-6151	Group Health Insurance	125,350	72,759	56,821	72,234
	03-310-000-0000-6152	HSA Contribution	31,300	34,508	58,775	54,425
	03-310-000-0000-6153	Family Insurance Supplement	76,750	159,173	131,925	122,266
	03-310-000-0000-6154	Life Insurance	1,108	1,108	1,061	1,123
	03-310-000-0000-6155	Dental Insurance-County Paid	0	0	5,411	5,480
	03-310-000-0000-6156	Accident Insurance-County Paid	0	0	1,753	1,626
	03-310-000-0000-6161	PERA	69,186	69,999	67,202	74,936
	03-310-000-0000-6171	FICA	56,919	55,040	53,488	63,559
	03-310-000-0000-6173	Workmans Compensation	49,247	49,390	46,451	41,233
	03-310-000-0000-6174	Mandatory Medicare	13,312	12,872	12,509	14,865
	03-310-000-0000-6202	Cell Phone	1,407	2,127	1,994	1,800
	03-310-000-0000-6209	Internet	840	490	0	0
	03-310-000-0000-6241	Advertising & Legal Notices	0	719	787	800
	03-310-000-0000-6251	Electricity	10,730	14,446	14,228	16,000
	03-310-000-0000-6270	Software Licensing	1,854	2,520	2,783	3,360

03 Fund County Road and Bridge

Report Basis: Cash

<u>Account Number</u>	<u>Account Description</u>	<u>2014 Actual</u> <u>Mo. 01 - 12</u>	<u>2015 Actual</u> <u>Mo. 01 - 12</u>	<u>2016 Actual</u> <u>Mo. 01 - 12</u>	<u>2017 Budget</u>
03-310-000-0000-6278	Consultant Fees-Bridge Insp	15,965	19,055	10,696	19,000
03-310-000-0000-6281	Engineering-Hyd-Pavement Test Et	1,078	990	504	1,500
03-310-000-0000-6291	Employee Drug & Alcohol Testing	1,029	465	1,592	1,000
03-310-000-0000-6309	Other-Sidewalk Snow Removal	300	0	0	0
03-310-000-0000-6321	Minor Maintenance Projects	24,285	72,663	205,120	190,000
03-310-000-0000-6322	Seal Coating Contracts	978,909	464,261	860,463	970,000
03-310-000-0000-6323	Traffic Marking Contracts	120,435	181,919	151,769	180,000
03-310-000-0000-6324	Street Signals & Lighting	5,750	1,032	2,409	4,000
03-310-000-0000-6325	Weed & Brush Spraying	32,754	34,367	92,714	60,000
03-310-000-0000-6326	Tree Trimming	7,290	688	400	3,000
03-310-000-0000-6327	Crushed Rock Surfacing Contracts	90,499	99,584	92,289	100,000
03-310-000-0000-6328	Aggregate Roads Grading	4,664	3,840	5,583	5,000
03-310-000-0000-6343	Machinery & Equipment Rental	14,675	9,174	10,783	10,000
03-310-000-0000-6357	Conferences/Training	1,089	640	1,105	1,000
03-310-000-0000-6405	Office/Administrative Supplies	198	465	319	0
03-310-000-0000-6414	Food & Beverages	371	371	421	400
03-310-000-0000-6417	Safety Materials	11,841	1,741	3,008	2,530
03-310-000-0000-6432	Other Furniture & Equipment	0	569	314	5,000
03-310-000-0000-6480	Equipment/Furniture<\$5,000	0	3,044	4,050	0
03-310-000-0000-6502	Aggregates & Icing Sand	29,635	14,054	15,608	20,000
03-310-000-0000-6503	Bituminous	31,594	38,744	56,712	40,000
03-310-000-0000-6504	Traffic Signs, Posts & Misc	19,382	24,562	20,415	20,000
03-310-000-0000-6505	Culverts, Aprons, Bands Etc.	20,440	9,292	22,539	20,000
03-310-000-0000-6506	De-Icing Materials	244,843	204,231	176,152	250,000
03-310-000-0000-6507	Crushed Rock	45,398	70,216	90,231	80,000
03-310-000-0000-6508	Miscellaneous Road Supplies	14,125	15,748	13,170	14,500
03-310-000-0000-6509	Adopt-A-Hwy Expenses	454	1,317	1,886	2,000
03-310-000-0000-6511	Weed/Brush Control	766	0	4,509	1,500
03-310-000-0000-6512	Crack Filling	24,701	11,220	51,266	55,000
03-310-000-0000-6514	Dust Control Chemicals	896	20,385	15,054	15,500
03-310-000-0000-6515	Addressing System Charges	11,285	11,617	10,875	12,000
03-310-000-0000-6517	Erosion Control & Turf Establishme	5,738	18,997	16,500	7,500
03-310-000-0000-6573	Supplies-Work For Others	0	317	361	0
03-310-000-0000-6839	Disposal Costs	439	643	2,365	1,000
Program 000 Undesignated	Revenue	3,018,458 -	3,116,117 -	3,275,214 -	3,182,650 -
	Expend.	3,175,770	2,777,327	3,327,690	3,598,947

03 Fund County Road and Bridge

Report Basis: Cash

<u>Account Number</u>			<u>Account Description</u>			<u>2014</u>	<u>2015</u>	<u>2016</u>	<u>2017</u>
			<u>Actual</u>	<u>Actual</u>	<u>Actual</u>			<u>Budget</u>	
			<u>Mo. 01 - 12</u>	<u>Mo. 01 - 12</u>	<u>Mo. 01 - 12</u>				
			Net	157,312	338,790 -	52,476		416,297	
Dept	310	Highway Maintenance	Revenue	3,018,458 -	3,116,117 -	3,275,214 -		3,182,650 -	
			Expend.	3,175,770	2,777,327	3,327,690		3,598,947	
			Net	157,312	338,790 -	52,476		416,297	
320	Dept	Highway Construction							
		03-320-000-0000-5230	Hwy User Tax-Regular Constructio	826,441 -	745,501 -	5,303,527 -		5,230,000 -	
		03-320-000-0000-5231	Hwy User Tax-Municipal Construct	155,053 -	0	0		800,000 -	
		03-320-000-0000-5232	Hwy User Tax-Town Bridge	355,867 -	313,499 -	334,552 -		300,827 -	
		03-320-000-0000-5233	Hwy User Tax-Special Town Bridge	0	549,001 -	223,162 -		0	
		03-320-000-0000-5234	Hwy User Tax-Bridge Bonding	23,542 -	0	0		0	
		03-320-000-0000-5278	MN Dept of Transportation Grants	66,218 -	199,113 -	0		0	
		03-320-000-0000-5331	20.205 Highway Planning & Constr	3,158 -	3,933,654 -	302,703 -		0	
		03-320-000-0000-5480	Other Charges For Services	0	9,223 -	7,445 -		0	
		03-320-000-0000-5935	Sale Of Plans & Proposals	0	93 -	0		0	
		03-320-000-0000-5947	Transfers In	830,875 -	155,180 -	15,638 -		200 -	
		03-320-000-0000-5950	Bond Proceeds-2014A G.O. Hwy Bo	7,760,000 -	0	0		0	
		03-320-000-0000-5955	Bond Premium-2014A G.O. Hwy Bc	105,000 -	0	0		0	
		03-320-000-0000-6101	Salaries & Wages - Permanent	463,333	400,105	377,405		472,573	
		03-320-000-0000-6103	Salaries & Wages-Part Time w/o Be	4,050	4,683	4,320		6,500	
		03-320-000-0000-6104	Salaries & Wages - Overtime	28,205	20,980	18,887		24,000	
		03-320-000-0000-6151	Group Health Insurance	49,788	32,672	23,789		37,098	
		03-320-000-0000-6152	HSA Contribution	11,250	10,400	12,154		13,575	
		03-320-000-0000-6153	Family Insurance Supplement	19,563	36,090	33,503		34,351	
		03-320-000-0000-6154	Life Insurance	421	374	338		437	
		03-320-000-0000-6155	Dental Insurance-County Paid	0	0	349		323	
		03-320-000-0000-6156	Accident Insurance-County Paid	0	0	158		135	
		03-320-000-0000-6161	PERA	35,618	31,556	29,757		37,243	
		03-320-000-0000-6171	FICA	29,183	24,775	23,174		31,191	
		03-320-000-0000-6173	Workmans Compensation	2,546	3,295	6,446		7,295	
		03-320-000-0000-6174	Mandatory Medicare	6,825	5,794	5,420		7,300	
		03-320-000-0000-6202	Cell Phone	4,941	4,140	4,387		4,440	
		03-320-000-0000-6206	Data Cards	0	700	734		840	
		03-320-000-0000-6209	Internet	840	490	0		0	
		03-320-000-0000-6241	Advertising & Legal Notices	409	602	992		750	

03 Fund County Road and Bridge

Report Basis: Cash

<u>Account Number</u>		<u>Account Description</u>	2014 <u>Actual</u> Mo. 01 - 12	2015 <u>Actual</u> Mo. 01 - 12	2016 <u>Actual</u> Mo. 01 - 12	2017 <u>Budget</u>	
03-320-000-0000-6243		Membership Dues/Professional Lic	190	0	172	50	
03-320-000-0000-6270		Software Licensing	0	0	171	0	
03-320-000-0000-6278		Consultant Fees	0	0	23,952	0	
03-320-000-0000-6281		Preliminary Engineering & Design	58,622	167,277	21,744	42,000	
03-320-000-0000-6282		Computer Support & Software	10,255	13,067	9,260	16,000	
03-320-000-0000-6283		Other Professional Fees	0	2,090	0	0	
03-320-000-0000-6287		Construction Phase Engineering & 1	21,734	12,958	15,329	25,000	
03-320-000-0000-6301		Non-Contract Project Costs	31,829	107,369	0	3,000	
03-320-000-0000-6302		Copies/Copier Maintenance	825	1,045	807	0	
03-320-000-0000-6304		Other Machinery & Equipment Mair	1,627	982	1,692	2,000	
03-320-000-0000-6310		Right-Of-Way Co Road System	1,200	5,250	660	18,000	
03-320-000-0000-6311		Right-Of-Way CSAH Road System	250,921	85,800	22,609	254,500	
03-320-000-0000-6319		Township Bridge Projects	925,331	550,656	603,342	300,827	
03-320-000-0000-6320		Construction Contracts	11,841,421	5,829,769	6,631,006	7,330,000	
03-320-000-0000-6321		Minor Non-Contract Charges	18,611	4,443	331	10,000	
03-320-000-0000-6332		Meals & Lodging	64	15	16	50	
03-320-000-0000-6343		Machinery & Equipment Rental	0	333	0	0	
03-320-000-0000-6357		Conferences/Training	4,909	2,868	10,581	5,000	
03-320-000-0000-6402		Paper/Toner/Inkjet Cartridges	393	227	695	0	
03-320-000-0000-6405		Office & Computer Supplies/Small	763	636	362	0	
03-320-000-0000-6414		Food & Beverages	203	233	182	0	
03-320-000-0000-6417		Safety Materials	810	507	1,179	1,000	
03-320-000-0000-6432		Other Furniture & Equipment	1,383	1,637	0	7,000	
03-320-000-0000-6480		Equipment/Furniture<\$5,000	5,094	0	1,692	0	
03-320-000-0000-6501		Field Engineering/Survey Supplies	7,969	3,651	3,511	4,000	
03-320-000-0000-6508		Misc Road Construction Supplies	1,111	954	217	1,500	
03-320-000-0000-6669		Equipment/Furniture>=5,000	63,273	0	15,448	0	
Program	000	Undesignated	Revenue	10,126,154 -	5,905,264 -	6,187,027 -	6,331,027 -
			Expend.	13,905,510	7,368,423	7,906,771	8,697,978
			Net	3,779,356	1,463,159	1,719,744	2,366,951
Dept	320	Highway Construction	Revenue	10,126,154 -	5,905,264 -	6,187,027 -	6,331,027 -
			Expend.	13,905,510	7,368,423	7,906,771	8,697,978
			Net	3,779,356	1,463,159	1,719,744	2,366,951
330	Dept	Highway Administration					

03 Fund County Road and Bridge

Report Basis: Cash

Account Number	Account Description	2014	2015	2016	2017
		<u>Actual</u>	<u>Actual</u>	<u>Actual</u>	<u>Budget</u>
		<u>Mo. 01 - 12</u>	<u>Mo. 01 - 12</u>	<u>Mo. 01 - 12</u>	
03-330-000-0000-5001	Current Real & Personal Property T.	3,138,168 -	3,519,863 -	3,550,734 -	3,868,479 -
03-330-000-0000-5006	Delinquent Taxes-Real & Personal	42,409 -	23,105 -	36,821 -	0
03-330-000-0000-5060	Current Mobile Home Taxes	3,860 -	4,007 -	3,964 -	0
03-330-000-0000-5064	Delinquent Taxes-Mobile Home	994 -	729 -	569 -	0
03-330-000-0000-5207	PILT-Wildlife Management	2,244 -	2,378 -	2,304 -	0
03-330-000-0000-5208	PILT-Gross Shelter Rent	3,937 -	4,168 -	4,128 -	0
03-330-000-0000-5209	PILT-30% Rental Reimbursement	72 -	96 -	57 -	0
03-330-000-0000-5211	Market Value Credit Aid	32,087 -	60,202 -	56,985 -	57,476 -
03-330-000-0000-5212	Disparity Reduction Aid	3,399 -	3,753 -	7,947 -	0
03-330-000-0000-5238	Hwy User Tax-Town Road Allotmer	421,804 -	446,646 -	462,724 -	462,724 -
03-330-000-0000-5480	Other Charges For Services	0	102 -	226 -	0
03-330-000-0000-5810	Rental Income	0	2,000 -	2,700 -	2,125 -
03-330-000-0000-5859	Miscellaneous Revenue	2,150 -	654 -	0	200 -
03-330-000-0000-5932	Sale Of County Maps	3 -	19 -	0	0
03-330-000-0000-5947	Transfers In	72,891 -	237 -	1,708 -	200 -
03-330-000-0000-6101	Salaries & Wages - Permanent	94,564	97,684	99,616	110,505
03-330-000-0000-6103	Salaries & Wages-Part Time w/o Be	5,625	9,183	6,056	8,500
03-330-000-0000-6104	Salaries & Wages - Overtime	1,601	1,956	1,685	2,000
03-330-000-0000-6107	Salaries & Wages - Department Hez	117,482	119,069	122,518	135,550
03-330-000-0000-6151	Group Health Insurance	19,441	1,032	0	0
03-330-000-0000-6152	HSA Contribution	6,979	7,800	11,550	11,550
03-330-000-0000-6153	Family Insurance Supplement	33,152	59,354	52,651	53,984
03-330-000-0000-6154	Life Insurance	177	187	187	187
03-330-000-0000-6155	Dental Insurance-County Paid	0	0	598	1,128
03-330-000-0000-6156	Accident Insurance-County Paid	0	0	203	305
03-330-000-0000-6161	PERA	15,247	16,403	16,785	18,604
03-330-000-0000-6171	FICA	12,466	12,820	12,943	15,906
03-330-000-0000-6173	Workmans Compensation	853	1,067	147	192
03-330-000-0000-6174	Mandatory Medicare	2,915	2,998	3,034	3,720
03-330-000-0000-6201	Telephone	4,557	4,258	3,919	0
03-330-000-0000-6202	Cell Phone	466	794	759	600
03-330-000-0000-6203	Postage	812	486	429	500
03-330-000-0000-6204	Postage Box Rental	192	194	186	200
03-330-000-0000-6241	Advertising & Legal Notices	931	185	0	0
03-330-000-0000-6243	Membership Dues & Fees	3,982	3,806	3,881	4,000
03-330-000-0000-6244	Subscriptions	147	149	120	150

03 Fund County Road and Bridge

Report Basis: Cash

<u>Account Number</u>		<u>Account Description</u>	2014 <u>Actual</u> Mo. 01 - 12	2015 <u>Actual</u> Mo. 01 - 12	2016 <u>Actual</u> Mo. 01 - 12	2017 <u>Budget</u>	
03-330-000-0000-6270		Software Licensing	0	0	114	0	
03-330-000-0000-6278		Consultant Fees	26,490	46,072	30,795	31,000	
03-330-000-0000-6282		Computer Support & Software	5,061	5,213	5,369	25,300	
03-330-000-0000-6283		Other Professional Fees	6,624	5,232	1,261	5,500	
03-330-000-0000-6302		Copies/Copier Maintenance	3,879	3,696	4,004	4,640	
03-330-000-0000-6305		Building Maintenance	9,450	8,750	13,600	14,500	
03-330-000-0000-6331		Mileage & Transportation	573	232	409	0	
03-330-000-0000-6332		Meals & Lodging	593	10	352	0	
03-330-000-0000-6333		Other (Parking,Etc)	0	0	38	0	
03-330-000-0000-6351		Insurance	25,320	31,715	19,260	72,457	
03-330-000-0000-6357		Conferences/Training	9,500	12,860	13,103	13,500	
03-330-000-0000-6358		Turnbacks	473	271	0	0	
03-330-000-0000-6401		Printing Services	248	306	190	300	
03-330-000-0000-6402		Paper/Toner/Ink Jet Cartridges	697	1,064	486	1,400	
03-330-000-0000-6405		Office Supplies/Small Equip	937	1,201	1,003	1,850	
03-330-000-0000-6414		Food & Beverages	13	41	116	200	
03-330-000-0000-6420		Other General Supplies	0	306	72	315	
03-330-000-0000-6432		Other Furniture & Equipment	174	0	8,481	0	
03-330-000-0000-6480		Equipment/Furniture<\$5,000	1,355	1,390	1,431	0	
03-330-000-0000-6845		Town Road Allotment	421,804	446,646	462,724	462,724	
03-330-000-0000-6850		Miscellaneous Expense	0	0	316	0	
Program	000	Undesignated	Revenue	3,724,018 -	4,067,959 -	4,130,867 -	4,391,204 -
			Expend.	834,780	904,430	900,391	1,001,267
			Net	2,889,238 -	3,163,529 -	3,230,476 -	3,389,937 -
Dept	330	Highway Administration	Revenue	3,724,018 -	4,067,959 -	4,130,867 -	4,391,204 -
			Expend.	834,780	904,430	900,391	1,001,267
			Net	2,889,238 -	3,163,529 -	3,230,476 -	3,389,937 -
340	Dept	Equipment Maintenance					
03-340-000-0000-5480		Other Charges For Services	673 -	2,863 -	4,113 -	1,200 -	
03-340-000-0000-5496		Intracounty Fees-Labor	35 -	0	0	0	
03-340-000-0000-5497		Intracounty Fees-Materials/Supplie	66 -	0	0	0	
03-340-000-0000-5859		Miscellaneous Revenue	4,580 -	1,613 -	837 -	1,600 -	
03-340-000-0000-5860		Insurance Reimbursements	330 -	0	0	0	
03-340-000-0000-5934		Sale Of Supplies/Matl/Equipment	628 -	231 -	0	0	

03 Fund County Road and Bridge

Report Basis: Cash

<u>Account Number</u>	<u>Account Description</u>	2014	2015	2016	2017
		<u>Actual</u>	<u>Actual</u>	<u>Actual</u>	<u>Budget</u>
		<u>Mo. 01 - 12</u>	<u>Mo. 01 - 12</u>	<u>Mo. 01 - 12</u>	
03-340-000-0000-5947	Transfers In	328,748 -	337,969 -	292,590 -	0
03-340-000-0000-6101	Salaries & Wages - Permanent	31,663	47,375	48,773	54,305
03-340-000-0000-6104	Salaries & Wages - Overtime	253	17	0	100
03-340-000-0000-6118	Salaries & Wages - Uniform Allowa	0	510	510	510
03-340-000-0000-6151	Group Health Insurance	4,390	0	0	0
03-340-000-0000-6152	HSA Contribution	938	2,808	2,600	2,600
03-340-000-0000-6153	Family Insurance Supplement	2,203	18,734	16,751	17,176
03-340-000-0000-6154	Life Insurance	31	73	62	62
03-340-000-0000-6161	PERA	2,314	3,554	3,658	4,080
03-340-000-0000-6171	FICA	1,927	2,467	2,477	3,373
03-340-000-0000-6173	Workmans Compensation	1,537	1,539	3,836	1,801
03-340-000-0000-6174	Mandatory Medicare	451	577	579	789
03-340-000-0000-6202	Cell Phone	474	810	610	480
03-340-000-0000-6245	State Required Registration or Licer	40	40	130	90
03-340-000-0000-6270	Software Licensing	200	0	0	0
03-340-000-0000-6291	Employee Drug & Alcohol Testing	73	73	0	40
03-340-000-0000-6303	Labor-Trucks & Pick Ups	18,559	10,228	7,573	13,000
03-340-000-0000-6304	Other Machinery & Equipment Mair	3,462	8,580	20,857	13,500
03-340-000-0000-6307	Uniform Maintenance	516	416	454	450
03-340-000-0000-6309	Other-Vehicle or Boat License & Tit	736	0	704	0
03-340-000-0000-6351	Property Insurance	37,017	38,589	41,326	0
03-340-000-0000-6357	Conferences/Training	90	0	12	100
03-340-000-0000-6417	Safety Materials	77	695	258	490
03-340-000-0000-6420	Other General Supplies	8,475	10,857	10,232	10,000
03-340-000-0000-6432	Other Furniture & Equipment	0	0	639	3,000
03-340-000-0000-6480	Equipment/Furniture<\$5,000	2,385	0	1,460	0
03-340-000-0000-6561	Motor Oil & Lubricants	9,627	10,038	10,557	10,000
03-340-000-0000-6562	Truck & Pickup Repair Parts	44,214	32,832	43,986	36,000
03-340-000-0000-6563	Heavy & Misc Equip Repair Parts	28,786	37,391	28,363	30,000
03-340-000-0000-6565	Diesel Fuel	240,536	120,366	110,488	150,000
03-340-000-0000-6566	Propane	0	5	0	350
03-340-000-0000-6567	Gasoline (Unleaded)	41,841	27,610	15,399	35,000
03-340-000-0000-6569	Small Tools & Shop Equipment	4,645	6,045	7,688	6,000
03-340-000-0000-6570	Welding Supplies	900	2,083	430	1,200
03-340-000-0000-6572	Cutting Edges	27,451	45,232	32,132	40,000
03-340-000-0000-6573	Non-R & B Supply/Repair Part	0	212	0	0

03 Fund County Road and Bridge

Report Basis: Cash

<u>Account Number</u>		<u>Account Description</u>	2014 <u>Actual</u> Mo. 01 - 12	2015 <u>Actual</u> Mo. 01 - 12	2016 <u>Actual</u> Mo. 01 - 12	2017 <u>Budget</u>	
03-340-000-0000-6575		Tires	31,845	9,510	32,125	21,900	
03-340-000-0000-6663		Vehicles Purchased	248,301	220,009	187,598	0	
03-340-000-0000-6669		Equipment/Furniture>=5,000	80,448	227,895	104,992	0	
Program	000	Undesignated	Revenue	335,060 -	342,676 -	297,540 -	2,800 -
			Expend.	876,405	887,170	737,259	456,396
			Net	541,345	544,494	439,719	453,596
Dept	340	Equipment Maintenance	Revenue	335,060 -	342,676 -	297,540 -	2,800 -
			Expend.	876,405	887,170	737,259	456,396
			Net	541,345	544,494	439,719	453,596
350	Dept	Shop Maintenance					
03-350-000-0000-5947		Transfers In	0	40,000 -	0	0	
03-350-000-0000-6201		Telephone	2,942	3,182	3,278	0	
03-350-000-0000-6209		Internet	2,235	2,273	2,265	2,300	
03-350-000-0000-6251		Electricity	24,614	23,063	26,026	25,000	
03-350-000-0000-6252		Natural Gas & Lp	31,186	21,743	14,754	26,000	
03-350-000-0000-6253		Water/Sewer/Garbage Pick Up	7,330	7,968	8,470	8,500	
03-350-000-0000-6304		Other Machinery & Equipment Mair	17,795	5,101	5,089	7,500	
03-350-000-0000-6305		Building Maintenance	16,183	30,498	78,646	25,000	
03-350-000-0000-6306		Grounds Maintenance	6,883	4,239	4,902	7,000	
03-350-000-0000-6343		Machinery & Equipment Rental	0	150	0	0	
03-350-000-0000-6351		Property Insurance	11,326	12,346	12,914	0	
03-350-000-0000-6420		Other General Supplies	3,528	3,253	3,841	3,500	
03-350-000-0000-6432		Other Furniture & Equipment	55	0	158	1,500	
03-350-000-0000-6480		Equipment/Furniture<\$5,000	0	0	2,609	0	
03-350-000-0000-6563		Building & Systems Repair Parts	4,793	4,733	2,672	5,000	
03-350-000-0000-6669		Equipment/Furniture>=5,000	0	197,340	2,083	0	
Program	000	Undesignated	Revenue	0	40,000 -	0	0
			Expend.	128,870	315,889	167,707	111,300
			Net	128,870	275,889	167,707	111,300
Dept	350	Shop Maintenance	Revenue	0	40,000 -	0	0
			Expend.	128,870	315,889	167,707	111,300
			Net	128,870	275,889	167,707	111,300

521 Dept County Parks

03 Fund County Road and Bridge

Report Basis: Cash

<u>Account Number</u>		<u>Account Description</u>	2014 <u>Actual</u> Mo. 01 - 12	2015 <u>Actual</u> Mo. 01 - 12	2016 <u>Actual</u> Mo. 01 - 12	2017 <u>Budget</u>	
	03-521-000-0000-5083	Sale of Forfeited Land	6,153 -	22,362 -	176,232 -	0	
	03-521-000-0000-5180	Byllesby Permits	400 -	280 -	80 -	200 -	
	03-521-000-0000-5810	Rental Income-Byllesby	6,548 -	6,509 -	6,497 -	6,500 -	
	03-521-000-0000-5947	Transfers In	0	11,200 -	0	0	
	03-521-000-0000-6106	Per Diem in Lieu of Salaries	600	500	900	1,000	
	03-521-000-0000-6241	Advertising	0	90	39	0	
	03-521-000-0000-6243	Membership Dues & Fees	300	625	0	300	
	03-521-000-0000-6251	Electric	1,130	1,193	1,191	1,200	
	03-521-000-0000-6278	Consultant Fees	0	2,930	20,987	15,000	
	03-521-000-0000-6306	Grounds Maintenance	0	2,687	4,529	20,000	
	03-521-000-0000-6331	Mileage	343	321	598	450	
	03-521-000-0000-6332	Meals & Lodging	58	0	0	0	
	03-521-000-0000-6343	Equipment Rent (Dumpsters & Port	6,609	6,478	6,547	7,000	
	03-521-000-0000-6351	Insurance	671	268	226	293	
	03-521-000-0000-6414	Food & Beverages	215	29	317	250	
	03-521-000-0000-6420	General Supplies & Repair Parts	2,541	1,077	2,492	3,000	
	03-521-000-0000-6621	Land Purchases	0	30,896	94	0	
	03-521-000-0000-6632	Land Improvements	0	0	8,429	0	
	03-521-000-0000-6850	Miscellaneous Expense	401	0	5,318	0	
	03-521-000-0000-6997	Transfers Out	8,544	0	0	0	
Program	000	Undesignated	Revenue	13,101 -	40,351 -	182,809 -	6,700 -
			Expend.	21,412	47,094	51,667	48,493
			Net	8,311	6,743	131,142 -	41,793
Dept	521	County Parks	Revenue	13,101 -	40,351 -	182,809 -	6,700 -
			Expend.	21,412	47,094	51,667	48,493
			Net	8,311	6,743	131,142 -	41,793
Fund	03	County Road and Bridge	Revenue	17,216,791 -	13,512,367 -	14,073,457 -	13,914,381 -
			Expend.	18,942,747	12,300,333	13,091,485	13,914,381
			Net	1,725,956	1,212,034 -	981,972 -	0

11 Fund Health & Human Service Fund

Report Basis: Cash

<u>Account Number</u>		<u>Account Description</u>	2014 <u>Actual</u> Mo. 01 - 12	2015 <u>Actual</u> Mo. 01 - 12	2016 <u>Actual</u> Mo. 01 - 12	2017 <u>Budget</u>	
400	Dept	Health & Human Services General					
	11-400-000-0000-5001	Current Real & Personal Property T	5,263,758 -	5,237,091 -	5,092,099 -	5,515,035 -	
	11-400-000-0000-5006	Delinquent Taxes-Real & Personal	56,604 -	37,884 -	53,810 -	0	
	11-400-000-0000-5060	Current Mobile Home Taxes	6,475 -	5,962 -	5,684 -	0	
	11-400-000-0000-5064	Delinquent Taxes-Mobile Home	1,364 -	1,192 -	857 -	0	
	11-400-000-0000-5207	PILT-Wildlife Management	3,764 -	3,537 -	3,305 -	3,537 -	
	11-400-000-0000-5208	PILT-Gross Shelter Rent	6,603 -	6,202 -	5,920 -	5,500 -	
	11-400-000-0000-5209	PILT-30% Rental Reimbursement T:	121 -	143 -	81 -	60 -	
	11-400-000-0000-5211	Market Value Credit Aid	53,900 -	89,569 -	81,726 -	81,939 -	
	11-400-000-0000-5212	Disparity Reduction Aid	5,709 -	5,584 -	11,397 -	0	
	11-400-000-0000-5213	PERA Rate Aid	23,421 -	23,421 -	23,421 -	23,422 -	
	11-400-000-0000-5859	Miscellaneous Revenue	0	2,235 -	0	0	
	11-400-000-0000-5947	Transfers In H&HS	536,440 -	162,979 -	543,828 -	10,806 -	
	11-400-000-0000-6997	Transfers Out	0	108,629	0	0	
	Program 000	Undesignated Revenue	5,958,159 -	5,575,799 -	5,822,128 -	5,640,299 -	
		Expend.	0	108,629	0	0	
		Net	5,958,159 -	5,467,170 -	5,822,128 -	5,640,299 -	
Dept	400	Health & Human Services General	Revenue	5,958,159 -	5,575,799 -	5,822,128 -	5,640,299 -
			Expend.	0	108,629	0	0
			Net	5,958,159 -	5,467,170 -	5,822,128 -	5,640,299 -
420	Dept	Income Maintenance-Economic Assistance					
	11-420-000-0000-5947	Transfers In	1,287 -	0	0	0	
	Program 000	Undesignated Revenue	1,287 -	0	0	0	
		Expend.					
		Net	1,287 -	0	0	0	
	11-420-600-0000-5840	Admin Refunds Fees - Interest - Et	4 -	44 -	59 -	0	
	11-420-600-0000-5947	Transfers In	88 -	0	0	0	
	11-420-600-0010-5401	Jail Pay To Stay	12,674 -	16,361 -	15,695 -	20,000 -	
	11-420-600-0010-6101	Salaries & Wages - Permanent	571,468	527,661	572,745	732,534	
	11-420-600-0010-6102	Salaries & Wages-Part Time w/ Ben	49,112	52,135	47,989	32,050	
	11-420-600-0010-6104	Salaries & Wages Overtime	1,285	2,775	1,462	0	
	11-420-600-0010-6106	Per Diem in Lieu of Salaries	1,392	1,231	1,028	1,200	
	11-420-600-0010-6107	Salaries & Wages - Department Hez	56,466	57,960	60,507	67,414	

11 Fund Health & Human Service Fund

Report Basis: Cash

<u>Account Number</u>	<u>Account Description</u>	<u>2014 Actual</u> <u>Mo. 01 - 12</u>	<u>2015 Actual</u> <u>Mo. 01 - 12</u>	<u>2016 Actual</u> <u>Mo. 01 - 12</u>	<u>2017 Budget</u>
11-420-600-0010-6140	Vacation/Sick Payout	0	11,511	0	0
11-420-600-0010-6151	Group Health Insurance	74,851	57,701	56,929	72,574
11-420-600-0010-6152	HSA Contribution	17,589	18,316	31,018	34,548
11-420-600-0010-6153	Family Insurance Supplement	36,005	60,489	47,428	42,370
11-420-600-0010-6154	Life Insurance	746	713	767	871
11-420-600-0010-6155	Dental Insurance-County Paid	0	0	2,768	3,595
11-420-600-0010-6156	Accident Insurance-County Paid	0	0	929	1,086
11-420-600-0010-6161	PERA	49,247	48,107	51,247	62,400
11-420-600-0010-6171	FICA	39,000	37,635	40,355	51,584
11-420-600-0010-6173	Workmans Compensation	2,789	2,230	2,491	3,123
11-420-600-0010-6174	Mandatory Medicare	9,125	8,811	9,448	12,064
11-420-600-0010-6201	Telephone	5,304	5,419	6,518	4,800
11-420-600-0010-6202	Cell Phone	1,739	1,687	1,563	1,600
11-420-600-0010-6203	Postage	14,763	14,952	14,918	16,200
11-420-600-0010-6206	Data Cards	1,255	1,255	1,285	1,300
11-420-600-0010-6209	Internet	1,501	3,024	1,141	480
11-420-600-0010-6241	Advertising	970	2,787	3,160	1,200
11-420-600-0010-6243	Association Dues	982	990	2,526	1,000
11-420-600-0010-6244	Subscriptions	101	105	105	110
11-420-600-0010-6251	Electricity	0	0	5,712	0
11-420-600-0010-6252	Natural Gas	0	0	2,380	0
11-420-600-0010-6253	Water/Sewer Dumpster	0	0	677	0
11-420-600-0010-6268	Software Maintenance Contracts	67,345	52,387	42,535	46,879
11-420-600-0010-6274	Audit Fees	1,265	2,826	3,248	2,100
11-420-600-0010-6283	Oth Profess,Tech & Merit Services	172,578	20,373	34,035	21,563
11-420-600-0010-6284	Moving Costs	0	50,323	9,477	0
11-420-600-0010-6302	Copies/Copier Maintenance	6,626	6,521	6,825	8,400
11-420-600-0010-6305	Building Repair/Maintenance	70	26,928	6,732	0
11-420-600-0010-6331	Mileage	965	1,268	907	1,000
11-420-600-0010-6332	Meals & Lodging	360	81	132	300
11-420-600-0010-6333	Other Travel Expense	0	0	4	0
11-420-600-0010-6335	Motor Pool Vehicle Usage	1,354	1,632	2,330	1,600
11-420-600-0010-6342	Rent/Lease Income Maintenance	53,491	79,797	92,546	111,569
11-420-600-0010-6345	Postage Meter	1,390	1,311	1,424	1,200
11-420-600-0010-6351	Liability Insurance	8,068	9,440	8,940	6,304
11-420-600-0010-6357	Conferences/Schools/Training	2,150	2,421	1,612	5,500

11 Fund Health & Human Service Fund

Report Basis: Cash

<u>Account Number</u>	<u>Account Description</u>	<u>2014 Actual</u> <u>Mo. 01 - 12</u>	<u>2015 Actual</u> <u>Mo. 01 - 12</u>	<u>2016 Actual</u> <u>Mo. 01 - 12</u>	<u>2017 Budget</u>
11-420-600-0010-6358	Other Charges	2,514	1,002	359	500
11-420-600-0010-6382	Data Processing Charges Goodhue	16,574	16,574	16,574	17,300
11-420-600-0010-6401	Printing Services	177	179	183	200
11-420-600-0010-6405	Office Supplies	5,886	6,214	13,474	7,600
11-420-600-0010-6432	Other Furniture & Equipment	4,676	901	75,257	3,150
11-420-600-0010-6480	Equipment/Furniture<\$5,000	4,581	2,780	18,792	22,000
11-420-600-0010-6663	Vehicles Purchased	21,967	0	10,955	11,220
11-420-600-0010-6669	Equipment/Furniture>=5,000	6,736	0	59,263	0
11-420-600-0020-6101	Salaries & Wages - Permanent	845,615	916,925	969,753	1,068,066
11-420-600-0020-6104	Salaries & Wages-Overtime	56,656	40,957	44,307	50,000
11-420-600-0020-6140	Vacation/Sick Payout	0	20,934	9,295	0
11-420-600-0020-6151	Group Health Insurance	115,316	88,116	82,679	87,858
11-420-600-0020-6152	HSA Contribution	26,350	24,817	37,042	35,375
11-420-600-0020-6153	Family Insurance Supplement	71,516	97,683	90,860	88,336
11-420-600-0020-6154	Life Insurance	1,066	1,118	1,170	1,186
11-420-600-0020-6155	Dental Insurance-County Paid	0	0	2,240	2,097
11-420-600-0020-6156	Accident Insurance-County Paid	0	0	779	711
11-420-600-0020-6161	PERA	65,442	69,269	81,233	83,855
11-420-600-0020-6171	FICA	51,541	56,795	60,151	69,320
11-420-600-0020-6174	Mandatory Medicare	12,054	13,283	14,067	16,212
11-420-600-0020-6332	Meals & Lodging	341	758	399	150
Program 600	Income Maintenance Revenue	12,766 -	16,405 -	15,754 -	20,000 -
	Expend.	2,560,360	2,531,107	2,766,675	2,915,654
	Net	2,547,594	2,514,702	2,750,921	2,895,654
11-420-610-0000-5289	DHS-State Maxis MFIP/FS Refunds	2,288 -	854 -	850 -	0
11-420-610-0000-5290	DHS-State Periodic Data Match	0	0	9,642 -	0
11-420-610-0000-5353	93.558 TANF Co Wide Admin	80,109 -	90,574 -	102,262 -	86,631 -
11-420-610-0000-5830	Maxis Afdc Recoveries	4,506 -	11,836 -	13,522 -	10,000 -
11-420-610-0010-6387	Public Assistance Fraud Investigato	191	0	0	0
11-420-610-0100-6025	County Share Of State & Fed Disb	2,963	7,043	7,654	7,500
Program 610	AFDC Revenue	86,903 -	103,264 -	126,276 -	96,631 -
	Expend.	3,154	7,043	7,654	7,500
	Net	83,749 -	96,221 -	118,622 -	89,131 -
11-420-620-0000-5830	Maxis Ga Recoveries	1,616 -	4,529 -	4,704 -	1,500 -

11 Fund Health & Human Service Fund

Report Basis: Cash

<u>Account Number</u>	<u>Account Description</u>	<u>2014 Actual</u> <u>Mo. 01 - 12</u>	<u>2015 Actual</u> <u>Mo. 01 - 12</u>	<u>2016 Actual</u> <u>Mo. 01 - 12</u>	<u>2017 Budget</u>
11-420-620-0100-6025	Central Disb County Share	661	1,045	642	1,800
11-420-620-0600-5840	County Burials Recovery 100%	2,859 -	1,813 -	1,059 -	0
11-420-620-0600-6020	Co Burials Payment For Recipients	30,228	11,460	24,605	15,000
Program 620	General Assistance Revenue	4,475 -	6,342 -	5,763 -	1,500 -
	Expend.	30,889	12,505	25,247	16,800
	Net	26,414	6,163	19,484	15,300
11-420-621-0000-5830	Recoveries Gamc County Share	450 -	150 -	144 -	100 -
Program 621	General Assistance Medical Revenue	450 -	150 -	144 -	100 -
	Expend.				
	Net	450 -	150 -	144 -	100 -
11-420-630-0000-5312	10.561 FS Direct Admin FSPFNS Aic	316,968 -	318,765 -	326,552 -	310,000 -
11-420-630-0000-5830	Maxis Food Stamp Recovery	7,041 -	12,503 -	13,219 -	7,000 -
11-420-630-0100-6025	Central Disb County Share	4,057	7,870	8,200	5,250
Program 630	Food Support Revenue	324,009 -	331,268 -	339,771 -	317,000 -
	Expend.	4,057	7,870	8,200	5,250
	Net	319,952 -	323,398 -	331,571 -	311,750 -
11-420-640-0000-5289	DHS-St Incent MA C/S Ins & Health	36,579 -	30,560 -	28,548 -	35,000 -
11-420-640-0000-5290	DHS-IVD C/S State Incentives	13,769 -	14,965 -	15,173 -	12,000 -
11-420-640-0000-5355	93.563 IVD Federal Admin Reimb	774,931 -	896,513 -	869,425 -	781,236 -
11-420-640-0000-5356	93.563 IVD Federal Incentive Incorr	118,541 -	109,751 -	120,857 -	115,000 -
11-420-640-0000-5379	93.778 Fed MA C/S Medical Incenti	21,947 -	18,336 -	17,129 -	18,000 -
11-420-640-0000-5401	IV-D Application Fee & Pi Fee	5,807 -	5,488 -	5,272 -	0
11-420-640-0000-5848	Admin Recovery Blood Test	1,462 -	745 -	1,347 -	800 -
11-420-640-0010-6101	Salaries & Wages - Permanent	475,291	480,984	405,432	426,449
11-420-640-0010-6102	Salaries & Wages-Part Time w/ Ben	53,804	53,573	54,918	55,874
11-420-640-0010-6104	Salaries & Wages - Overtime	0	4,367	63	0
11-420-640-0010-6140	Vacation/Sick Payout	0	0	49,553	0
11-420-640-0010-6151	Group Health Insurance	74,235	69,942	43,313	45,896
11-420-640-0010-6152	HSA Contribution	13,750	13,019	20,013	17,888
11-420-640-0010-6153	Family Insurance Supplement	24,111	33,137	45,649	53,984
11-420-640-0010-6154	Life Insurance	624	624	551	562
11-420-640-0010-6155	Dental Insurance-County Paid	0	0	1,017	1,128
11-420-640-0010-6156	Accident Insurance-County Paid	0	0	384	305

11 Fund Health & Human Service Fund

Report Basis: Cash

<u>Account Number</u>	<u>Account Description</u>	<u>2014 Actual</u> <u>Mo. 01 - 12</u>	<u>2015 Actual</u> <u>Mo. 01 - 12</u>	<u>2016 Actual</u> <u>Mo. 01 - 12</u>	<u>2017 Budget</u>
11-420-640-0010-6161	PERA	38,383	40,434	34,655	36,174
11-420-640-0010-6171	FICA	31,762	32,450	30,092	29,904
11-420-640-0010-6173	Workmans Compensation	1,187	840	782	813
11-420-640-0010-6174	Mandatory Medicare	7,417	7,589	7,038	6,994
11-420-640-0010-6201	Telephone	1,602	1,401	1,568	1,000
11-420-640-0010-6203	Postage	11,337	11,620	11,603	10,050
11-420-640-0010-6209	Internet	1,400	1,680	1,440	1,920
11-420-640-0010-6241	Advertising	0	0	570	0
11-420-640-0010-6251	Electricity	0	0	4,080	0
11-420-640-0010-6252	Natural Gas	0	0	1,700	0
11-420-640-0010-6253	Water/Sewer Dumpster	0	0	483	0
11-420-640-0010-6268	Software Maintenance Contracts	31,680	41,646	38,133	38,544
11-420-640-0010-6277	Spec Costs (Sheriff Sop, Pat, Rop)	14,618	11,219	8,710	11,000
11-420-640-0010-6283	Oth Profess,Tech & Merit Service	3,005	71,101	2,423	2,760
11-420-640-0010-6285	Child Support Blood Tests	729	576	639	700
11-420-640-0010-6302	Copies/Copier Maintenance	3,471	3,763	3,283	3,700
11-420-640-0010-6331	Mileage	800	292	1,133	1,000
11-420-640-0010-6332	Meals & Lodging	26	15	354	100
11-420-640-0010-6333	Other Travel Expense	15	0	0	0
11-420-640-0010-6335	Motor Pool Vehicle Usage	144	0	0	200
11-420-640-0010-6342	Rent/Lease Child Support	40,929	56,928	31,956	35,990
11-420-640-0010-6345	Postage Meter	1,164	1,098	1,192	1,500
11-420-640-0010-6351	Liability Insurance	4,061	4,746	4,494	3,170
11-420-640-0010-6357	Conferences/Schools/Training	383	170	0	510
11-420-640-0010-6382	Data Processing Charges	2,774	2,774	2,774	3,000
11-420-640-0010-6385	Cs Federal Offset Fee	3,534	3,042	2,642	3,500
11-420-640-0010-6386	County Attorney Fees	52,063	47,414	48,111	50,000
11-420-640-0010-6405	Office Supplies	3,883	3,460	2,411	3,600
11-420-640-0010-6432	Other Furniture & Equipment	0	5,742	2,209	3,600
11-420-640-0010-6480	Equipment/Furniture<\$5,000	12,842	4,828	5,530	2,660
Program 640	Child Support and CollectionRevenue	973,036 -	1,076,358 -	1,057,751 -	962,036 -
	Expend.	911,024	1,010,474	870,898	854,475
	Net	62,012 -	65,884 -	186,853 -	107,561 -
11-420-650-0000-5288	DHS-State Share MA Access	23,322 -	31,514 -	38,836 -	53,850 -
11-420-650-0000-5374	93.767 State Children's Health Ins F	166 -	151 -	0	0

11 Fund Health & Human Service Fund

Report Basis: Cash

<u>Account Number</u>		<u>Account Description</u>	2014 <u>Actual</u> Mo. 01 - 12	2015 <u>Actual</u> Mo. 01 - 12	2016 <u>Actual</u> Mo. 01 - 12	2017 <u>Budget</u>
	11-420-650-0000-5378	93.778 IGR Federal Share MA Acces	23,324 -	31,567 -	38,546 -	53,850 -
	11-420-650-0000-5381	93.778 Fed MA Admin Aid	573,626 -	609,027 -	678,144 -	534,643 -
	11-420-650-0000-5401	SCHA MA ACCESS	87,916 -	153,935 -	100,431 -	90,000 -
	11-420-650-0000-5830	Ma Recovery County Share	129,807 -	72,504 -	77,248 -	5,000 -
	11-420-650-0010-6009	Ma Access Mileage	64,345	83,753	136,022	80,000
	11-420-650-0010-6011	Ma Access Parking	1,075	1,355	1,117	1,400
	11-420-650-0010-6012	Ma Access Meals	957	1,021	1,007	1,200
	11-420-650-0010-6013	Ma Access Lodging	735	2,466	1,871	2,500
	11-420-650-0010-6014	Ma Access Interpreter	757	480	949	600
	11-420-650-0010-6016	MA Access Three Rivers	77,895	126,043	85,201	112,000
	11-420-650-0010-6020	Ma (Death, Birth, Etc) Certificates	30	18	0	0
	11-420-650-0010-6283	Ma Other Profess Technical Ehr	12,587	11,058	0	0
	11-420-650-0100-6020	Nh < 65 Asst Living/Resid Care (9C	158,551	141,811	168,782	160,000
	11-420-650-0400-5240	DHS-MA Cost Eff & Med Part B Ins	225,188 -	203,325 -	198,727 -	216,000 -
	11-420-650-0400-5379	93.778 IGR MA Cost Eff Insurance F	167,285 -	183,497 -	138,266 -	184,000 -
	11-420-650-0400-6020	Cost Eff Insur Payments	392,702	404,340	369,860	400,000
Program	650	Medical Assistance Revenue	1,230,634 -	1,285,520 -	1,270,198 -	1,137,343 -
		Expend.	709,634	772,345	764,809	757,700
		Net	521,000 -	513,175 -	505,389 -	379,643 -
	11-420-680-0000-5358	93.566 Federal Administration - Re	921 -	942 -	813 -	900 -
Program	680	Indo-Chinese Revenue	921 -	942 -	813 -	900 -
		Expend.				
		Net	921 -	942 -	813 -	900 -
	11-420-710-0000-5366	93.658 Federal IVE IM Admin	3,713 -	4,416 -	5,441 -	3,500 -
Program	710	Children's Services Revenue	3,713 -	4,416 -	5,441 -	3,500 -
		Expend.				
		Net	3,713 -	4,416 -	5,441 -	3,500 -
Dept	420	Income Maintenance-Economic Assistance Revenue	2,638,194 -	2,824,665 -	2,821,911 -	2,539,010 -
		Expend.	4,219,118	4,341,344	4,443,483	4,557,379
		Net	1,580,924	1,516,679	1,621,572	2,018,369
430	Dept	Health and Social Services				
	11-430-000-0000-5947	Transfers In	1,203 -	0	0	0
	11-430-000-0000-5949	Use of Fund Balance-Health & Soci	0	0	0	87,532 -

11 Fund Health & Human Service Fund

Report Basis: Cash

<u>Account Number</u>		<u>Account Description</u>	2014 <u>Actual</u> <u>Mo. 01 - 12</u>	2015 <u>Actual</u> <u>Mo. 01 - 12</u>	2016 <u>Actual</u> <u>Mo. 01 - 12</u>	2017 <u>Budget</u>	
Program	000	Undesignated	Revenue	1,203 -	0	0	87,532 -
			Expend.				
			Net	1,203 -	0	0	87,532 -
11-430-700-0000-5200		SCHA Community Reinvestment M	0	274,920 -	0	0	0
11-430-700-0000-5289		DHS-Vulnerable Children & Adults	338,573 -	365,510 -	377,847 -	371,817 -	371,817 -
11-430-700-0000-5292		DHS-MA LTSS MNChoices/State S5	162,744 -	219,600 -	310,842 -	300,000 -	300,000 -
11-430-700-0000-5367		93.658 Federal SSIS Project Reimb	28,641 -	28,632 -	30,738 -	28,000 -	28,000 -
11-430-700-0000-5370		93.667 SS Block Grant Title XX F	181,494 -	195,933 -	202,466 -	199,833 -	199,833 -
11-430-700-0000-5383		93.778 MA LTSS MNChoices-Fed F	162,744 -	219,600 -	310,842 -	300,000 -	300,000 -
11-430-700-0000-5840		Admin Refunds - Swf Rep Fee & Ac	577 -	575 -	501 -	500 -	500 -
11-430-700-0000-5947		Transfers In	88 -	0	0	0	0
11-430-700-0010-5404		Psych Evaluations Court Services M	10,500 -	10,500 -	10,500 -	10,500 -	10,500 -
11-430-700-0010-6101		Salaries & Wages - Permanent	1,561,871	1,626,679	1,750,319	1,933,600	1,933,600
11-430-700-0010-6102		Salaries & Wages-Part Time w/ Ben	72,678	87,382	83,951	74,332	74,332
11-430-700-0010-6104		Salaries & Wages - Overtime	16	11,728	33,146	23,400	23,400
11-430-700-0010-6106		Per Diem in Lieu of Salaries	1,008	819	473	1,180	1,180
11-430-700-0010-6107		Salaries & Wages - Department Hea	54,251	55,687	58,133	64,770	64,770
11-430-700-0010-6140		Vacation/Sick Payout	1,605	51,987	23,937	0	0
11-430-700-0010-6151		Group Health Insurance	172,946	127,761	118,461	135,859	135,859
11-430-700-0010-6152		HSA Contribution	42,527	47,933	80,724	72,877	72,877
11-430-700-0010-6153		Family Insurance Supplement	103,348	190,208	206,095	215,973	215,973
11-430-700-0010-6154		Life Insurance	1,610	1,764	1,910	1,944	1,944
11-430-700-0010-6155		Dental Insurance-County Paid	0	0	5,124	4,695	4,695
11-430-700-0010-6156		Accident Insurance-County Paid	0	0	1,721	1,383	1,383
11-430-700-0010-6161		PERA	122,533	132,623	146,632	157,208	157,208
11-430-700-0010-6171		FICA	97,444	105,987	112,994	129,958	129,958
11-430-700-0010-6173		Workmans Compensation	5,188	4,544	6,190	5,697	5,697
11-430-700-0010-6174		Mandatory Medicare	22,772	24,793	26,431	30,394	30,394
11-430-700-0010-6201		Telephone	4,228	4,554	6,389	4,000	4,000
11-430-700-0010-6202		Cell Phone	2,692	4,255	4,261	4,000	4,000
11-430-700-0010-6203		Postage	6,752	6,594	6,554	7,200	7,200
11-430-700-0010-6206		Data Cards	931	931	971	950	950
11-430-700-0010-6209		Internet	1,720	4,157	1,719	480	480
11-430-700-0010-6232		Publications & Brouchures	0	42	0	0	0
11-430-700-0010-6241		Advertising	932	1,890	2,723	1,153	1,153

11 Fund Health & Human Service Fund

Report Basis: Cash

<u>Account Number</u>	<u>Account Description</u>	<u>2014 Actual</u> <u>Mo. 01 - 12</u>	<u>2015 Actual</u> <u>Mo. 01 - 12</u>	<u>2016 Actual</u> <u>Mo. 01 - 12</u>	<u>2017 Budget</u>
11-430-700-0010-6243	Association Dues	944	952	2,642	1,000
11-430-700-0010-6244	Subscriptions	97	101	101	100
11-430-700-0010-6251	Electricity	0	0	6,528	0
11-430-700-0010-6252	Natural Gas	0	0	2,719	0
11-430-700-0010-6253	Water/Sewer Dumpster	0	0	773	0
11-430-700-0010-6268	Software Maintenance Contracts	24,861	21,198	17,264	52,849
11-430-700-0010-6274	Audit Fees	1,216	2,716	3,121	2,000
11-430-700-0010-6283	Oth Profess, Techn & Merit Service	165,258	20,606	44,371	31,629
11-430-700-0010-6284	Moving Costs	0	48,160	8,848	0
11-430-700-0010-6302	Copies/Copier Maintenance	3,144	3,142	2,687	3,400
11-430-700-0010-6305	Building Repair/Maintenance	42	25,872	6,468	0
11-430-700-0010-6331	Mileage	19,760	34,858	28,661	25,000
11-430-700-0010-6332	Meals & Lodging	3,039	1,868	924	1,500
11-430-700-0010-6333	Other Travel Expense	126	415	121	100
11-430-700-0010-6335	Motor Pool Vehicle Usage	20,419	20,769	26,987	22,000
11-430-700-0010-6342	Rent/Lease Social Services	60,963	91,093	87,688	104,371
11-430-700-0010-6345	Postage Meter	679	640	695	700
11-430-700-0010-6351	Liability Insurance	8,512	10,136	10,991	7,751
11-430-700-0010-6357	Conferences/Schools/Training	2,677	3,228	1,929	6,100
11-430-700-0010-6358	Other Charges	2,751	1,083	450	500
11-430-700-0010-6363	Csp Program and Activities Expens	5,454	4,686	5,223	5,000
11-430-700-0010-6382	Data Processing Charges Goodhue	10,587	10,587	10,587	11,000
11-430-700-0010-6405	Office Supplies	5,094	6,095	8,522	7,500
11-430-700-0010-6432	Other Furniture & Equipment	528	517	78,974	467
11-430-700-0010-6480	Equipment/Furniture < \$5,000	5,181	19,277	3,301	8,460
11-430-700-0010-6663	Vehicles Purchased	21,967	0	10,955	10,780
11-430-700-0010-6669	Equipment/Furniture >= \$5,000	6,472	0	67,230	0
11-430-700-3810-5380	93.778 MA Non-Waivered SSTS Adr	172,745 -	147,082 -	146,883 -	167,565 -
Program 700	Social Services Program Revenue	1,058,106 -	1,462,352 -	1,390,619 -	1,378,215 -
	Expend.	2,646,823	2,820,317	3,117,618	3,173,260
	Net	1,588,717	1,357,965	1,726,999	1,795,045
11-430-710-0000-5240	DHS-Adopt&FC Recruitment Grant	1,624 -	1,160 -	0	0
11-430-710-0000-5289	Child Protection State Grant S04	0	126,400 -	160,070 -	117,234 -
11-430-710-0000-5401	Out-Of-Home Placement Fees	77,311 -	90,524 -	66,356 -	60,000 -
11-430-710-3020-6020	Summer Prog/Bridges Poverty Exp	162	293	0	0

11 Fund Health & Human Service Fund

Report Basis: Cash

<u>Account Number</u>	<u>Account Description</u>	2014	2015	2016	2017
		<u>Actual</u>	<u>Actual</u>	<u>Actual</u>	<u>Budget</u>
		<u>Mo. 01 - 12</u>	<u>Mo. 01 - 12</u>	<u>Mo. 01 - 12</u>	
11-430-710-3110-6020	Mental Health Screenings	22,250	31,630	21,343	31,630
11-430-710-3150-6020	Interpretation Services	0	613	500	500
11-430-710-3390-6020	GCED Edu Assist Settting IV Special	0	0	285,935	571,870
11-430-710-3410-5401	Ehm Fees M1	9,895 -	5,416 -	6,715 -	6,000 -
11-430-710-3410-6020	Electric Home Monitoring	8,594	7,543	9,420	10,000
11-430-710-3460-5372	93.674 Federal Grants - Self Regula	5,314 -	6,205 -	4,694 -	5,800 -
11-430-710-3460-6020	Self-Regular	3,953	6,833	7,660	5,800
11-430-710-3620-5832	Fcss Gced M3	121,519 -	121,519 -	121,519 -	0
11-430-710-3620-6020	Family Based Counseling	268,898	243,203	121,532	0
11-430-710-3621-6021	SS Sex Offender Therapy	19,703	0	0	2,000
11-430-710-3622-5401	Fees-Domestic Abuse-Mental Heal	1,494 -	125 -	0	0
11-430-710-3622-6020	Domestic Abuse	6,909	0	0	0
11-430-710-3623-5832	Early Childhood Sw Gced M	26,712 -	26,712 -	26,712 -	0
11-430-710-3623-6020	Early Childhood Social Worker	28,985	28,985	14,493	0
11-430-710-3624-6020	Fernbrook Contract	414	3,595	3,300	3,000
11-430-710-3640-5289	DHS-Alternative Response State 27	2,153 -	4,174 -	4,561 -	3,954 -
11-430-710-3640-5352	93.556 Alternative Response IVB2	3,509 -	5,400 -	7,973 -	6,444 -
11-430-710-3640-5364	93.645 Alternative Response IVB1	5,221 -	2,698 -	3,953 -	4,247 -
11-430-710-3640-6020	Family Assessment Response	13,227	20,921	13,947	14,645
11-430-710-3650-6020	Supervised Visitation	2,636	0	0	0
11-430-710-3660-6020	Family Group Decision Making	12,598	5,998	225	3,000
11-430-710-3670-5289	DHS-Parental Support Outreach St	20,579 -	13,350 -	11,501 -	8,958 -
11-430-710-3670-5352	93.556 Parental Support IVB2 F08	0	0	0	8,959 -
11-430-710-3670-5361	93.590 Children's Trust Funds F09	0	11,510 -	14,982 -	8,959 -
11-430-710-3670-5364	93.645 Parental Support IVB1 F08	0	0	0	8,959 -
11-430-710-3670-6020	Parental Support Outreach	11,150	17,636	21,087	35,835
11-430-710-3671-6020	SCHA Community Reinvestment	0	0	0	5,071
11-430-710-3710-5401	Crisis Care Fees M1	935 -	1,172 -	278 -	0
11-430-710-3710-6020	Child Shelter-SS	790	3,049	10,008	2,500
11-430-710-3710-6056	Crisis Shelter-Retainer Fee	5,602	660	0	0
11-430-710-3711-6020	CHILD SHELTER-CS	0	2,640	130	1,000
11-430-710-3780-6025	Northstar Adoption Assistance Co	0	916	0	0
11-430-710-3800-6057	Treatment Foster Care -Ss	196,103	200,343	107,559	140,000
11-430-710-3800-6077	Ive Treatment Foster Care - Ss	73,459	52,198	3,154	5,000
11-430-710-3810-5289	NS Care for Children Fiscal FC S03	0	2,329 -	38,878 -	2,300 -
11-430-710-3810-5366	93.658 Foster Care IV-E Federal	125,723 -	102,257 -	113,340 -	110,000 -

11 Fund Health & Human Service Fund

Report Basis: Cash

<u>Account Number</u>	<u>Account Description</u>	<u>2014 Actual</u> <u>Mo. 01 - 12</u>	<u>2015 Actual</u> <u>Mo. 01 - 12</u>	<u>2016 Actual</u> <u>Mo. 01 - 12</u>	<u>2017 Budget</u>
11-430-710-3810-5367	93.658 Foster Care IV-E SSTS Admi	67,958 -	54,185 -	56,534 -	70,000 -
11-430-710-3810-5402	Foster Care Fees (Iv-E) M1	5,565 -	4,642 -	5,742 -	2,500 -
11-430-710-3810-6057	Regular Foster Care-Ss	175,440	206,533	214,522	280,000
11-430-710-3810-6058	Regular Foster Care-Ss-Cs Expense	24,461	18,117	22,424	15,000
11-430-710-3810-6062	Ss Ivd Application Fees	1,275 -	1,675 -	1,075 -	0
11-430-710-3810-6063	Foster Parent Training	220	375	0	500
11-430-710-3810-6064	Background Check/Daycare & Foste	1,182	1,349	1,403	1,200
11-430-710-3810-6077	Iv-E Foster Care-Ss	97,917	65,479	154,340	80,000
11-430-710-3814-6056	Emergency Foster Care Provider	0	7,072	7,438	7,000
11-430-710-3814-6057	Emergency Foster Care	0	4,129	13,566	0
11-430-710-3814-6077	Emergency Foster Care IVE	0	26	222	0
11-430-710-3820-5240	DHS-Relative Custody S02	2,208 -	1,164 -	0	0
11-430-710-3820-6020	Relative Custody Assistance	3,372	4,656	1,740	2,000
11-430-710-3830-6020	Payments For Recipients-Rule 8 Ss	16,637	31,676	4,097	1,000
11-430-710-3830-6077	Iv-E Rule 8 Social Services	185	0	0	0
11-430-710-3831-6020	Payments For Recipients-Rule 8 Cs	7,209	28,493	7,081	12,000
11-430-710-3850-6020	Dept Of Corr Group Facility Ss	176,029	174,981	519,491	300,000
11-430-710-3850-6077	Dept Of Corr Group Facility Ive	126,205	154,231	80,997	105,000
11-430-710-3852-6020	Dept Of Corr Group Facility Cs	291,469	80,518	65,508	60,000
11-430-710-3880-6020	Extend Foster Care-Ind Living 18-2	3,459	0	11,556	0
11-430-710-3880-6077	Extend Foster Care-Ind Living IVE £	0	8,938	12,298	15,000
11-430-710-3890-6020	Short Term Foster Care	5,881	2,158	2,219	1,500
11-430-710-3930-5381	93.778 IGR MA Fed CW/TCM	212,912 -	243,414 -	249,830 -	275,000 -
11-430-710-3930-5832	GCED Child Gen Case Mgmt	0	0	0	165,000 -
11-430-710-3970-5366	93.658 FSC LCTS IV-E Admin Fc	58,486 -	59,709 -	53,590 -	55,000 -
11-430-710-3970-5379	93.778 MA FSC LCTC Admin F	48,791 -	50,700 -	56,707 -	52,000 -
11-430-710-3970-5832	GCFSC No Seagr	7,980 -	4,116 -	4,037 -	3,600 -
11-430-710-3970-6020	Gc Family Services Collaborative	108,231	110,925	110,734	107,000
Program 710	Children's Services Revenue	805,889 -	938,881 -	1,007,972 -	974,914 -
	Expend.	1,712,055	1,525,037	1,848,854	1,819,051
	Net	906,166	586,156	840,882	844,137
11-430-720-3110-5290	DHS-State Child Care BSF Admin	8,027 -	9,640 -	8,372 -	9,000 -
11-430-720-3110-5362	93.575 Federal Child Care BSF Adm	11,484 -	12,042 -	10,234 -	13,000 -
11-430-720-3110-5401	Day Care Sliding Fee M5	0	61 -	0	0
11-430-720-3110-5402	Recoveries Daycare County Share	1,098 -	3,103 -	5,151 -	0

<u>Account Number</u>	<u>Account Description</u>	<u>2014 Actual</u> <u>Mo. 01 - 12</u>	<u>2015 Actual</u> <u>Mo. 01 - 12</u>	<u>2016 Actual</u> <u>Mo. 01 - 12</u>	<u>2017 Budget</u>
11-430-720-3110-6024	Day Care Overpayment Recovery	0	1,927	3,863	0
11-430-720-3110-6026	Bsf County Match	21,819	25,786	23,802	23,800
11-430-720-3120-5289	DHS-Child Care MFIP Admin State	7,735 -	7,105 -	7,373 -	6,000 -
11-430-720-3120-5362	93.575 Child Care MFIP Admin Fed	9,029 -	7,394 -	7,671 -	6,000 -
11-430-720-3140-6069	Other Child Care Fee	21,906	25,754	24,199	19,000
11-430-720-3140-6077	Day Care Other/Ive	25,476	5,438	1,120	1,000
11-430-720-3370-5289	DHS-MFIP Employment Services TA	37,750 -	29,243 -	28,096 -	17,300 -
11-430-720-3370-5353	93.558 MFIP Employment Services	173,089 -	148,733 -	160,977 -	174,921 -
11-430-720-3370-6020	Pmts For Recipients-Stride/Mfip Er	171,784	161,749	169,425	180,731
11-430-720-3980-5401	Daycare Licensing Application Fee	9,920 -	8,930 -	8,010 -	10,000 -
Program 720	Child Care/Stride Revenue	258,132 -	226,251 -	235,884 -	236,221 -
	Expend.	240,985	220,654	222,409	224,531
	Net	17,147 -	5,597 -	13,475 -	11,690 -
11-430-730-3021-6020	Drug Tests-RS Eden	10,826	15,818	21,249	20,000
11-430-730-3050-5380	93.778 MA/SSTS Rule 25 F	66,401 -	63,768 -	66,060 -	65,000 -
11-430-730-3050-6020	Payments For Recipients Rule 25 A:	3,564	9,735	12,049	10,000
11-430-730-3590-5289	DHS-State Share CCDTF Admin	16,086 -	12,660 -	24,548 -	10,000 -
11-430-730-3590-6020	Purchase Of Serv State Of Mn Ccdf	124,988	69,891	177,965	130,000
11-430-730-3712-5401	Detox Fees/Rule 25 M9	91,379 -	76,295 -	67,586 -	85,000 -
11-430-730-3712-6020	Detox Costs	198,743	220,263	208,365	200,000
Program 730	Chemical Dependency Revenue	173,866 -	152,723 -	158,194 -	160,000 -
	Expend.	338,121	315,707	419,628	360,000
	Net	164,255	162,984	261,434	200,000
11-430-740-0010-5289	DHS-Mental Health MA Insurance S	2,942 -	0	0	0
11-430-740-0010-5379	93.778 IGR Mental Health MA Ins	4,693 -	0	0	0
11-430-740-0010-5401	Mental Health Other Insur Fees	31,289 -	100 -	0	0
11-430-740-0010-5402	Mental Health Priv Pay & Copay Fee	10,666 -	7,190 -	1,434 -	0
11-430-740-0010-5403	Mental Health Medical Records Fee:	151 -	0	0	0
11-430-740-0010-5611	Contrib Mentally ILL M14	0	0	1,000 -	0
11-430-740-0010-6101	Salaries & Wages - Permanent	65,860	0	0	0
11-430-740-0010-6102	Salaries & Wages-Part Time w/ Ben	41,955	0	0	0
11-430-740-0010-6104	Salaries & Wages Overtime	424	0	0	0
11-430-740-0010-6140	Vacation/Sick Payout	32,414	0	0	0
11-430-740-0010-6151	Group Health Insurance	8,875	0	0	0

11 Fund Health & Human Service Fund

Report Basis: Cash

<u>Account Number</u>	<u>Account Description</u>	2014	2015	2016	2017
		<u>Actual</u>	<u>Actual</u>	<u>Actual</u>	<u>Budget</u>
		<u>Mo. 01 - 12</u>	<u>Mo. 01 - 12</u>	<u>Mo. 01 - 12</u>	
11-430-740-0010-6152	HSA Contribution	2,599	0	0	0
11-430-740-0010-6153	Family Insurance Supplement	2,474	0	0	0
11-430-740-0010-6154	Life Insurance	84	0	0	0
11-430-740-0010-6161	PERA	7,848	0	0	0
11-430-740-0010-6171	FICA	8,343	0	0	0
11-430-740-0010-6173	Workmans Compensation	3,281	0	0	0
11-430-740-0010-6174	Mandatory Medicare	1,951	0	0	0
11-430-740-0010-6201	Telephone	861	201	0	0
11-430-740-0010-6203	Postage	956	0	0	0
11-430-740-0010-6241	Advertising	2,139	0	0	0
11-430-740-0010-6243	Associations Dues/Licences	1,927	239	0	0
11-430-740-0010-6283	Oth Profess, Techn Merit & Ebill Ser	91,585	58,792	0	0
11-430-740-0010-6302	Copies/Copier Maintenance	839	0	0	0
11-430-740-0010-6335	Motor Pool Vehicle Usage	137	0	0	0
11-430-740-0010-6342	Rent/Lease Mental Health	9,187	0	0	0
11-430-740-0010-6351	Liability Insurance	4,483	0	0	0
11-430-740-0010-6357	Conferences/Schools/Training	886	0	0	0
11-430-740-0010-6405	Office Supplies	96	0	0	0
11-430-740-0010-6413	Testing Supplies	329	0	0	0
11-430-740-0020-6101	Salaries & Wages Permanent Csp	135,848	133,517	0	0
11-430-740-0020-6102	Salaries & Wages-Part Time w/ Ben	23,234	0	0	0
11-430-740-0020-6140	Vacation/Sick Payout	11,305	0	0	0
11-430-740-0020-6151	Group Health Insurance Csp	16,994	8,208	0	0
11-430-740-0020-6152	HSA Contribution	2,500	3,100	0	0
11-430-740-0020-6153	Family Insurance Supplement Csp	9,714	16,990	0	0
11-430-740-0020-6154	Life Insurance Csp	151	125	0	0
11-430-740-0020-6161	PERA	11,548	10,014	0	0
11-430-740-0020-6171	FICA CSP	9,876	7,709	0	0
11-430-740-0020-6173	Workers Compensation Csp	858	659	0	0
11-430-740-0020-6174	Mandatory Medicare Csp	2,310	1,803	0	0
11-430-740-0020-6201	Telephone CSP	48	29	0	0
11-430-740-0020-6331	Mileage Csp	1,728	1,660	0	0
11-430-740-0020-6335	Motor Pool Vehicle Usage	2,135	677	0	0
11-430-740-0020-6351	Liability Insurance	1,240	1,470	0	0
11-430-740-0020-6361	CSP SHIP Contribution Expenses	139	29	0	0
11-430-740-3030-5289	DHS-Adult CSP/Rule 78/IMD Alt	190,750 -	190,750 -	190,750 -	190,750 -

11 Fund Health & Human Service Fund

Report Basis: Cash

<u>Account Number</u>	<u>Account Description</u>	2014	2015	2016	2017
		<u>Actual</u>	<u>Actual</u>	<u>Actual</u>	<u>Budget</u>
		<u>Mo. 01 - 12</u>	<u>Mo. 01 - 12</u>	<u>Mo. 01 - 12</u>	
11-430-740-3030-5290	DHS-Adult MH Initiative Olmsted S	189,433 -	194,466 -	65,537 -	65,537 -
11-430-740-3030-6071	Adult Csp Rule 78 Pos	83,916	48,252	0	0
11-430-740-3031-5289	DHS-Adult MH Rehab ARMHS State	5,854 -	686 -	0	0
11-430-740-3031-5379	93.778 IGR MA AdIt MH Reha ARMI	5,907 -	686 -	0	0
11-430-740-3031-5401	Adult Mh Rehab ARMHS Insur	40,077 -	11,234 -	902 -	0
11-430-740-3080-6020	Mh Assessments	5,729	76,156	83,835	75,400
11-430-740-3160-6020	Transportation Mh Proact Txx	28,643	35,494	19,184	15,000
11-430-740-3161-6020	Transportation-MH Client-Gas Car	0	586	0	4,000
11-430-740-3180-6020	Client Flex Funds ADMHI	7,176	16,900	12,738	16,000
11-430-740-3300-5289	DHS-Childrens MH Screening	51,755 -	76,439 -	64,403 -	69,851 -
11-430-740-3300-5832	Gced Therapy Counselors .25 M1E	28,309 -	28,309 -	28,309 -	0
11-430-740-3341-6082	Med Monitoring/Phs Mh & Crest	12,000	0	0	0
11-430-740-3360-6020	Adult Crisis Stabilization	423	1,081	390	1,000
11-430-740-3370-6050	Comm Based Supp Empl-Not Armr	29,219	35,467	30,328	61,000
11-430-740-3371-6050	Center Based Supp Empl-Not Armr	25,498	45,825	31,918	74,000
11-430-740-3390-6020	Fernbrook Behav Aide Activity	0	1,578	120	0
11-430-740-3430-6020	Housing Subsidy	5,000	9,974	8,854	7,500
11-430-740-3460-6050	ARMHS Proact Comm Based Txx	27,599	1,122	0	0
11-430-740-3461-6050	ARMHS Proact Center Based Txx	50,681	3,524	0	0
11-430-740-3510-6020	Zvmhc-24 Hr Hotline	625	104	23	200
11-430-740-3520-6020	Adult Outpatient Psychotherapy	21,124	106,806	112,219	106,600
11-430-740-3522-5401	Adult & Adolescent Anger Mgmt	390 -	0	0	0
11-430-740-3522-6020	Adult Anger Mgmt Class	192	0	0	0
11-430-740-3540-6050	TXX Medication Management	100,137	66,564	81,182	75,400
11-430-740-3620-6020	Mental Health Family-Based Service	41,504	700	0	0
11-430-740-3670-6020	Ed Dist Setting IV Programs	229,832	229,832	114,916	0
11-430-740-3720-6020	Recipients-Living In State/Private F	19,657	270,207	486,673	200,000
11-430-740-3721-6020	State Hosp-Mh Hold Order	0	0	0	1,000
11-430-740-3722-6020	Sex Offender Prgm State Oper Serv	31,628	49,252	56,081	35,000
11-430-740-3740-6096	Adult Residential Trm/Irts	778	0	293	0
11-430-740-3830-5366	93.658 Foster Care IV-E Rule 5	6,809 -	38,012 -	17,439 -	0
11-430-740-3830-5379	93.778 IGR MA Rule 5 Admin	150	43	123	0
11-430-740-3830-5382	93.778 IGR MA Residential Treatme	46,489 -	28,802 -	114,625 -	0
11-430-740-3830-6020	Rule 5 Social Services	196,622	120,841	346,008	200,000
11-430-740-3830-6077	Iv-E Rule 5 Social Services	8,717	18,561	101,362	30,000
11-430-740-3831-6020	Rule 5 Court Services	23,876	96,130	88,690	30,000

11 Fund Health & Human Service Fund

Report Basis: Cash

<u>Account Number</u>	<u>Account Description</u>	<u>2014 Actual</u> <u>Mo. 01 - 12</u>	<u>2015 Actual</u> <u>Mo. 01 - 12</u>	<u>2016 Actual</u> <u>Mo. 01 - 12</u>	<u>2017 Budget</u>
11-430-740-3890-5289	DHS-MH Respite Services S6	0	0	25,000 -	25,000 -
11-430-740-3890-6020	Respite MH Child - Fernbrook	0	300	24,012	25,000
11-430-740-3900-5381	93.778 IGR MA MH Case Mgmt/Chi	73,677 -	64,949 -	27,649 -	35,000 -
11-430-740-3900-5401	Children MH-TCM SCHA	29,049 -	27,000 -	8,831 -	12,000 -
11-430-740-3900-5832	GCED Child Rule 79 Case Mgmt	59,333 -	59,333 -	59,333 -	120,000 -
11-430-740-3900-6025	Non Fed Share Mh-Tcm Cont Vend.	103,171	123,441	186,137	160,000
11-430-740-3910-5240	DHS-State MH Case Mgmt Adult	731 -	1,547 -	1,519 -	0
11-430-740-3910-5381	93.778 IGR MA Fed MH Case Mgmt	177,723 -	174,913 -	166,657 -	200,000 -
11-430-740-3910-5401	Adult MH-TCM SCHA/MEDICA	271,435 -	257,957 -	327,306 -	300,000 -
11-430-740-3910-6020	Adult Rule 79 Case Mgmt	4,416	5,844	9,692	6,000
11-430-740-3930-5401	Healthy Pathways M13	0	11,825 -	37,824 -	32,000 -
11-430-740-3930-6020	General Case Mgmt Purchased	2,744	3,773	3,444	1,800
Program 740	Mental Health Program Revenue	1,227,312 -	1,174,155 -	1,138,395 -	1,050,138 -
	Expend.	1,580,068	1,613,536	1,798,099	1,124,900
	Net	352,756	439,381	659,704	74,762
11-430-750-0000-5240	DHS-MR Waiver Services State Shar	162,825 -	127,265 -	61,483 -	140,000 -
11-430-750-0000-5289	DHS-MR Waiver Services DD Screer	1,742 -	459 -	9,532 -	0
11-430-750-0000-5381	93.778 IGRMA MR Waiver Svs DD S	1,742 -	459 -	9,534 -	0
11-430-750-0000-5382	93.778 IGR MA MR Waiver Svcs Fed	162,852 -	127,271 -	61,494 -	140,000 -
11-430-750-3160-6050	Transportation Dd Proact Txx	13,712	17,431	20,753	14,000
11-430-750-3160-6094	Mr/Rc Waiver Transportation	56	864	1,248	0
11-430-750-3340-5289	DHS-DD SILS Program S:	48,295 -	54,029 -	34,802 -	57,540 -
11-430-750-3340-6050	Txx Purchase Of Service-Sils	72,192	66,053	60,509	82,200
11-430-750-3350-5289	DHS-DD Family Support Program	17,801 -	29,417 -	7,366 -	44,864 -
11-430-750-3350-6083	Family Support Program Subsidy	18,722	23,098	14,056	44,864
11-430-750-3381-6020	Community Based Employment	70,502	59,995	52,101	60,000
11-430-750-3382-6020	Center Based Employment	27,372	25,951	20,728	30,000
11-430-750-3410-6094	Mr Waiver Adaptive Aids	4,558	5,445	35,000	3,500
11-430-750-3650-6094	Mr/Rc Supported Living Specialist S	600	0	0	0
11-430-750-3660-5289	DHS-Day Training & Habilitation S	161 -	602 -	609 -	0
11-430-750-3660-6050	Txx Payments For Recipients Adult	13,551	15,092	5,021	15,000
11-430-750-3740-6020	Icf/Mr +7	36,703	25,177	25,889	30,000
11-430-750-3910-5832	GCED DD Waiver Case Mgmt N	0	0	0	90,873 -
Program 750	Developmental Disabilities Revenue	395,418 -	339,502 -	184,820 -	473,277 -
	Expend.	257,968	239,106	235,305	279,564

11 Fund Health & Human Service Fund

Report Basis: Cash

<u>Account Number</u>		<u>Account Description</u>	2014 <u>Actual</u> Mo. 01 - 12	2015 <u>Actual</u> Mo. 01 - 12	2016 <u>Actual</u> Mo. 01 - 12	2017 <u>Budget</u>
		Net	137,450 -	100,396 -	50,485	193,713 -
11-430-760-3022-6020		Caregiver Support/Adult	1,854	1,854	1,854	2,000
11-430-760-3050-5403		MMIS Contract Processing/spendov	152 -	0	0	0
11-430-760-3580-5240		DHS-Consumer Support Grant	6,551 -	5,178 -	5,465 -	4,000 -
11-430-760-3910-5240		DHS-State Share TBI/WR S	2,139 -	827 -	185 -	0
11-430-760-3910-5382		93.778 IGR MA Federal Share TBI/V	2,140 -	827 -	186 -	0
11-430-760-3930-5381		93.778 IGR MA VA/DD-TCM Adlt 1	30,788 -	49,163 -	34,720 -	50,000 -
11-430-760-3950-6050		Guardianship/Conservatorship Txx	136,113	142,734	137,594	150,000
11-430-760-3980-5401		Adult Foster Care Licensing & Bg	8,500 -	1,500 -	6,500 -	1,500 -
Program 760	Adult Services	Revenue	50,270 -	57,495 -	47,056 -	55,500 -
		Expend.	137,967	144,588	139,448	152,000
		Net	87,697	87,093	92,392	96,500
Dept 430	Health and Social Services	Revenue	3,970,196 -	4,351,359 -	4,162,940 -	4,415,797 -
		Expend.	6,913,987	6,878,945	7,781,361	7,133,306
		Net	2,943,791	2,527,586	3,618,421	2,717,509
463	Dept	Quality Assurance-Health Svcs				
11-463-463-0000-5289		DHS-Medical Assistance-State	51 -	0	0	0
11-463-463-0000-5290		DHS-Alternative Care Waiver	32,951 -	25,216 -	16,634 -	25,000 -
11-463-463-0000-5291		DHS-Waivers/State	130,560 -	197,569 -	258,268 -	230,000 -
11-463-463-0000-5379		93.778 IGR Medical Assistance-Fed	60 -	0	0	0
11-463-463-0000-5381		93.778 IGR Waivers/Federal	151,333 -	222,791 -	275,494 -	240,000 -
11-463-463-0000-5402		SCHA Ability Care	96,590 -	242,345 -	320,095 -	250,000 -
11-463-463-0000-5403		SCHA Community Well	39,804 -	11,285 -	0	0
11-463-463-0000-5410		Consultation Fees/Contract Fees	2,138 -	4,025 -	3,791 -	2,700 -
11-463-463-0000-5428		Spenddown Fees From Client	19,613 -	16,897 -	19,365 -	10,000 -
11-463-463-0000-5429		SCHA/Elderly Waiver/Care Coordin	216,865 -	206,501 -	184,799 -	210,000 -
11-463-463-0000-5431		SCHA/Nrs Facility	54,743 -	25,580 -	0	0
11-463-463-0000-5435		SCHA/MA & PHN Clinic	521 -	22,507 -	0	1,000 -
11-463-463-0000-5490		PAS Nursing Homes	5 -	0	0	0
11-463-463-0000-5859		SCHA/CCC Reimbursement	55,464 -	34,620 -	91,004 -	75,000 -
11-463-463-0000-6010		Other-Billable Medical Supplies	60,901	61,126	119,721	20,000
11-463-463-0000-6020		Payments For Recipients Case Manag	11,430	141,392	102,296	135,000
11-463-463-0000-6101		Salaries & Wages - Permanent	573,487	629,103	845,297	973,591
11-463-463-0000-6102		Salaries & Wages-Part Time w/ Ben	211,539	153,107	130,287	66,860

11 Fund Health & Human Service Fund

Report Basis: Cash

<u>Account Number</u>		<u>Account Description</u>	2014 <u>Actual</u> Mo. 01 - 12	2015 <u>Actual</u> Mo. 01 - 12	2016 <u>Actual</u> Mo. 01 - 12	2017 <u>Budget</u>
11-463-463-0000-6140		Vacation/Sick Payout	13,020	12,335	27,073	0
11-463-463-0000-6151		Group Health Insurance	76,253	62,619	62,791	63,543
11-463-463-0000-6152		HSA Contribution	16,243	19,618	24,926	24,776
11-463-463-0000-6153		Family Insurance Supplement	38,177	72,181	74,649	80,725
11-463-463-0000-6154		Life Insurance	759	782	947	927
11-463-463-0000-6155		Dental Insurance-County Paid	0	0	376	323
11-463-463-0000-6156		Accident Insurance-County Paid	0	0	157	135
11-463-463-0000-6161		PERA	56,924	58,667	73,186	78,034
11-463-463-0000-6171		FICA	46,126	45,899	58,559	64,508
11-463-463-0000-6174		Mandatory Medicare	10,779	10,734	13,695	15,087
11-463-463-0000-6202		Cell Phone	233	158	197	170
11-463-463-0000-6206		Data Cards	937	937	937	950
11-463-463-0000-6209		Internet	0	0	0	960
11-463-463-0000-6241		Advertising	45	46	0	110
11-463-463-0000-6245		State Required Registration or Licer	276	179	421	300
11-463-463-0000-6283		Other Professional & Tech Fees	0	0	41 -	0
11-463-463-0000-6331		Mileage	6,365	10,610	14,214	7,500
11-463-463-0000-6332		Meals & Lodging	276	439	881	600
11-463-463-0000-6333		Other Travel Expense	90	10	10	50
11-463-463-0000-6335		Motor Pool Vehicle Usage	4,075	5,226	7,522	5,000
11-463-463-0000-6342		Land & Building Lease/Rent	0	100	0	100
11-463-463-0000-6357		Conferences/Schools/Training	1,418	415	283	800
11-463-463-0000-6405		Office Supplies	1,713	790	25	0
11-463-463-0000-6414		Food & Beverages	0	98	0	0
Program	463	LTCC/Waiver Management Revenue	800,698 -	1,009,336 -	1,169,450 -	1,043,700 -
		Expend.	1,131,066	1,286,571	1,558,409	1,540,049
		Net	330,368	277,235	388,959	496,349
Dept	463	Quality Assurance-Health Svcs Revenue	800,698 -	1,009,336 -	1,169,450 -	1,043,700 -
		Expend.	1,131,066	1,286,571	1,558,409	1,540,049
		Net	330,368	277,235	388,959	496,349
466	Dept	Healthy Communities/Behaviors				
		11-466-437-0000-5201 Clearway Grant	123,545 -	172,006 -	223,046 -	180,000 -
		11-466-437-0000-6101 Salaries & Wages - Permanent	41,123	51,568	52,374	65,688
		11-466-437-0000-6151 Group Health Insurance	7,921	8,001	5,704	7,412

11 Fund Health & Human Service Fund

Report Basis: Cash

<u>Account Number</u>	<u>Account Description</u>	<u>2014 Actual</u> <u>Mo. 01 - 12</u>	<u>2015 Actual</u> <u>Mo. 01 - 12</u>	<u>2016 Actual</u> <u>Mo. 01 - 12</u>	<u>2017 Budget</u>
11-466-437-0000-6152	HSA Contribution	1,363	1,350	3,191	3,435
11-466-437-0000-6153	Family Insurance Supplement	393	716	238	0
11-466-437-0000-6154	Life Insurance	66	64	64	75
11-466-437-0000-6155	Dental Insurance-County Paid	0	0	305	323
11-466-437-0000-6156	Accident Insurance-County Paid	0	0	137	135
11-466-437-0000-6161	PERA	2,981	3,868	3,928	4,927
11-466-437-0000-6171	FICA	2,505	3,143	3,221	4,073
11-466-437-0000-6174	Mandatory Medicare	586	735	753	952
11-466-437-0000-6202	Cell Phone	300	360	540	360
11-466-437-0000-6203	Postage	97	0	12	0
11-466-437-0000-6232	Publications & Brochures	0	271	281	0
11-466-437-0000-6241	Advertising/Communications Mark	840	16,164	5,500	17,341
11-466-437-0000-6244	Subscriptions	181	336	393	0
11-466-437-0000-6278	Consultant Fees	1,000	0	0	0
11-466-437-0000-6331	Mileage & Transportation	693	577	769	2,200
11-466-437-0000-6332	Meals & Lodging	25	736	0	0
11-466-437-0000-6333	Other Travel Expense	27	2	0	0
11-466-437-0000-6335	Motor Pool Vehicle Usage	545	368	497	600
11-466-437-0000-6342	Land & Building Lease/Rent	40	0	40	0
11-466-437-0000-6353	Special Project	19,150	0	155	0
11-466-437-0000-6357	Conferences/Schools/Training	15	351	700	7,200
11-466-437-0000-6401	Printing Services	886	0	0	0
11-466-437-0000-6405	Office Supplies	24	0	0	0
11-466-437-0000-6407	Grant Supplies	3,202	813	261	960
11-466-437-0000-6414	Food & Beverages	40	61	0	0
11-466-437-0000-6432	Other Furniture & Equipment	121	0	0	0
11-466-437-0000-6480	Equipment/Furniture<\$5,000	1,488	0	0	0
11-466-437-0000-6850	County Allocation	66,261	79,883	82,380	75,200
Program 437	Clearway Grant				
	Revenue	123,545 -	172,006 -	223,046 -	180,000 -
	Expend.	151,873	169,367	161,443	190,881
	Net	28,328	2,639 -	61,603 -	10,881
11-466-440-0000-5281	MDH-Tobacco Free Communities G	157,252 -	211,500 -	138,921 -	0
11-466-440-0000-6024	Contracts	4,892	3,125	3,200	0
11-466-440-0000-6062	Advertising/Communications Mark	9,600	70,000	0	0
11-466-440-0000-6101	Salaries & Wages - Permanent	59,443	76,959	64,249	0

11 Fund Health & Human Service Fund

Report Basis: Cash

<u>Account Number</u>	<u>Account Description</u>	<u>2014 Actual</u> <u>Mo. 01 - 12</u>	<u>2015 Actual</u> <u>Mo. 01 - 12</u>	<u>2016 Actual</u> <u>Mo. 01 - 12</u>	<u>2017 Budget</u>
11-466-440-0000-6140	Vacation/Sick Payout	0	0	15,367	0
11-466-440-0000-6151	Group Health Insurance	344	8,549	5,300	0
11-466-440-0000-6152	HSA Contribution	0	976	1,229	0
11-466-440-0000-6154	Life Insurance	52	62	44	0
11-466-440-0000-6161	PERA	4,310	5,772	4,819	0
11-466-440-0000-6171	FICA	3,685	4,659	4,862	0
11-466-440-0000-6174	Mandatory Medicare	862	1,091	1,137	0
11-466-440-0000-6202	Cell Phone	157	166	164	0
11-466-440-0000-6203	Postage	86	222	264	0
11-466-440-0000-6241	Advertising	0	65	0	0
11-466-440-0000-6244	Subscriptions	0	0	189	0
11-466-440-0000-6331	Mileage & Transportation	82	0	0	0
11-466-440-0000-6332	Meals & Lodging	162	201	0	0
11-466-440-0000-6333	Other Travel Expense	5	0	0	0
11-466-440-0000-6335	Motor Pool Vehicle Usage	816	501	315	0
11-466-440-0000-6342	Land & Building Lease/Rent	40	210	40	0
11-466-440-0000-6353	Special Project	0	0	50	0
11-466-440-0000-6401	Printing Services	0	303	98	0
11-466-440-0000-6405	Office Supplies	88	0	3 -	0
11-466-440-0000-6407	Grant Supplies	4,580	2,013	661	0
11-466-440-0000-6414	Food & Beverages	692	538	0	0
11-466-440-0000-6850	County Allocation	42,975	50,185	43,902	0
Program 440	Tobacco Free Communities Revenue	157,252 -	211,500 -	138,921 -	0
	Expend.	132,871	225,597	145,887	0
	Net	24,381 -	14,097	6,966	0
11-466-450-0000-5202	Fetal Alcohol Syndrome Grant (FSC)	1,500 -	0	0	0
11-466-450-0000-5203	Local Follow Along Program (FSC)	6,263 -	5,500 -	5,000 -	5,000 -
11-466-450-0000-5280	MDH-Local Public Health Grant	40,301 -	65,486 -	42,971 -	60,586 -
11-466-450-0000-5284	MDH-State Follow Along Program F	763 -	2,772 -	1,933 -	1,933 -
11-466-450-0000-5285	MDH-Birth Defects Surveys	400 -	75 -	0	0
11-466-450-0000-5288	DHS-State Share MA - Interpreter	0	0	101 -	0
11-466-450-0000-5289	DHS-Medical Assistance-State	13,750 -	27,233 -	4,420 -	7,500 -
11-466-450-0000-5291	DHS-Waivers/State	279 -	11,332 -	64,710 -	65,000 -
11-466-450-0000-5292	DHS-State MA LTSS LCTS	13,131 -	0	0	0
11-466-450-0000-5347	93.251 Universal Newborn Hearing	1,350 -	0	75 -	100 -

11 Fund Health & Human Service Fund

Report Basis: Cash

<u>Account Number</u>	<u>Account Description</u>	2014	2015	2016	2017
		<u>Actual</u>	<u>Actual</u>	<u>Actual</u>	<u>Budget</u>
		<u>Mo. 01 - 12</u>	<u>Mo. 01 - 12</u>	<u>Mo. 01 - 12</u>	
11-466-450-0000-5350	93.283 Ctr for Disease Control & Pr	150 -	0	0	0
11-466-450-0000-5353	93.558 TANF Grant - Federal Funds	53,664 -	47,074 -	49,805 -	47,462 -
11-466-450-0000-5374	93.767 State Children's Insurance P	518 -	373 -	727 -	500 -
11-466-450-0000-5378	93.778 Federal Share MA - Interpre	0	0	302 -	0
11-466-450-0000-5379	93.778 IGR Medical Assistance-Fed	13,742 -	26,785 -	4,385 -	7,500 -
11-466-450-0000-5381	93.778 IGR Waivers/Federal	279 -	11,307 -	65,155 -	65,000 -
11-466-450-0000-5389	93.994 MCH Block Grant	35,079 -	41,037 -	36,372 -	44,234 -
11-466-450-0000-5410	Consultation Fees/Contract Fees	5,146 -	3,124 -	4,490 -	4,500 -
11-466-450-0000-5424	Health Insurance Fees	3,125 -	6,541 -	9,925 -	6,500 -
11-466-450-0000-5435	SCHA/MA & PHN Clinic	73,010 -	114,323 -	94,226 -	100,000 -
11-466-450-0000-6020	Non-Billable Medical Supplies	0	0	58	0
11-466-450-0000-6021	Consulting Contracts	0	120	140	0
11-466-450-0000-6101	Salaries & Wages - Permanent	108,863	131,100	86,902	91,377
11-466-450-0000-6102	Salaries & Wages-Part Time w/ Ben	164,588	158,866	154,089	192,175
11-466-450-0000-6151	Group Health Insurance	21,013	17,191	18,146	20,438
11-466-450-0000-6152	HSA Contribution	4,678	6,708	6,162	7,553
11-466-450-0000-6153	Family Insurance Supplement	5,929	19,798	5,615	7,874
11-466-450-0000-6154	Life Insurance	249	250	216	251
11-466-450-0000-6155	Dental Insurance-County Paid	0	0	769	1,166
11-466-450-0000-6156	Accident Insurance-County Paid	0	0	231	325
11-466-450-0000-6161	PERA	19,832	21,747	18,075	21,266
11-466-450-0000-6171	FICA	15,761	16,527	14,010	17,580
11-466-450-0000-6174	Mandatory Medicare	3,667	3,865	3,277	4,112
11-466-450-0000-6189	Transfer Of Salaries To Other Dept	33,752 -	34,826 -	42,082 -	0
11-466-450-0000-6202	Cell Phone	279	317	279	360
11-466-450-0000-6232	Publications & Brochures	131	1,717	800	1,000
11-466-450-0000-6245	State Required Registration or Licer	287	85	170	300
11-466-450-0000-6278	Consultant Fees	0	70	0	800
11-466-450-0000-6280	Interpreter Service Paid By Ma	140	0	0	0
11-466-450-0000-6285	Nursing/Laboratory Fees	10	0	0	0
11-466-450-0000-6331	Mileage	3,292	5,448	4,012	4,000
11-466-450-0000-6332	Meals & Lodging	71	37	11	25
11-466-450-0000-6333	Other Travel Expense	0	8	0	0
11-466-450-0000-6335	Motor Pool Vehicle Usage	1,475	1,305	941	1,400
11-466-450-0000-6357	Conferences/Schools/Training	245	0	400	250
11-466-450-0000-6405	Office Supplies	0	0	77	0

11 Fund Health & Human Service Fund

Report Basis: Cash

<u>Account Number</u>	<u>Account Description</u>	<u>2014 Actual</u> <u>Mo. 01 - 12</u>	<u>2015 Actual</u> <u>Mo. 01 - 12</u>	<u>2016 Actual</u> <u>Mo. 01 - 12</u>	<u>2017 Budget</u>
11-466-450-0000-6407	Grant Supplies	776	402	759	600
11-466-450-0000-6452	Ledgers, Reference, & Law Books	1,438	0	0	0
Program 450	Parent/Child Health Promoti	Revenue 262,450 -	362,962 -	384,597 -	415,815 -
	Expend.	318,972	350,735	273,057	372,852
	Net	56,522	12,227 -	111,540 -	42,963 -
11-466-458-0000-5292	DHS-CTC Outreach/State	46,139 -	36,246 -	51,408 -	48,111 -
11-466-458-0000-5382	93.778 IGR CTC Outreach/Federal	46,139 -	36,246 -	51,408 -	48,111 -
11-466-458-0000-6021	Consulting Contracts	440	100	160	0
11-466-458-0000-6101	Salaries & Wages - Permanent	33,455	32,322	31,992	39,780
11-466-458-0000-6102	Salaries & Wages-Part Time w/ Ben	13,583	11,218	18,754	5,320
11-466-458-0000-6151	Group Health Insurance	7,035	6,191	5,694	6,435
11-466-458-0000-6152	HSA Contribution	1,374	1,308	2,296	1,246
11-466-458-0000-6153	Family Insurance Supplement	495	1,414	1,989	161
11-466-458-0000-6154	Life Insurance	56	54	60	54
11-466-458-0000-6155	Dental Insurance-County Paid	0	0	300	37
11-466-458-0000-6156	Accident Insurance-County Paid	0	0	90	12
11-466-458-0000-6161	PERA	3,421	3,266	3,806	3,382
11-466-458-0000-6171	FICA	2,745	2,549	2,893	2,796
11-466-458-0000-6174	Mandatory Medicare	642	596	677	654
11-466-458-0000-6189	Transfer Of Salaries To Other Dept	13,232	9,428	20,160	0
11-466-458-0000-6331	Mileage	0	1	22	100
11-466-458-0000-6335	Motor Vehicle Pool	158	245	105	400
11-466-458-0000-6357	Conferences/Schools/Training	580	0	0	150
11-466-458-0000-6402	Copy Machine Paper & Toner	12	0	0	0
11-466-458-0000-6405	Office Supplies	28	16	0	80
11-466-458-0000-6407	Grant Supplies	498	146	1,086	1,300
11-466-458-0000-6414	Food & Beverages	170	354	36	0
Program 458	Child/Teen Checkup Outread	Revenue 92,278 -	72,492 -	102,816 -	96,222 -
	Expend.	77,924	69,208	90,120	61,907
	Net	14,354 -	3,284 -	12,696 -	34,315 -
11-466-462-0000-5310	10.557 WIC Grant	153,735 -	196,766 -	172,827 -	170,236 -
11-466-462-0000-5850	Miscellaneous Revenue	0	0	2,015 -	0
11-466-462-0000-6021	Consulting Contracts	2,430	2,840	3,365	3,000
11-466-462-0000-6024	Contracts	6,549	5,472	5,117	5,000

11 Fund Health & Human Service Fund

Report Basis: Cash

<u>Account Number</u>	<u>Account Description</u>	<u>2014 Actual</u> <u>Mo. 01 - 12</u>	<u>2015 Actual</u> <u>Mo. 01 - 12</u>	<u>2016 Actual</u> <u>Mo. 01 - 12</u>	<u>2017 Budget</u>
11-466-462-0000-6101	Salaries & Wages - Permanent	87,424	87,446	90,764	96,287
11-466-462-0000-6102	Salaries & Wages-Part Time w/ Ben	32,956	38,789	35,522	18,475
11-466-462-0000-6151	Group Health Insurance	8,620	9,307	7,161	6,814
11-466-462-0000-6152	HSA Contribution	1,547	1,460	3,602	3,498
11-466-462-0000-6153	Family Insurance Supplement	519	911	477	344
11-466-462-0000-6154	Life Insurance	83	86	87	135
11-466-462-0000-6155	Dental Insurance-County Paid	0	0	334	339
11-466-462-0000-6156	Accident Insurance-County Paid	0	0	151	142
11-466-462-0000-6161	PERA	8,728	9,468	9,471	8,607
11-466-462-0000-6171	FICA	7,354	7,696	7,711	7,115
11-466-462-0000-6174	Mandatory Medicare	1,720	1,800	1,803	1,664
11-466-462-0000-6189	Transfer Of Salaries To Other Dept	20,520	25,398	21,922	0
11-466-462-0000-6201	Telephone	1,400	1,400	0	0
11-466-462-0000-6202	Cell Phone	977	1,661	1,427	1,400
11-466-462-0000-6203	Postage/Freight	170	0	0	350
11-466-462-0000-6206	Data Cards	37	0	0	0
11-466-462-0000-6245	State Required Registration or Licer	0	179	0	100
11-466-462-0000-6248	Insurance (Work.Comp., Liability)	838	394	1,182	0
11-466-462-0000-6297	Other Contracted Vendor	0	116	0	0
11-466-462-0000-6304	Other Machinery & Equipment Mair	57	0	0	0
11-466-462-0000-6331	Mileage	369	441	350	400
11-466-462-0000-6332	Meals And Lodging	7	639	0	150
11-466-462-0000-6333	Other Travel Expenses	8	0	0	0
11-466-462-0000-6335	Motor Pool Vehicle Usage	869	810	830	850
11-466-462-0000-6342	Land & Building Lease/Rent	6,575	6,600	50	0
11-466-462-0000-6357	Conferences/Schools/Training	1,058	567	512	1,000
11-466-462-0000-6405	Office Supplies	27	112	96	200
11-466-462-0000-6407	Grant Supplies	1,632	2,284	2,394	1,900
Program 462	WIC Grant Revenue	153,735 -	196,766 -	174,842 -	170,236 -
	Expend.	192,474	205,876	194,328	157,770
	Net	38,739	9,110	19,486	12,466 -
11-466-466-0000-5205	PEW Charitable Trust Grant	20,000 -	5,328 -	0	0
11-466-466-0000-5218	Indian Casino Aid	21,486 -	26,968 -	30,010 -	30,000 -
11-466-466-0000-5280	MDH-Local Public Health Grant	27,522 -	44,722 -	29,346 -	41,376 -
11-466-466-0000-5611	Contributions	0	0	30,030 -	0

11 Fund Health & Human Service Fund

Report Basis: Cash

<u>Account Number</u>	<u>Account Description</u>	<u>2014 Actual</u> <u>Mo. 01 - 12</u>	<u>2015 Actual</u> <u>Mo. 01 - 12</u>	<u>2016 Actual</u> <u>Mo. 01 - 12</u>	<u>2017 Budget</u>
11-466-466-0000-6024	Contracts	0	0	1,001	0
11-466-466-0000-6101	Salaries & Wages - Permanent	87,263	83,367	69,189	112,205
11-466-466-0000-6102	Salaries & Wages-Part Time w/ Ben	218	207	202	0
11-466-466-0000-6104	Salaries & Wages - Overtime	1,435	0	268	0
11-466-466-0000-6140	Vacation/Sick Payout	9,169	0	0	0
11-466-466-0000-6151	Group Health Insurance	12,769	8,546	4,468	4,505
11-466-466-0000-6152	HSA Contribution	2,114	3,001	3,817	5,045
11-466-466-0000-6153	Family Insurance Supplement	303	9,048	7,924	17,176
11-466-466-0000-6154	Life Insurance	113	98	79	110
11-466-466-0000-6155	Dental Insurance-County Paid	0	0	235	249
11-466-466-0000-6156	Accident Insurance-County Paid	0	0	106	104
11-466-466-0000-6161	PERA	6,450	6,269	5,225	8,415
11-466-466-0000-6171	FICA	5,936	4,812	3,837	6,957
11-466-466-0000-6174	Mandatory Medicare	1,388	1,124	897	1,627
11-466-466-0000-6189	Transfer Of Salaries To Other Dept	16,535	0	0	0
11-466-466-0000-6202	Cell Phone	110	140	237	0
11-466-466-0000-6203	Postage	272	0	0	0
11-466-466-0000-6241	Advertising	0	0	1	0
11-466-466-0000-6331	Mileage	1,303	1,014	1,219	663
11-466-466-0000-6332	Meals & Lodging	268	377	321	260
11-466-466-0000-6333	Other Travel Expenses	9	95	24	50
11-466-466-0000-6335	Motor Pool Vehicle Usage	536	392	812	205
11-466-466-0000-6342	Land & Building Lease/Rent	85	0	0	0
11-466-466-0000-6353	Special Project	2,147	4,847	5,288	4,500
11-466-466-0000-6357	Conferences/Schools/Training	375	731	130	1,000
11-466-466-0000-6401	Printing Services	0	0	136	0
11-466-466-0000-6405	Office Supplies	323	404	325	380
11-466-466-0000-6407	Grant Supplies	757	0	332	0
11-466-466-0000-6414	Food & Beverages	403	15	89	0
Program 466	Healthy Communities Revenue	69,008 -	77,018 -	89,386 -	71,376 -
	Expend.	150,281	124,487	106,162	163,451
	Net	81,273	47,469	16,776	92,075
11-466-468-0000-5336	20.600 TZD Grant (Toward Zero De	8,035 -	11,102 -	13,517 -	14,976 -
11-466-468-0000-6101	Salaries & Wages - Permanent	0	0	0	13,048
11-466-468-0000-6151	Group Health Insurance	0	0	0	1,346

11 Fund Health & Human Service Fund

Report Basis: Cash

<u>Account Number</u>	<u>Account Description</u>	<u>2014 Actual</u> <u>Mo. 01 - 12</u>	<u>2015 Actual</u> <u>Mo. 01 - 12</u>	<u>2016 Actual</u> <u>Mo. 01 - 12</u>	<u>2017 Budget</u>
11-466-468-0000-6152	HSA Contribution	0	0	0	730
11-466-468-0000-6154	Life Insurance	0	0	0	14
11-466-468-0000-6155	Dental Insurance-County Paid	0	0	0	74
11-466-468-0000-6156	Accident Insurance-County Paid	0	0	0	31
11-466-468-0000-6161	PERA	0	0	0	979
11-466-468-0000-6171	FICA	0	0	0	809
11-466-468-0000-6174	Mandatory Medicare	0	0	0	189
11-466-468-0000-6202	Cell Phone	0	0	0	209
11-466-468-0000-6331	Mileage	0	0	0	567
11-466-468-0000-6332	Meals & Lodging	0	0	0	345
11-466-468-0000-6335	Motor Pool Vehicle Usage	0	0	0	195
11-466-468-0000-6357	Conferences/Schools/Training	0	0	0	470
11-466-468-0000-6407	Grant Supplies	0	0	0	650
11-466-468-0000-6414	Food & Beverages	0	0	0	150
Program 468	Toward Zero Deaths				
	Revenue	8,035 -	11,102 -	13,517 -	14,976 -
	Expend.	0	0	0	19,806
	Net	8,035 -	11,102 -	13,517 -	4,830
11-466-472-0000-5282	MDH-SHIP Grant	102,161 -	209,640 -	154,407 -	183,431 -
11-466-472-0000-5850	Miscellaneous Revenue	0	1,000 -	2,705 -	0
11-466-472-0000-6023	Contracts	0	1,288	0	0
11-466-472-0000-6024	Contracts	33,687	29,059	29,630	34,200
11-466-472-0000-6101	Salaries & Wages - Permanent	46,846	57,143	62,152	55,638
11-466-472-0000-6151	Group Health Insurance	790	751	1,116	0
11-466-472-0000-6152	HSA Contribution	77	213	643	0
11-466-472-0000-6153	Family Insurance Supplement	84	1,088	566	0
11-466-472-0000-6154	Life Insurance	69	72	76	62
11-466-472-0000-6155	Dental Insurance-County Paid	0	0	46	0
11-466-472-0000-6156	Accident Insurance-County Paid	0	0	19	0
11-466-472-0000-6161	PERA	3,400	4,286	4,661	4,173
11-466-472-0000-6171	FICA	2,895	3,496	3,817	3,450
11-466-472-0000-6174	Mandatory Medicare	677	818	893	807
11-466-472-0000-6203	Postage	0	6,005	122	0
11-466-472-0000-6241	Advertising	0	0	10	1,000
11-466-472-0000-6284	Contracted Services	0	3,316	0	0
11-466-472-0000-6331	Mileage & Transportation	340	369	164	305

11 Fund Health & Human Service Fund

Report Basis: Cash

<u>Account Number</u>		<u>Account Description</u>	2014 <u>Actual</u> Mo. 01 - 12	2015 <u>Actual</u> Mo. 01 - 12	2016 <u>Actual</u> Mo. 01 - 12	2017 <u>Budget</u>
11-466-472-0000-6332		Meals & Lodging	177	250	24	400
11-466-472-0000-6333		Other Travel Expense	19	0	0	0
11-466-472-0000-6335		Motor Pool Vehicle Usage	975	1,225	1,211	1,560
11-466-472-0000-6342		Land & Building Lease/Rent	40	15	40	0
11-466-472-0000-6353		Special Project	0	63,659	27,683	77,186
11-466-472-0000-6357		Conferences/Schools/Training	297	125	25	500
11-466-472-0000-6401		Printing Services	0	999	778	1,925
11-466-472-0000-6405		Office Supplies	158	35	0	331
11-466-472-0000-6407		Grant Supplies	206	12,362	222	1,000
11-466-472-0000-6414		Food & Beverages	143	1,913	500	583
11-466-472-0000-6480		Equipment/Furniture<\$5,000	1,243	0	0	0
Program	472	SHIP Grant				
		Revenue	102,161 -	210,640 -	157,112 -	183,431 -
		Expend.	92,123	188,487	134,398	183,120
		Net	10,038 -	22,153 -	22,714 -	311 -
Dept	466	Healthy Communities/Behaviors				
		Revenue	968,464 -	1,314,486 -	1,284,237 -	1,132,056 -
		Expend.	1,116,518	1,333,757	1,105,395	1,149,787
		Net	148,054	19,271	178,842 -	17,731
467	Dept	Disaster Preparedness				
11-467-467-0000-5341		93.008 Medical Reserve Corps (MRC)	3,500 -	3,500 -	0	0
11-467-467-0000-5345		93.069 PHEP Ebola Grant	0	110 -	0	0
11-467-467-0000-5346		93.069 PHEP (EP Grant)	27,878 -	26,616 -	40,169 -	41,406 -
11-467-467-0000-5850		Miscellaneous Refunds & Reimburs	80 -	0	0	0
11-467-467-0000-6101		Salaries & Wages - Permanent	4,270	3,422	3,325	33,063
11-467-467-0000-6102		Salaries & Wages-Part Time w/ Ben	33,688	17,936	31,199	0
11-467-467-0000-6140		Vacation/Sick Payout	8,747	0	0	0
11-467-467-0000-6151		Group Health Insurance	4,071	435	115	0
11-467-467-0000-6152		HSA Contribution	749	76	220	0
11-467-467-0000-6153		Family Insurance Supplement	150	85	1,129	0
11-467-467-0000-6154		Life Insurance	57	44	65	62
11-467-467-0000-6155		Dental Insurance-County Paid	0	0	12	0
11-467-467-0000-6156		Accident Insurance-County Paid	0	0	4	0
11-467-467-0000-6161		PERA	2,752	1,602	2,589	2,480
11-467-467-0000-6171		FICA	2,717	1,314	2,075	2,050
11-467-467-0000-6174		Mandatory Medicare	601	307	485	479

11 Fund Health & Human Service Fund

Report Basis: Cash

<u>Account Number</u>		<u>Account Description</u>	2014 <u>Actual</u> Mo. 01 - 12	2015 <u>Actual</u> Mo. 01 - 12	2016 <u>Actual</u> Mo. 01 - 12	2017 <u>Budget</u>	
	11-467-467-0000-6202	Cell Phone	153	77	0	180	
	11-467-467-0000-6283	Other Professional Fees	398	100	0	0	
	11-467-467-0000-6331	Mileage & Transportation	944	467	325	155	
	11-467-467-0000-6332	Meals & Lodging	1,012	0	35	450	
	11-467-467-0000-6333	Other Travel Expense	36	0	0	0	
	11-467-467-0000-6335	Motor Pool Vehicle Usage	322	326	263	900	
	11-467-467-0000-6342	Land & Building Lease/Rent	138 -	83	50	0	
	11-467-467-0000-6357	Conferences/Schools/Training	580	0	0	1,800	
	11-467-467-0000-6407	Grant Supplies	48	0	561	500	
Program	467	Emergency Preparedness Grant	31,458 -	30,226 -	40,169 -	41,406 -	
		Expend.	61,157	26,274	42,452	42,119	
		Net	29,699	3,952 -	2,283	713	
Dept	467	Disaster Preparedness	Revenue	31,458 -	30,226 -	40,169 -	41,406 -
			Expend.	61,157	26,274	42,452	42,119
			Net	29,699	3,952 -	2,283	713
471	Dept	Infectious Disease					
	11-471-471-0000-5280	MDH-Local Public Health Grant	30,471 -	49,514 -	32,490 -	45,809 -	
	11-471-471-0000-5289	DHS-Medical Assistance-State	3,080 -	0	0	0	
	11-471-471-0000-5348	93.268 Child Imm (IPI & PERI Hep B	500 -	2,400 -	400 -	2,400 -	
	11-471-471-0000-5379	93.778 IGR Medical Assistance-Fed	89 -	0	0	0	
	11-471-471-0000-5407	Immunizations-Private	3,426 -	2,941 -	5,098 -	3,000 -	
	11-471-471-0000-5410	Consultation Fees/Contract Fees	279 -	62 -	446 -	0	
	11-471-471-0000-5424	Health Insurance Immun/Reimb	4,188 -	1,090 -	251 -	1,000 -	
	11-471-471-0000-5435	SCHA/MA Immunizations	3,852 -	0	119 -	0	
	11-471-471-0000-6020	Non-Billable Medical Supplies	99	534 -	366 -	500	
	11-471-471-0000-6101	Salaries & Wages - Permanent	2,654	3,488	9,679	16,184	
	11-471-471-0000-6102	Salaries & Wages-Part Time w/ Ben	66,192	64,588	65,313	69,905	
	11-471-471-0000-6151	Group Health Insurance	7,128	438	249	1,328	
	11-471-471-0000-6152	HSA Contribution	2,045	2,139	2,206	2,301	
	11-471-471-0000-6153	Family Insurance Supplement	6,624	14,499	13,082	13,740	
	11-471-471-0000-6154	Life Insurance	66	67	79	73	
	11-471-471-0000-6155	Dental Insurance-County Paid	0	0	13	0	
	11-471-471-0000-6156	Accident Insurance-County Paid	0	0	4	0	
	11-471-471-0000-6161	PERA	4,991	5,106	5,624	6,457	

11 Fund Health & Human Service Fund

Report Basis: Cash

<u>Account Number</u>	<u>Account Description</u>	<u>2014 Actual</u> <u>Mo. 01 - 12</u>	<u>2015 Actual</u> <u>Mo. 01 - 12</u>	<u>2016 Actual</u> <u>Mo. 01 - 12</u>	<u>2017 Budget</u>
11-471-471-0000-6171	FICA	3,365	3,434	3,804	5,338
11-471-471-0000-6174	Mandatory Medicare	787	803	890	1,248
11-471-471-0000-6203	Postage/Freight	108	0	10	0
11-471-471-0000-6284	Contracted Services	25	0	0	0
11-471-471-0000-6331	Mileage	759	687	918	500
11-471-471-0000-6335	Motor Pool Vehicle Usage	389	450	67	400
11-471-471-0000-6342	Land & Building Lease/Rent	15	15	15	0
11-471-471-0000-6357	Conferences/Schools/Training	207	207	233	200
11-471-471-0000-6405	Office Supplies	61	120	4	60
11-471-471-0000-6431	Drugs & Medicine	3,591	2,820	3,842	3,500
11-471-471-0000-6434	Non-Billable Medical Supplies	0	0	253	0
11-471-471-0000-6435	Infection Control	381	0	495	600
11-471-471-0000-6452	Ledgers, Reference, & Law Books	103	0	0	0
Program 471	Disease Prevention & ControRevenue	45,885 -	56,007 -	38,804 -	52,209 -
	Expend.	99,590	98,327	106,414	122,334
	Net	53,705	42,320	67,610	70,125
Dept 471	Infectious Disease	Revenue 45,885 -	56,007 -	38,804 -	52,209 -
	Expend.	99,590	98,327	106,414	122,334
	Net	53,705	42,320	67,610	70,125
479 Dept	PHS Administration				
11-479-478-0000-5280	MDH-Local Public Health Grant	7,500 -	7,500 -	5,625 -	7,500 -
11-479-478-0000-5947	Transfers In	17,580 -	0	0	0
11-479-478-0000-6173	Workmans Compensation	3,890	2,989	3,014	3,930
11-479-478-0000-6201	Telephone	2,333	1,862	1,869	1,200
11-479-478-0000-6202	Cell Phone	234	335	348	360
11-479-478-0000-6203	Postage/Freight	3,007	2,769	444	2,100
11-479-478-0000-6243	Association Dues	1,267	817	1,456	1,000
11-479-478-0000-6244	Subscriptions	60	62	62	0
11-479-478-0000-6245	State Required Registration or Licer	0	26	0	0
11-479-478-0000-6246	Adm/Processing Fees	91	221	24	225
11-479-478-0000-6268	Software Maintenance Contracts	11,703	9,302	9,164	9,193
11-479-478-0000-6269	Software Enhancements	691	750	0	1,961
11-479-478-0000-6270	Computer Software/Licensing	3	0	0	0
11-479-478-0000-6278	Consultant Fees	335	375	300	300

11 Fund Health & Human Service Fund

Report Basis: Cash

<u>Account Number</u>	<u>Account Description</u>	<u>2014 Actual</u> <u>Mo. 01 - 12</u>	<u>2015 Actual</u> <u>Mo. 01 - 12</u>	<u>2016 Actual</u> <u>Mo. 01 - 12</u>	<u>2017 Budget</u>
11-479-478-0000-6283	Other Professional & Tech Fees	2,378	2,407	3,842	4,286
11-479-478-0000-6284	Contracted Services	102	11	13	0
11-479-478-0000-6302	Copies/Copier Maintenance	1,729	2,191	2,599	2,580
11-479-478-0000-6304	Other Machinery & Equipment Mair	1,153	0	0	0
11-479-478-0000-6331	Mileage	29	149	54	125
11-479-478-0000-6333	Other Travel Expenses	0	5	0	0
11-479-478-0000-6335	Motor Pool Vehicle Usage	0	0	23	0
11-479-478-0000-6342	Land & Building Lease/Rent	26,978	27,138	30,841	32,391
11-479-478-0000-6351	Insurance	6,989	5,544	5,250	3,702
11-479-478-0000-6357	Conferences/Schools/Training	0	0	82	0
11-479-478-0000-6358	Other Charges	3	0	0	0
11-479-478-0000-6401	Printing Services	0	0	209	0
11-479-478-0000-6402	Copy Machine Paper & Toner	164	14	0	0
11-479-478-0000-6405	Office Supplies	1,882	1,049	823	1,200
11-479-478-0000-6414	Food & Beverages	198	107	168	92
11-479-478-0000-6420	Other General Supplies	161	234	0	185
11-479-478-0000-6452	Ledgers, Reference, & Law Books	23	66	0	0
11-479-478-0000-6997	Transfers Out	7,500	7,500	7,500	7,500
Program 478	Non-SSTS Administration Revenue	25,080 -	7,500 -	5,625 -	7,500 -
	Expend.	72,903	65,923	68,085	72,330
	Net	47,823	58,423	62,460	64,830
11-479-479-0000-5850	Miscellaneous Refunds & Reimburs	0	63 -	0	0
11-479-479-0000-5859	Miscellaneous Revenue	100 -	0	0	0
11-479-479-0000-5947	Transfers In - CEP Funds	1,533 -	17,630 -	10,060 -	5,874 -
11-479-479-0000-6101	Salaries & Wages - Permanent	65,007	61,159	76,731	74,859
11-479-479-0000-6102	Salaries & Wages-Part Time w/ Ben	36,916	33,998	19,523	0
11-479-479-0000-6140	Vacation/Sick Payout	0	0	31,531	0
11-479-479-0000-6151	Group Health Insurance	10,316	7,880	6,596	6,406
11-479-479-0000-6152	HSA Contribution	1,966	1,352	2,177	1,794
11-479-479-0000-6153	Family Insurance Supplement	2,219	4,712	10,366	4,809
11-479-479-0000-6154	Life Insurance	123	119	109	100
11-479-479-0000-6155	Dental Insurance-County Paid	0	0	155	0
11-479-479-0000-6156	Accident Insurance-County Paid	0	0	25	0
11-479-479-0000-6161	PERA	7,394	7,135	7,218	5,614
11-479-479-0000-6171	FICA	6,005	5,625	7,272	4,641

11 Fund Health & Human Service Fund

Report Basis: Cash

<u>Account Number</u>	<u>Account Description</u>	<u>2014 Actual</u> <u>Mo. 01 - 12</u>	<u>2015 Actual</u> <u>Mo. 01 - 12</u>	<u>2016 Actual</u> <u>Mo. 01 - 12</u>	<u>2017 Budget</u>
11-479-479-0000-6173	Workmans Compensation	17,456	19,345	20,439	15,540
11-479-479-0000-6174	Mandatory Medicare	1,404	1,316	1,701	1,085
11-479-479-0000-6201	Telephone	4,752	4,030	3,820	3,000
11-479-479-0000-6202	Cell Phone	439	678	684	660
11-479-479-0000-6203	Postage/Freight	4,670	5,336	1,035	4,900
11-479-479-0000-6241	Advertising	0	0	0	126
11-479-479-0000-6243	Association Dues	2,323	1,905	3,396	2,000
11-479-479-0000-6244	Subscriptions	140	144	144	0
11-479-479-0000-6245	State Required Registration or Licer	84	60	0	63
11-479-479-0000-6268	Software Maintenance Contracts	25,577	22,300	21,561	21,797
11-479-479-0000-6269	Software Enhancements	1,611	1,750	0	3,339
11-479-479-0000-6278	Consultant Fees	665	875	700	700
11-479-479-0000-6283	Other Professional & Tech Fees	5,500	5,124	8,496	8,530
11-479-479-0000-6284	Contracted Services	42	27	29	0
11-479-479-0000-6302	Copies/Copier Maintenance	3,964	5,209	6,218	6,020
11-479-479-0000-6304	Other Machinery & Equipment Mair	2,363	0	0	0
11-479-479-0000-6331	Mileage	154	19	10	100
11-479-479-0000-6332	Meals & Lodging	485	1,182	1,166	500
11-479-479-0000-6333	Other Travel Expenses	13	0	0	0
11-479-479-0000-6335	Motor Pool Vehicle Usage	297	40	53	200
11-479-479-0000-6342	Land & Building Lease/Rent	45,937	45,937	68,270	75,579
11-479-479-0000-6351	Insurance	11,901	12,935	12,250	8,638
11-479-479-0000-6357	Conferences/Schools/Training	0	1,876	216	400
11-479-479-0000-6401	Printing Services	0	36	488	0
11-479-479-0000-6402	Copy Machine Paper & Toner	349	32	0	0
11-479-479-0000-6405	Office Supplies	2,934	2,834	2,182	2,800
11-479-479-0000-6414	Food & Beverages	394	250	470	158
11-479-479-0000-6420	Other General Supplies	147	583	0	315
11-479-479-0000-6432	Other Furniture & Equipment	300	0	21,578	0
11-479-479-0000-6452	Ledgers, Reference, & Law Books	0	153	0	0
11-479-479-0000-6480	Equipment/Furniture<\$5,000	14,180	8,007	8,821	5,874
11-479-479-0000-6669	Equipment/Furniture>=5,000	0	0	15,612	0
Program 479	SSTS Administration Revenue	1,633 -	17,693 -	10,060 -	5,874 -
	Expend.	278,027	263,963	361,042	260,547
	Net	276,394	246,270	350,982	254,673

ABENCK
1/9/17 10:01AM

Goodhue County



USER-SELECTED BUDGET REPORT

11 Fund Health & Human Service Fund

Report Basis: Cash

			2014	2015	2016	2017	
			<u>Actual</u>	<u>Actual</u>	<u>Actual</u>	<u>Budget</u>	
			<u>Mo. 01 - 12</u>	<u>Mo. 01 - 12</u>	<u>Mo. 01 - 12</u>		
Dept	479	PHS Administration	Revenue	26,713 -	25,193 -	15,685 -	13,374 -
			Expend.	350,930	329,886	429,127	332,877
			Net	324,217	304,693	413,442	319,503
Fund	11	Health & Human Service Fund	Revenue	14,439,767 -	15,187,071 -	15,355,324 -	14,877,851 -
			Expend.	13,892,366	14,403,733	15,466,641	14,877,851
			Net	547,401 -	783,338 -	111,317	0

12 Fund Gc Family Services Collaborative

Report Basis: Cash

<u>Account Number</u>		<u>Account Description</u>	2014 <u>Actual</u> Mo. 01 - 12	2015 <u>Actual</u> Mo. 01 - 12	2016 <u>Actual</u> Mo. 01 - 12	2017 <u>Budget</u>	
430	Dept	Health and Social Services					
12-430-770-0000-5330		Gc Fsc Lcts Ma & Ive	107,277 -	110,409 -	110,297 -	0	
12-430-770-0000-5611		Fsc Contributions & Donations	270 -	30,030 -	4,045 -	0	
12-430-770-0000-5710		Fsc Interest	600 -	570 -	567 -	0	
12-430-770-0000-6282		Fsc Administrative Cost	12,242	9,853	5,677	0	
12-430-770-0000-6284		Prof & Para Prof Contracted Service	168,631	124,455	152,235	0	
12-430-770-0000-6356		Community Outreach Trng & Meeti	3,384	0	0	0	
Program	770	GC Family Service CollaboratRevenue	108,147 -	141,009 -	114,909 -	0	
		Expend.	184,257	134,308	157,912	0	
		Net	76,110	6,701 -	43,003	0	
12-430-780-0000-5330		Federal Drug Free Grant	111,179 -	85,188 -	0	0	
12-430-780-0000-5611		Chi Contributions & Donations	35,900 -	0	0	0	
12-430-780-0000-6283		Chi Employee Contract	91,821	63,246	0	0	
12-430-780-0000-6356		Chi Community Outreach Trng & M	2,185	11,924	0	0	
12-430-780-0000-6357		Chi Travel/Conference/Mileage	8,218	3,409	0	0	
12-430-780-0000-6358		Chi Misc Expenses	10,719	6,254	0	0	
12-430-780-0000-6401		Printing Services	829	148	0	0	
12-430-780-0000-6405		Chi Office Supplies	216	207	0	0	
Program	780	Chemical Health Initiative Revenue	147,079 -	85,188 -	0	0	
		Expend.	113,988	85,188	0	0	
		Net	33,091 -	0	0	0	
Dept	430	Health and Social Services	Revenue	255,226 -	226,197 -	114,909 -	0
			Expend.	298,245	219,496	157,912	0
			Net	43,019	6,701 -	43,003	0
Fund	12	Gc Family Services Collaborative	Revenue	255,226 -	226,197 -	114,909 -	0
			Expend.	298,245	219,496	157,912	0
			Net	43,019	6,701 -	43,003	0

21 Fund Countywide ISTS & Well Loan Program

Report Basis: Cash

<u>Account Number</u>		<u>Account Description</u>	2014 <u>Actual</u> Mo. 01 - 12	2015 <u>Actual</u> Mo. 01 - 12	2016 <u>Actual</u> Mo. 01 - 12	2017 <u>Budget</u>
391	Dept	ISTS & Well Loans				
		21-391-000-0000-5949 Use of Fund Balance-ISTS Loan Prg	0	0	0	4,068 -
		21-391-000-0000-5951 Loan Receipts-Principal	20,338 -	18,803 -	4,619 -	13,500 -
		21-391-000-0000-6790 Principal Payments	17,568	17,568	17,568	17,568
	Program	000 Undesignated				
		Revenue	20,338 -	18,803 -	4,619 -	17,568 -
		Expend.	17,568	17,568	17,568	17,568
		Net	2,770 -	1,235 -	12,949	0
Dept	391	ISTS & Well Loans				
		Revenue	20,338 -	18,803 -	4,619 -	17,568 -
		Expend.	17,568	17,568	17,568	17,568
		Net	2,770 -	1,235 -	12,949	0
Fund	21	Countywide ISTS & Well Loan Program				
		Revenue	20,338 -	18,803 -	4,619 -	17,568 -
		Expend.	17,568	17,568	17,568	17,568
		Net	2,770 -	1,235 -	12,949	0

25 Fund Economic Development Authority

Report Basis: Cash

<u>Account Number</u>		<u>Account Description</u>	2014 <u>Actual</u> Mo. 01 - 12	2015 <u>Actual</u> Mo. 01 - 12	2016 <u>Actual</u> Mo. 01 - 12	2017 <u>Budget</u>
700	Dept EDA-General					
	25-700-000-0000-5001	Current Real & Personal Property T	12,292 -	2,581 -	18,901 -	24,924 -
	25-700-000-0000-5006	Delinquent Taxes-Real & Personal	164 -	93 -	63 -	0
	25-700-000-0000-5060	Current Mobile Home Taxes	15 -	2 -	21 -	0
	25-700-000-0000-5064	Delinquent Taxes-Mobile Home	4 -	3 -	1 -	0
	25-700-000-0000-5207	PILT-Wildlife Management	9 -	2 -	12 -	0
	25-700-000-0000-5208	PILT-Gross Shelter Rent	15 -	3 -	22 -	0
	25-700-000-0000-5211	Market Value Credit Aid	6,636 -	47 -	304 -	370 -
	25-700-000-0000-5212	Disparity Reduction Aid	13 -	3 -	42 -	0
	25-700-000-0000-5480	Application Fees	1,000 -	1,000 -	93,200 -	0
	25-700-000-0000-5859	MCIT Dividend	527 -	382 -	580 -	580 -
	25-700-000-0000-5947	Transfers In-1916 Building	10,000 -	10,000 -	10,000 -	10,000 -
	25-700-000-0000-6243	Membership Dues & Fees	200	200	200	200
	25-700-000-0000-6278	Consultant Fees	4,798	4,408	7,184	4,800
	25-700-000-0000-6351	Insurance	1,776	1,844	1,685	1,800
	25-700-000-0000-6357	Conferences/Schools/Workshops	0	0	0	300
	25-700-000-0000-6414	Food & Beverages	0	0	0	600
	25-700-000-0000-6850	Outside Funding Allotments	2,000	6,600	1,100	7,000
	25-700-000-0000-6855	Economic Abatements	12,574	3,269	0	21,174
	25-700-000-0000-6997	Transfers Out	0	6,510	0	0
	Program 000 Undesignated	Revenue	30,675 -	14,116 -	123,146 -	35,874 -
		Expend.	21,348	22,831	10,169	35,874
		Net	9,327 -	8,715	112,977 -	0
Dept	700 EDA-General	Revenue	30,675 -	14,116 -	123,146 -	35,874 -
		Expend.	21,348	22,831	10,169	35,874
		Net	9,327 -	8,715	112,977 -	0
710	Dept EDA-MIF Loan Program (2010 Flood Relief)					
	25-710-000-0000-5951	Principal Receipts (MIF Loan Progra	55,061 -	34,796 -	18,786 -	58,800 -
	25-710-000-0000-6999	Future Fund Balance-MIF Loan Proq	0	0	0	58,800
	Program 000 Undesignated	Revenue	55,061 -	34,796 -	18,786 -	58,800 -
		Expend.	0	0	0	58,800
		Net	55,061 -	34,796 -	18,786 -	0
Dept	710 EDA-MIF Loan Program (2010 Flood Relief)	Revenue	55,061 -	34,796 -	18,786 -	58,800 -

ABENCK
 1/9/17 10:01AM
 25 Fund Economic Development Authority

Goodhue County

USER-SELECTED BUDGET REPORT



Report Basis: Cash

<u>Account Number</u>		<u>Account Description</u>	2014 <u>Actual</u> Mo. 01 - 12	2015 <u>Actual</u> Mo. 01 - 12	2016 <u>Actual</u> Mo. 01 - 12	2017 <u>Budget</u>	
		Expend.	0	0	0	58,800	
		Net	55,061 -	34,796 -	18,786 -	0	
Fund	25	Economic Development Authority	Revenue	85,736 -	48,912 -	141,932 -	94,674 -
		Expend.	21,348	22,831	10,169	94,674	
		Net	64,388 -	26,081 -	131,763 -	0	

<u>Account Number</u>		<u>Account Description</u>	2014 <u>Actual</u> Mo. 01 - 12	2015 <u>Actual</u> Mo. 01 - 12	2016 <u>Actual</u> Mo. 01 - 12	2017 <u>Budget</u>	
001	Dept	General Government Misc					
34-001-000-0000-5001		Current Real & Personal Property T	1,271,904 -	643,492 -	1,188,193 -	2,021,211 -	
34-001-000-0000-5006		Delinquent Taxes-Real & Personal	6,646 -	8,951 -	7,475 -	0	
34-001-000-0000-5060		Current Mobile Home Taxes	1,565 -	733 -	1,326 -	0	
34-001-000-0000-5064		Delinquent Taxes-Mobile Home	139 -	270 -	119 -	0	
34-001-000-0000-5207		PILT-Wildlife Management	909 -	435 -	771 -	0	
34-001-000-0000-5208		PILT-Gross Shelter Rent	1,596 -	762 -	1,381 -	0	
34-001-000-0000-5209		PILT-Rental Reimbursement	29 -	18 -	19 -	0	
34-001-000-0000-5211		Market Value Credit Aid	6,516 -	11,004 -	19,065 -	30,030 -	
34-001-000-0000-5212		Disparity Reduction Aid	1,380 -	686 -	2,659 -	0	
34-001-000-0000-5859		Capital Reimbursements	0	925 -	0	0	
34-001-000-0000-5860		Insurance Reimbursements	0	362,500 -	0	0	
34-001-000-0000-5920		Sale of Capital Assets	77,885 -	29,373 -	19,389 -	0	
34-001-000-0000-5947		Transfers In	1,999,706 -	840,967 -	247,957 -	8,000 -	
34-001-000-0000-5950		Bond Proceeds-Capital Projects	0	3,635,000 -	0	0	
34-001-000-0000-5955		Bond Premium-2015A G.O. Capital	0	26,886 -	0	0	
34-001-000-0000-6375		Commission Payments	2,323	1,311	1,050	0	
34-001-000-0000-6669		Equipment/Furniture >= 5,000	6,597	6,597	0	0	
34-001-000-0000-6780		Bond Issuance Costs	0	55,462	0	0	
34-001-000-0000-6997		Transfers Out	1,047,036	597,492	380,100	5,874	
34-001-000-0000-6999		Future Fund Balance-Capital Plan	0	0	0	250,000	
Program	000	Undesignated	Revenue	3,368,275 -	5,562,002 -	1,488,354 -	2,059,241 -
			Expend.	1,055,956	660,862	381,150	255,874
			Net	2,312,319 -	4,901,140 -	1,107,204 -	1,803,367 -
Dept	001	General Government Misc	Revenue	3,368,275 -	5,562,002 -	1,488,354 -	2,059,241 -
			Expend.	1,055,956	660,862	381,150	255,874
			Net	2,312,319 -	4,901,140 -	1,107,204 -	1,803,367 -
005	Dept	County Board of Commissioners					
34-005-000-0000-6480		Equipment/Furniture < \$5,000	0	0	0	1,458	
Program	000	Undesignated	Revenue				
			Expend.	0	0	0	1,458
			Net	0	0	0	1,458
Dept	005	County Board of Commissioners	Revenue				

Goodhue County

USER-SELECTED BUDGET REPORT



Report Basis: Cash

<u>Account Number</u>		<u>Account Description</u>	<u>2014 Actual</u> Mo. 01 - 12	<u>2015 Actual</u> Mo. 01 - 12	<u>2016 Actual</u> Mo. 01 - 12	<u>2017 Budget</u>
		Expend.	0	0	0	1,458
		Net	0	0	0	1,458
011	Dept	District Court				
34-011-000-0000-6480		Equipment/Furniture<\$5,000	0	7,506	0	0
Program	000	Undesignated				
		Revenue				
		Expend.	0	7,506	0	0
		Net	0	7,506	0	0
Dept	011	District Court				
		Revenue				
		Expend.	0	7,506	0	0
		Net	0	7,506	0	0
031	Dept	Administration				
34-031-000-0000-6480		Equipment/Furniture<\$5,000	1,243	2,780	0	4,298
Program	000	Undesignated				
		Revenue				
		Expend.	1,243	2,780	0	4,298
		Net	1,243	2,780	0	4,298
Dept	031	Administration				
		Revenue				
		Expend.	1,243	2,780	0	4,298
		Net	1,243	2,780	0	4,298
041	Dept	Auditor/Treasurer				
34-041-000-0000-6480		Equipment/Furniture<\$5,000	771	4,000	2,637	4,090
34-041-000-0000-6669		Equipment/Furniture>=5,000	0	0	7,949	0
Program	000	Undesignated				
		Revenue				
		Expend.	771	4,000	10,586	4,090
		Net	771	4,000	10,586	4,090
Dept	041	Auditor/Treasurer				
		Revenue				
		Expend.	771	4,000	10,586	4,090
		Net	771	4,000	10,586	4,090
055	Dept	Assessor				
34-055-000-0000-6480		Equipment/Furniture<\$5,000	2,312	0	2,390	9,823
Program	000	Undesignated				
		Revenue				
		Expend.	2,312	0	2,390	9,823

Goodhue County

USER-SELECTED BUDGET REPORT



Report Basis: Cash

<u>Account Number</u>			<u>Account Description</u>	<u>2014 Actual</u> Mo. 01 - 12	<u>2015 Actual</u> Mo. 01 - 12	<u>2016 Actual</u> Mo. 01 - 12	<u>2017 Budget</u>
			Net	2,312	0	2,390	9,823
Dept	055	Assessor	Revenue				
			Expend.	2,312	0	2,390	9,823
			Net	2,312	0	2,390	9,823
061	Dept	Human Resource					
	34-061-000-0000-6405	Office Supplies		49	0	0	0
	34-061-000-0000-6480	Equipment/Furniture<\$5,000		3,384	0	0	0
	Program 000	Undesignated	Revenue				
			Expend.	3,433	0	0	0
			Net	3,433	0	0	0
Dept	061	Human Resource	Revenue				
			Expend.	3,433	0	0	0
			Net	3,433	0	0	0
063	Dept	Information Technology					
	34-063-000-0000-6278	Consultant Fees		0	0	0	30,000
	34-063-000-0000-6283	Other Professional Fees		10,260	0	0	0
	34-063-000-0000-6304	Other Machinery & Equipment Mair		3,800	0	0	0
	34-063-000-0000-6432	Other Furniture And Equipment <\$		10,569	11,616	8,314	10,000
	34-063-000-0000-6480	Equipment/Furniture<\$5,000		71,617	2,022	6,405	6,169
	34-063-000-0000-6646	Building/Building Improvements		0	10,200	15,010	0
	34-063-000-0000-6669	Equipment/Furniture>=5,000		10,748	75,995	264,609	228,355
	Program 000	Undesignated	Revenue				
			Expend.	106,994	99,833	294,338	274,524
			Net	106,994	99,833	294,338	274,524
Dept	063	Information Technology	Revenue				
			Expend.	106,994	99,833	294,338	274,524
			Net	106,994	99,833	294,338	274,524
091	Dept	Attorney					
	34-091-000-0000-6480	Equipment/Furniture<\$5,000		1,319	17,336	1,057	12,000
	34-091-000-0000-6669	Equipment/Furniture>=5,000		0	0	0	6,000
	Program 000	Undesignated	Revenue				

Goodhue County

USER-SELECTED BUDGET REPORT



Report Basis: Cash

<u>Account Number</u>		<u>Account Description</u>	2014 <u>Actual</u> Mo. 01 - 12	2015 <u>Actual</u> Mo. 01 - 12	2016 <u>Actual</u> Mo. 01 - 12	2017 <u>Budget</u>
		Expend.	1,319	17,336	1,057	18,000
		Net	1,319	17,336	1,057	18,000
Dept	091	Attorney				
		Revenue				
		Expend.	1,319	17,336	1,057	18,000
		Net	1,319	17,336	1,057	18,000
103	Dept	Surveyor				
	34-103-000-0000-6480	Equipment/Furniture<\$5,000	1,049	4,145	4,083	8,798
	34-103-000-0000-6663	Vehicles Purchased	0	0	0	30,000
	34-103-000-0000-6669	Equipment/Furniture>=5,000	0	8,674	0	0
	Program 000	Undesignated				
		Revenue				
		Expend.	1,049	12,819	4,083	38,798
		Net	1,049	12,819	4,083	38,798
Dept	103	Surveyor				
		Revenue				
		Expend.	1,049	12,819	4,083	38,798
		Net	1,049	12,819	4,083	38,798
111	Dept	General Government Buildings				
	34-111-000-0000-5859	Energy Rebates	0	8,989 -	28,768 -	0
	34-111-000-0000-5936	Sale Of Recyclables	461 -	0	0	0
	34-111-000-0000-5947	Transfers In	0	2,000 -	0	0
	34-111-000-0000-6283	Other Professional Services	394,168	0	0	0
	34-111-000-0000-6305	Building Maintenance	0	25,239	29,840	50,000
	34-111-000-0000-6306	Grounds Maintenance	0	0	44,054	405,000
	34-111-000-0000-6420	Other General Supplies	0	0	953	0
	34-111-000-0000-6480	Equipment/Furniture<\$5,000	23,794	8,912	1,803	19,058
	34-111-000-0000-6621	Land Purchases	0	0	239,396	0
	34-111-000-0000-6646	Building/Building Improvements	0	916	5,334	0
	34-111-000-0000-6669	Equipment/Furniture>=5,000	254,582	60,610	484,363	10,000
	Program 000	Undesignated				
		Revenue	461 -	10,989 -	28,768 -	0
		Expend.	672,544	95,677	805,743	484,058
		Net	672,083	84,688	776,975	484,058
	34-111-110-0000-6304	Other Machinery & Equipment Mair	9	0	0	0
	34-111-110-0000-6305	Building Maintenance	400,458	920	0	0

Goodhue County

USER-SELECTED BUDGET REPORT



Report Basis: Cash

<u>Account Number</u>	<u>Account Description</u>	<u>2014 Actual</u>	<u>2015 Actual</u>	<u>2016 Actual</u>	<u>2017 Budget</u>
		<u>Mo. 01 - 12</u>	<u>Mo. 01 - 12</u>	<u>Mo. 01 - 12</u>	
34-111-110-0000-6669	Equipment/Furniture >=5,000	106,869	85,284	0	0
Program 110	Buildings-Government Center Revenue				
	Expend.	507,336	86,204	0	0
	Net	507,336	86,204	0	0
34-111-111-0000-5859	Miscellaneous Reimbursements	0	0	11,385 -	0
34-111-111-0000-5947	Transfers In	0	108,629 -	0	0
34-111-111-0000-5950	Bond Proceeds-2015A G.O. Citizen	0	7,085,000 -	0	0
34-111-111-0000-5955	Bond Premium-2015A G.O. Citizen	0	149,621 -	0	0
34-111-111-0000-6283	SEH Contract: 2015 Citizens Buildir	0	129,637	23,076	0
34-111-111-0000-6432	Other Equipment/Furniture < \$1,0	0	297	17,249	0
34-111-111-0000-6480	Equipment/Furniture < \$5,000	0	43,665	6,871	0
34-111-111-0000-6621	Land Purchases	0	55,080	0	0
34-111-111-0000-6646	Building Improvements	0	4,939,203	861,036	0
34-111-111-0000-6780	Bond Issuance Costs	0	107,950	0	0
34-111-111-0000-6997	Transfers Out	0	88,114	268,308	0
Program 111	Buildings-Citizen's (Before R Revenue	0	7,343,250 -	11,385 -	0
	Expend.	0	5,363,946	1,176,540	0
	Net	0	1,979,304 -	1,165,155	0
34-111-112-0000-6304	Other Machinery & Equipment Mair	3,965	0	0	0
34-111-112-0000-6305	Building Maintenance-LEC	0	712,688	75,117	0
34-111-112-0000-6669	Equipment/Furniture >=5,000	304,359	77,704	0	0
Program 112	Buildings-LEC Revenue				
	Expend.	308,324	790,392	75,117	0
	Net	308,324	790,392	75,117	0
34-111-113-0000-6669	Equipment/Furniture >=5,000	0	0	1,044,839	0
Program 113	Buildings-ADC Revenue				
	Expend.	0	0	1,044,839	0
	Net	0	0	1,044,839	0
34-111-115-0000-6480	Equipment/Furniture <\$5,000	0	0	315	0
Program 115	Buildings-Citizen's (After Re Revenue				
	Expend.	0	0	315	0
	Net	0	0	315	0

Goodhue County

USER-SELECTED BUDGET REPORT



Report Basis: Cash

<u>Account Number</u>		<u>Account Description</u>	<u>2014 Actual</u> Mo. 01 - 12	<u>2015 Actual</u> Mo. 01 - 12	<u>2016 Actual</u> Mo. 01 - 12	<u>2017 Budget</u>
34-111-116-0000-6304		Other Machinery & Equipment Mair	3,965	0	0	0
34-111-116-0000-6305		Building Maintenance	0	0	1,550	0
34-111-116-0000-6646		Building/Building Improvements	0	4,152	571,246	0
Program 116	Buildings-Justice Center	Revenue				
		Expend.	3,965	4,152	572,796	0
		Net	3,965	4,152	572,796	0
34-111-118-0000-6669		Equipment/Furniture >=5,000	356,509	149,103	47,087	0
Program 118	Buildings-Public Works	Revenue				
		Expend.	356,509	149,103	47,087	0
		Net	356,509	149,103	47,087	0
34-111-119-0000-6306		Grounds Maintenance	0	25,150	0	0
34-111-119-0000-6646		Building/Building Improvements	0	275,095	0	0
Program 119	Buildings-Kuipers Property	Revenue				
		Expend.	0	300,245	0	0
		Net	0	300,245	0	0
Dept 111	General Government Buildings	Revenue	461 -	7,354,239 -	40,153 -	0
		Expend.	1,848,678	6,789,719	3,722,437	484,058
		Net	1,848,217	564,520 -	3,682,284	484,058
127 Dept	Land Use Management					
34-127-127-0000-6432		Other Furniture and Equipment <\$	632	0	0	0
34-127-127-0000-6480		Equipment/Furniture <\$5,000	527	2,000	3,037	0
34-127-127-0000-6663		Vehicles Purchased	26,557	0	0	0
Program 127	Building Activities	Revenue				
		Expend.	27,716	2,000	3,037	0
		Net	27,716	2,000	3,037	0
34-127-128-0000-6480		Equipment/Furniture <\$5,000	2,754	0	0	0
Program 128	Planning/Zoning Activities	Revenue				
		Expend.	2,754	0	0	0
		Net	2,754	0	0	0
34-127-129-0000-6480		Equipment/Furniture <\$5,000	1,020	1,447	0	0
34-127-129-0000-6663		Vehicles Purchased	0	0	25,610	0

Goodhue County

USER-SELECTED BUDGET REPORT



Report Basis: Cash

<u>Account Number</u>		<u>Account Description</u>	<u>2014 Actual</u> Mo. 01 - 12	<u>2015 Actual</u> Mo. 01 - 12	<u>2016 Actual</u> Mo. 01 - 12	<u>2017 Budget</u>
Program	129	Environmental Health				
		Revenue				
		Expend.	1,020	1,447	25,610	0
		Net	1,020	1,447	25,610	0
Dept	127	Land Use Management				
		Revenue				
		Expend.	31,490	3,447	28,647	0
		Net	31,490	3,447	28,647	0
201	Dept	Sheriff				
	34-201-000-0000-5396	97.056 Port Security Grant Program	0	0	256,250 -	0
	34-201-000-0000-5859	Capital Reimbursements	0	0	11,159 -	0
	34-201-000-0000-6304	Other Machinery/Equipment Maint	5,000	0	0	0
	34-201-000-0000-6480	Equipment/Furniture<\$5,000	112,150	35,407	23,191	26,828
	34-201-000-0000-6663	Vehicles Purchased	263,592	194,002	183,488	232,000
	34-201-000-0000-6669	Equipment/Furniture>=5,000	0	0	374,591	15,530
	Program 000	Undesignated				
		Revenue	0	0	267,409 -	0
		Expend.	380,742	229,409	581,270	274,358
		Net	380,742	229,409	313,861	274,358
Dept	201	Sheriff				
		Revenue	0	0	267,409 -	0
		Expend.	380,742	229,409	581,270	274,358
		Net	380,742	229,409	313,861	274,358
205	Dept	Sheriff-Seasonal				
	34-205-000-0000-6480	Equipment/Furniture<\$5,000	0	0	0	5,900
	Program 000	Undesignated				
		Revenue				
		Expend.	0	0	0	5,900
		Net	0	0	0	5,900
Dept	205	Sheriff-Seasonal				
		Revenue				
		Expend.	0	0	0	5,900
		Net	0	0	0	5,900
207	Dept	Adult Detention Center				
	34-207-000-0000-6480	Equipment/Furniture<\$5,000	2,335	5,000	4,000	18,420
	34-207-000-0000-6669	Equipment/Furniture>=5,000	0	0	5,348	0
	Program 000	Undesignated				
		Revenue				

ABENCK
1/9/17 10:01AM
34 Fund Capital Plan

Goodhue County

USER-SELECTED BUDGET REPORT



Report Basis: Cash

<u>Account Number</u>		<u>Account Description</u>	<u>2014 Actual</u> Mo. 01 - 12	<u>2015 Actual</u> Mo. 01 - 12	<u>2016 Actual</u> Mo. 01 - 12	<u>2017 Budget</u>
		Expend.	2,335	5,000	9,348	18,420
		Net	2,335	5,000	9,348	18,420
Dept	207	Adult Detention Center				
		Revenue				
		Expend.	2,335	5,000	9,348	18,420
		Net	2,335	5,000	9,348	18,420
209	Dept	Enhanced 911 System				
	34-209-000-0000-6480	Equipment/Furniture<\$5,000	0	11,874	2,174	0
	Program 000	Undesignated				
		Revenue				
		Expend.	0	11,874	2,174	0
		Net	0	11,874	2,174	0
Dept	209	Enhanced 911 System				
		Revenue				
		Expend.	0	11,874	2,174	0
		Net	0	11,874	2,174	0
255	Dept	Court Services				
	34-255-000-0000-6480	Equipment/Furniture<\$5,000	0	11,000	1,305	15,057
	Program 000	Undesignated				
		Revenue				
		Expend.	0	11,000	1,305	15,057
		Net	0	11,000	1,305	15,057
Dept	255	Court Services				
		Revenue				
		Expend.	0	11,000	1,305	15,057
		Net	0	11,000	1,305	15,057
330	Dept	Highway Administration				
	34-330-000-0000-6480	Equipment/Furniture<\$5,000	0	0	0	17,703
	34-330-000-0000-6669	Equipment/Furniture>=5,000	0	0	0	566,000
	Program 000	Undesignated				
		Revenue				
		Expend.	0	0	0	583,703
		Net	0	0	0	583,703
Dept	330	Highway Administration				
		Revenue				
		Expend.	0	0	0	583,703
		Net	0	0	0	583,703

Goodhue County

USER-SELECTED BUDGET REPORT



Report Basis: Cash

<u>Account Number</u>		<u>Account Description</u>	2014 <u>Actual</u> Mo. 01 - 12	2015 <u>Actual</u> Mo. 01 - 12	2016 <u>Actual</u> Mo. 01 - 12	2017 <u>Budget</u>
390	Dept	Waste Management Administrative				
		34-390-000-0000-6480 Equipment/Furniture<\$5,000	0	0	0	2,880
		34-390-000-0000-6669 Equipment/Furniture>=5,000	0	0	0	68,000
	Program	000 Undesignated				
		Revenue				
		Expend.	0	0	0	70,880
		Net	0	0	0	70,880
Dept	390	Waste Management Administrative				
		Revenue				
		Expend.	0	0	0	70,880
		Net	0	0	0	70,880
601	Dept	Extension				
		34-601-000-0000-6480 Equipment/Furniture<\$5,000	1,756	0	1,632	0
	Program	000 Undesignated				
		Revenue				
		Expend.	1,756	0	1,632	0
		Net	1,756	0	1,632	0
Dept	601	Extension				
		Revenue				
		Expend.	1,756	0	1,632	0
		Net	1,756	0	1,632	0
Fund	34	Capital Plan				
		Revenue	3,368,736 -	12,916,241 -	1,795,916 -	2,059,241 -
		Expend.	3,438,078	7,855,585	5,040,417	2,059,241
		Net	69,342	5,060,656 -	3,244,501	0

35 Fund Debt Service Fund

Report Basis: Cash

<u>Account Number</u>		<u>Account Description</u>	2014 <u>Actual</u> Mo. 01 - 12	2015 <u>Actual</u> Mo. 01 - 12	2016 <u>Actual</u> Mo. 01 - 12	2017 <u>Budget</u>	
820	Dept	2012A G.O. CIP Bonds-Highway Projects					
	35-820-000-0000-5001	Current Real & Personal Property T	1,823,088 -	457,448 -	455,087 -	461,511 -	
	35-820-000-0000-5006	Delinquent Taxes-Real & Personal	0	12,133 -	5,407 -	0	
	35-820-000-0000-5060	Current Mobile Home Taxes	2,235 -	519 -	507 -	0	
	35-820-000-0000-5064	Delinquent Taxes-Mobile Home	0	365 -	102 -	0	
	35-820-000-0000-5207	PILT-Wildlife Management	1,299 -	308 -	295 -	0	
	35-820-000-0000-5208	PILT-Gross Shelter Rent	2,279 -	540 -	527 -	0	
	35-820-000-0000-5209	PILT-30% Rental Reimbursement	42 -	12 -	7 -	0	
	35-820-000-0000-5211	Market Value Credit Aid	18,667 -	7,827 -	7,308 -	6,857 -	
	35-820-000-0000-5212	Disparity Reduction Aid	1,977 -	488 -	1,019 -	0	
	35-820-000-0000-6783	Debt Administrative Fees	633	200	200	0	
	35-820-000-0000-6790	Principal Payments	0	1,720,000	405,000	405,000	
	35-820-000-0000-6791	Interest Payments	50,335	46,035	40,520	37,685	
	35-820-000-0000-6999	Future Fund Balance-2012A Hwy B	0	0	0	25,683	
	Program 000	Undesignated Revenue	1,849,587 -	479,640 -	470,259 -	468,368 -	
		Expend.	50,968	1,766,235	445,720	468,368	
		Net	1,798,619 -	1,286,595	24,539 -	0	
Dept	820	2012A G.O. CIP Bonds-Highway Projects	Revenue	1,849,587 -	479,640 -	470,259 -	468,368 -
			Expend.	50,968	1,766,235	445,720	468,368
			Net	1,798,619 -	1,286,595	24,539 -	0
821	Dept	2014A G.O. CIP Bonds-Highway Projects					
	35-821-000-0000-5001	Current Real & Personal Property T	0	1,225,181 -	859,461 -	869,127 -	
	35-821-000-0000-5006	Delinquent Taxes-Real & Personal	0	0	9,079 -	0	
	35-821-000-0000-5060	Current Mobile Home Taxes	0	1,391 -	957 -	0	
	35-821-000-0000-5064	Delinquent Taxes-Mobile Home	0	0	164 -	0	
	35-821-000-0000-5207	PILT-Wildlife Management	0	825 -	556 -	0	
	35-821-000-0000-5208	PILT-Gross Shelter Rent	0	1,446 -	996 -	0	
	35-821-000-0000-5209	PILT-30% Rental Reimbursement	0	33 -	14 -	0	
	35-821-000-0000-5211	Market Value Credit Aid	0	20,960 -	13,796 -	12,913 -	
	35-821-000-0000-5212	Disparity Reduction Aid	0	1,307 -	1,924 -	0	
	35-821-000-0000-5710	Interest	7,255 -	0	0	0	
	35-821-000-0000-5955	Bond Premium-2014A G.O. Hwy Bc	90,606 -	0	0	0	
	35-821-000-0000-6283	Other Professional Fees	84,214	0	0	0	
	35-821-000-0000-6783	Debt Administrative Fees	800	650	200	0	

35 Fund Debt Service Fund

Report Basis: Cash

<u>Account Number</u>		<u>Account Description</u>	2014 <u>Actual</u> Mo. 01 - 12	2015 <u>Actual</u> Mo. 01 - 12	2016 <u>Actual</u> Mo. 01 - 12	2017 <u>Budget</u>
	35-821-000-0000-6790	Principal Payments	0	0	965,000	695,000
	35-821-000-0000-6791	Interest Payments	0	149,634	153,588	136,988
	35-821-000-0000-6999	Future Fund Balance-2014A Hwy B	0	0	0	50,052
	Program 000 Undesignated	Revenue	97,861 -	1,251,143 -	886,947 -	882,040 -
		Expend.	85,014	150,284	1,118,788	882,040
		Net	12,847 -	1,100,859 -	231,841	0
Dept	821	2014A G.O. CIP Bonds-Highway Projects	Revenue 97,861 -	1,251,143 -	886,947 -	882,040 -
			Expend. 85,014	150,284	1,118,788	882,040
			Net 12,847 -	1,100,859 -	231,841	0
825	Dept	2012B Taxable G.O. Bonds (QECB)				
	35-825-000-0000-5001	Current Real & Personal Property T.	107,920 -	106,990 -	106,935 -	108,116 -
	35-825-000-0000-5006	Delinquent Taxes-Real & Personal	0	718 -	913 -	0
	35-825-000-0000-5060	Current Mobile Home Taxes	132 -	121 -	119 -	0
	35-825-000-0000-5064	Delinquent Taxes-Mobile Home	0	22 -	17 -	0
	35-825-000-0000-5207	PILT-Wildlife Management	77 -	72 -	69 -	0
	35-825-000-0000-5208	PILT-Gross Shelter Rent	135 -	126 -	124 -	0
	35-825-000-0000-5209	PILT-30% Rental Reimbursement	2 -	3 -	2 -	0
	35-825-000-0000-5211	Market Value Credit Aid	1,101 -	1,831 -	1,718 -	1,606 -
	35-825-000-0000-5212	Disparity Reduction Aid	117 -	114 -	240 -	0
	35-825-000-0000-5301	Federal Tax Credit (QECB Bonds)	36,930 -	36,965 -	37,162 -	39,795 -
	35-825-000-0000-6783	Debt Administrative Fees	1,983	1,550	200	0
	35-825-000-0000-6790	Principal Payments	0	0	0	99,615
	35-825-000-0000-6791	Interest Payments	44,678	44,678	44,678	44,677
	35-825-000-0000-6999	Future Fund Balance-2012B QECB F	0	0	0	5,225
	Program 000 Undesignated	Revenue	146,414 -	146,962 -	147,299 -	149,517 -
		Expend.	46,661	46,228	44,878	149,517
		Net	99,753 -	100,734 -	102,421 -	0
Dept	825	2012B Taxable G.O. Bonds (QECB)	Revenue 146,414 -	146,962 -	147,299 -	149,517 -
			Expend. 46,661	46,228	44,878	149,517
			Net 99,753 -	100,734 -	102,421 -	0
830	Dept	2015A G.O. Bonds CB & Other CIP				
	35-830-000-0000-5001	Current Real & Personal Property T.	0	161,410 -	506,540 -	507,692 -
	35-830-000-0000-5006	Delinquent Taxes-Real & Personal	0	0	1,196 -	0

35 Fund Debt Service Fund

Report Basis: Cash

<u>Account Number</u>		<u>Account Description</u>	<u>2014 Actual</u> Mo. 01 - 12	<u>2015 Actual</u> Mo. 01 - 12	<u>2016 Actual</u> Mo. 01 - 12	<u>2017 Budget</u>	
35-830-000-0000-5060		Current Mobile Home Taxes	0	183 -	564 -	0	
35-830-000-0000-5064		Delinquent Taxes-Mobile Home	0	0	22 -	0	
35-830-000-0000-5207		PILT-Wildlife Management	0	109 -	328 -	0	
35-830-000-0000-5208		PILT-Gross Shelter Rent	0	191 -	587 -	0	
35-830-000-0000-5209		PILT-30% Rental Reimbursement	0	4 -	8 -	0	
35-830-000-0000-5211		Market Value Credit Aid	0	2,756 -	8,129 -	7,543 -	
35-830-000-0000-5212		Disparity Reduction Aid	0	172 -	1,134 -	0	
35-830-000-0000-5947		Transfers In	0	97,649 -	0	0	
35-830-000-0000-6783		Debt Administrative Fees	0	800	850	0	
35-830-000-0000-6790		Principal Payments	0	0	0	180,000	
35-830-000-0000-6791		Interest Payments	0	0	419,940	312,500	
35-830-000-0000-6999		Future Fund Balance-2015A CB & C	0	0	0	22,735	
Program	000	Undesignated	Revenue	0	262,474 -	518,508 -	515,235 -
			Expend.	0	800	420,790	515,235
			Net	0	261,674 -	97,718 -	0
Dept	830	2015A G.O. Bonds CB & Other CIP	Revenue	0	262,474 -	518,508 -	515,235 -
			Expend.	0	800	420,790	515,235
			Net	0	261,674 -	97,718 -	0
839	Dept	Welch Sewer Project					
35-839-000-0000-5021		Current Special Assessments	26,588 -	18,134 -	19,038 -	6,285 -	
35-839-000-0000-5949		Use of Fund Balance-1997B Welch :	0	0	0	4,469 -	
35-839-000-0000-6251		Electricity	529	545	617	500	
35-839-000-0000-6283		Other Professional Fees	3,651	840	3,157	900	
35-839-000-0000-6351		Insurance	1,485	1,029	1,031	1,100	
35-839-000-0000-6790		Principal Payments	7,720	7,843	7,967	7,843	
35-839-000-0000-6791		Interest Payments	534	412	287	411	
Program	000	Undesignated	Revenue	26,588 -	18,134 -	19,038 -	10,754 -
			Expend.	13,919	10,669	13,059	10,754
			Net	12,669 -	7,465 -	5,979 -	0
Dept	839	Welch Sewer Project	Revenue	26,588 -	18,134 -	19,038 -	10,754 -
			Expend.	13,919	10,669	13,059	10,754
			Net	12,669 -	7,465 -	5,979 -	0
840	Dept	2005B Jail Building-Refunding					

Goodhue County



USER-SELECTED BUDGET REPORT

35 Fund Debt Service Fund

Report Basis: Cash

<u>Account Number</u>		<u>Account Description</u>	2014 <u>Actual</u> <u>Mo. 01 - 12</u>	2015 <u>Actual</u> <u>Mo. 01 - 12</u>	2016 <u>Actual</u> <u>Mo. 01 - 12</u>	2017 <u>Budget</u>
35-840-000-0000-5001		Current Real & Personal Property T.	23 -	51 -	0	0
35-840-000-0000-5006		Delinquent Taxes-Real & Personal	23,202 -	1,220 -	4,046 -	0
35-840-000-0000-5064		Delinquent Taxes-Mobile Home	546 -	55 -	15 -	0
35-840-000-0000-6783		Debt Administrative Fees	3,334	0	1,300	0
35-840-000-0000-6790		Principal Payments	1,860,000	0	0	0
35-840-000-0000-6791		Interest Payments	33,713	0	0	0
35-840-000-0000-6997		Transfers Out-Debt Residual	1,975,000	77,935	0	0
Program	000	Undesignated				
		Revenue	23,771 -	1,326 -	4,061 -	0
		Expend.	3,872,047	77,935	1,300	0
		Net	3,848,276	76,609	2,761 -	0
Dept	840	2005B Jail Building-Refunding				
		Revenue	23,771 -	1,326 -	4,061 -	0
		Expend.	3,872,047	77,935	1,300	0
		Net	3,848,276	76,609	2,761 -	0
Fund	35	Debt Service Fund				
		Revenue	2,144,221 -	2,159,679 -	2,046,112 -	2,025,914 -
		Expend.	4,068,609	2,052,151	2,044,535	2,025,914
		Net	1,924,388	107,528 -	1,577 -	0

61 Fund Waste Management Facilities

Report Basis: Cash

<u>Account Number</u>		<u>Account Description</u>	2014 <u>Actual</u> Mo. 01 - 12	2015 <u>Actual</u> Mo. 01 - 12	2016 <u>Actual</u> Mo. 01 - 12	2017 <u>Budget</u>	
390	Dept	Waste Management Administrative					
	61-390-000-0000-5001	Current Real & Personal Property T	333,444 -	305,486 -	460,489 -	339,503 -	
	61-390-000-0000-5006	Delinquent Taxes-Real & Personal	3,631 -	2,402 -	3,237 -	0	
	61-390-000-0000-5060	Current Mobile Home Taxes	410 -	348 -	514 -	0	
	61-390-000-0000-5064	Delinquent Taxes-Mobile Home	86 -	76 -	51 -	0	
	61-390-000-0000-5207	PILT-Wildlife Management	238 -	206 -	299 -	0	
	61-390-000-0000-5208	PILT-Gross Shelter Rent	418 -	362 -	535 -	0	
	61-390-000-0000-5209	PILT-30% Rental Reimbursement	8 -	8 -	7 -	0	
	61-390-000-0000-5211	Market Value Credit Aid	3,409 -	5,231 -	7,395 -	5,044 -	
	61-390-000-0000-5212	Disparity Reduction Aid	361 -	326 -	1,031 -	0	
	61-390-000-0000-5947	Transfers In	11,805 -	509 -	0	0	
	61-390-000-0000-6351	Insurance	0	0	0	8,723	
	Program 000	Undesignated Revenue	353,810 -	314,954 -	473,558 -	344,547 -	
		Expend.	0	0	0	8,723	
		Net	353,810 -	314,954 -	473,558 -	335,824 -	
Dept	390	Waste Management Administrative	Revenue	353,810 -	314,954 -	473,558 -	344,547 -
			Expend.	0	0	0	8,723
			Net	353,810 -	314,954 -	473,558 -	335,824 -
392	Dept	Solid Waste Management					
	61-392-000-0000-5947	Transfers In	455 -	139 -	457 -	100 -	
	61-392-000-0000-6101	Salaries & Wages - Permanent	62,757	52,630	41,132	39,569	
	61-392-000-0000-6104	Salaries & Wages - Overtime	0	123	0	0	
	61-392-000-0000-6151	Group Health Insurance	6,898	0	0	0	
	61-392-000-0000-6152	HSA Contribution	2,500	2,405	1,820	1,560	
	61-392-000-0000-6153	Family Insurance Supplement	9,782	15,811	11,726	10,305	
	61-392-000-0000-6154	Life Insurance	62	55	44	37	
	61-392-000-0000-6161	PERA	4,550	3,966	3,085	2,968	
	61-392-000-0000-6171	FICA	3,448	2,859	2,208	2,453	
	61-392-000-0000-6173	Workmans Compensation	1,193	342 -	2,844	104	
	61-392-000-0000-6174	Mandatory Medicare	806	669	516	574	
	61-392-000-0000-6357	Conferences/Schools/Workshops	575	390	355	500	
	61-392-000-0000-6417	Safety Materials	38	119	95	150	
	61-392-000-0000-6480	Equipment/Furniture<\$5,000	0	0	1,426	200	
	Program 000	Undesignated Revenue	455 -	139 -	457 -	100 -	

61 Fund Waste Management Facilities

Report Basis: Cash

<u>Account Number</u>		<u>Account Description</u>	2014 <u>Actual</u> Mo. 01 - 12	2015 <u>Actual</u> Mo. 01 - 12	2016 <u>Actual</u> Mo. 01 - 12	2017 <u>Budget</u>
398	Dept Recycling Center					
	61-398-000-0000-5480	Other Charges For Services	0	0	92 -	150 -
	61-398-000-0000-5810	Rental Income-Recycling Center	6,098 -	6,153 -	6,174 -	6,100 -
	61-398-000-0000-5936	Sale Of Recycled Aluminum & Tin	25,172 -	3,190 -	17,046 -	14,000 -
	61-398-000-0000-5937	Sale Of Recycled Glass	13,419 -	13,262 -	12,735 -	13,000 -
	61-398-000-0000-5938	Sale Of Recycled Plastics	24,241 -	22,206 -	12,552 -	15,000 -
	61-398-000-0000-5940	Sale Of Recycled Newspaper & Carc	95,054 -	68,278 -	70,451 -	66,000 -
	61-398-000-0000-5941	Sale Of Recycled Office Paper Etc	696 -	0	0	0
	61-398-000-0000-5942	Sale Of Miscellaneous Recyclable	6,379 -	5,668 -	4,020 -	5,400 -
	61-398-000-0000-5947	Transfers In-Capital Equipment	199,570 -	33,755 -	62,002 -	0
	61-398-000-0000-6101	Salaries & Wages - Permanent	204,043	198,973	191,150	202,176
	61-398-000-0000-6103	Salaries & Wages-Part Time w/o Be	0	1,025	4,982	6,000
	61-398-000-0000-6104	Salaries & Wages - Overtime	3,425	4,746	2,947	6,000
	61-398-000-0000-6151	Group Health Insurance	30,348	32,831	30,478	31,248
	61-398-000-0000-6152	HSA Contribution	3,750	3,900	5,200	5,200
	61-398-000-0000-6154	Life Insurance	250	250	250	250
	61-398-000-0000-6161	PERA	15,042	15,286	14,505	15,613
	61-398-000-0000-6171	FICA	12,779	12,613	12,069	13,279
	61-398-000-0000-6173	Workmans Compensation	134	1,520	712 -	2,421
	61-398-000-0000-6174	Mandatory Medicare	2,989	2,950	2,823	3,106
	61-398-000-0000-6201	Telephone	383	355	198	425
	61-398-000-0000-6202	Cell Phone	201	128	0	0
	61-398-000-0000-6209	Internet	515	1,215	1,214	1,200
	61-398-000-0000-6243	Membership Dues & Fees	0	50	0	50
	61-398-000-0000-6252	Natural Gas	0	0	0	9,900
	61-398-000-0000-6253	Water & Sewer	257	1,096	2,689	1,225
	61-398-000-0000-6283	Other Professional Fees	216	200	100	200
	61-398-000-0000-6291	Employee Drug & Alcohol Testing	489	43	133	120
	61-398-000-0000-6303	Vehicle Maintenance	911	244	291	1,500
	61-398-000-0000-6304	Other Machinery & Equipment Mair	761	1,155	4,581	1,000
	61-398-000-0000-6305	Building Maintenance	6,223	2,090	5,583	4,000
	61-398-000-0000-6306	Grounds Maintenance	0	173	43	300
	61-398-000-0000-6307	Uniform Maintenance	2,754	1,483	1,789	1,800
	61-398-000-0000-6309	Other-Vehicle or Boat License & Tit	96	0	96	0
	61-398-000-0000-6343	Machinery & Equipment Rental	0	0	80	0
	61-398-000-0000-6351	Insurance	6,794	6,628	1,584	0

61 Fund Waste Management Facilities

Report Basis: Cash

<u>Account Number</u>	<u>Account Description</u>	<u>2014 Actual</u> <u>Mo. 01 - 12</u>	<u>2015 Actual</u> <u>Mo. 01 - 12</u>	<u>2016 Actual</u> <u>Mo. 01 - 12</u>	<u>2017 Budget</u>
61-398-000-0000-6357	Conferences/Schools	1,730	335	445	500
61-398-000-0000-6402	Paper/Toner/Inkjet Cartridges	45	41	0	50
61-398-000-0000-6405	Office Supplies	108	77	41	100
61-398-000-0000-6411	Bldg/Grounds Supplies & Materials	2,896	2,188	1,698	3,200
61-398-000-0000-6414	Food & Beverages	51	0	0	0
61-398-000-0000-6417	Safety Materials	1,363	1,775	723	900
61-398-000-0000-6418	Processing Supplies	2,388	4,599	3,399	4,000
61-398-000-0000-6420	Other General Supplies	254	644	1,183	1,200
61-398-000-0000-6432	Other Furniture & Equipment	0	0	157	200
61-398-000-0000-6480	Equipment/Furniture<\$5,000	2,672	0	721	0
61-398-000-0000-6561	Motor Oil & Lubricants	162	326	813	500
61-398-000-0000-6562	Truck & Pick Up Parts	1,517	5,178	2,193	3,000
61-398-000-0000-6563	Equipment Repair Parts	0	1,237	1,221	1,500
61-398-000-0000-6565	Diesel Fuel	0	0	9,402	16,000
61-398-000-0000-6566	Propane	3,921	0	0	4,400
61-398-000-0000-6567	Gasoline (Unleaded)	834	463	368	700
61-398-000-0000-6569	Small Tools & Equipment	254	46	1,540	500
61-398-000-0000-6575	Tires	445	4,846	1,980	1,000
61-398-000-0000-6663	Vehicles Purchased	167,736	0	38,468	0
61-398-000-0000-6669	Equipment/Furniture>=5,000	32,495	33,755	23,534	0
61-398-000-0000-6839	Misc Disposal Costs	0	0	0	11,341
Program 000 Undesignated	Revenue	370,629 -	152,512 -	185,072 -	119,650 -
	Expend.	511,231	344,464	369,959	356,104
	Net	140,602	191,952	184,887	236,454
61-398-192-0000-5274	MN Dept of Environmental Asst-SC	0	0	360,791 -	87,500 -
61-398-192-0000-6103	Salaries & Wages-Part Time w/o Be	10,931	0	0	0
61-398-192-0000-6104	Salaries & Wages - Overtime	972	0	0	0
61-398-192-0000-6171	FICA	738	0	0	0
61-398-192-0000-6174	Mandatory Medicare	173	0	0	0
61-398-192-0000-6205	Freight	475	200	225	0
61-398-192-0000-6251	Electric	8,601	8,887	10,094	0
61-398-192-0000-6252	Natural Gas	13,213	9,894	6,703	0
61-398-192-0000-6418	Processing Supplies	0	709	0	0
61-398-192-0000-6565	Diesel Fuel	22,249	12,507	0	0
61-398-192-0000-6566	Propane (Lp)	370	3,824	4,655	0

61 Fund Waste Management Facilities

Report Basis: Cash

<u>Account Number</u>		<u>Account Description</u>	2014 <u>Actual</u> Mo. 01 - 12	2015 <u>Actual</u> Mo. 01 - 12	2016 <u>Actual</u> Mo. 01 - 12	2017 <u>Budget</u>
61-398-192-0000-6839		Misc Disposal Costs	12,057	12,304	11,300	0
61-398-192-0000-6841		Appliance Disposal	0	25	60	0
Program 192	SCORE	Revenue	0	0	360,791 -	87,500 -
		Expend.	69,779	48,350	33,037	0
		Net	69,779	48,350	327,754 -	87,500 -
Dept 398	Recycling Center	Revenue	370,629 -	152,512 -	545,863 -	207,150 -
		Expend.	581,010	392,814	402,996	356,104
		Net	210,381	240,302	142,867 -	148,954
399	Dept	Household Hazardous Waste				
61-399-000-0000-5272		MN Dept of Pollution Control Olms	6,341 -	0	0	6,200 -
61-399-000-0000-5480		Other Charges-Bulb Disposal	4,904 -	5,639 -	3,439 -	4,700 -
61-399-000-0000-5852		Cost Reimbursements	4,744 -	3,420 -	27,992 -	4,500 -
61-399-000-0000-5859		HHW Salvage Revenue	0	424 -	564 -	0
61-399-000-0000-6101		Salaries & Wages - Permanent	0	8,461	17,628	26,379
61-399-000-0000-6103		Salaries & Wages-Part Time w/o Be	0	0	0	6,000
61-399-000-0000-6104		Salaries & Wages - Overtime	0	53	0	0
61-399-000-0000-6152		HSA Contribution	0	195	780	1,040
61-399-000-0000-6153		Family Insurance Supplement	0	2,234	5,025	6,870
61-399-000-0000-6154		Life Insurance	0	8	19	25
61-399-000-0000-6161		PERA	0	639	1,322	1,978
61-399-000-0000-6171		FICA	0	469	946	2,008
61-399-000-0000-6173		Workmans Compensation	280 -	46	24 -	64
61-399-000-0000-6174		Mandatory Medicare	0	110	221	470
61-399-000-0000-6202		Cell Phone	201	128	0	0
61-399-000-0000-6203		Postage	624	702	630	700
61-399-000-0000-6241		Advertising	3,245	2,451	5,628	3,700
61-399-000-0000-6270		Software Licensing	0	0	29	0
61-399-000-0000-6291		Employee Drug & Alcohol Testing	0	0	0	50
61-399-000-0000-6309		Other-Vehicle or Boat License & Tit	48	0	64	0
61-399-000-0000-6351		Insurance	1,133	1,072	1,128	0
61-399-000-0000-6357		Conferences/Schools	0	55	0	200
61-399-000-0000-6405		Office Supplies	113	177	203	150
61-399-000-0000-6417		Safety Materials	0	0	0	50
61-399-000-0000-6418		Processing Supplies	2,163	2,390	1,473	2,500

61 Fund Waste Management Facilities

Report Basis: Cash

<u>Account Number</u>		<u>Account Description</u>	2014 <u>Actual</u> Mo. 01 - 12	2015 <u>Actual</u> Mo. 01 - 12	2016 <u>Actual</u> Mo. 01 - 12	2017 <u>Budget</u>	
61-399-000-0000-6562		Truck & Pick Up Parts	0	0	305	500	
61-399-000-0000-6565		Diesel Fuel	403	0	127	1,000	
61-399-000-0000-6575		Tires	0	998	0	0	
61-399-000-0000-6838		Hazardous Waste Disposal	0	0	0	23,038	
61-399-000-0000-6839		Residual Disposal	0	0	0	4,653	
Program	000	Undesignated	Revenue	15,989 -	9,483 -	31,995 -	15,400 -
			Expend.	7,650	20,188	35,504	81,375
			Net	8,339 -	10,705	3,509	65,975
61-399-192-0000-5274		MN Dept of Environmental Asst-SC	0	0	154,625 -	37,500 -	
61-399-192-0000-6103		Salaries & Wages-Part Time w/o Be	765	9,698	6,494	0	
61-399-192-0000-6104		Salaries & Wages - Overtime	0	720	323	0	
61-399-192-0000-6171		FICA	47	646	423	0	
61-399-192-0000-6174		Mandatory Medicare	11	151	99	0	
61-399-192-0000-6418		Collection Supplies	0	232	0	0	
61-399-192-0000-6565		Diesel Fuel	0	334	0	0	
61-399-192-0000-6838		Hazardous Waste Disposal	11,024	24,528	35,331	0	
61-399-192-0000-6839		Residual Disposal	3,340	3,950	2,761	0	
Program	192	SCORE	Revenue	0	0	154,625 -	37,500 -
			Expend.	15,187	40,259	45,431	0
			Net	15,187	40,259	109,194 -	37,500 -
Dept	399	Household Hazardous Waste	Revenue	15,989 -	9,483 -	186,620 -	52,900 -
			Expend.	22,837	60,447	80,935	81,375
			Net	6,848	50,964	105,685 -	28,475
Fund	61	Waste Management Facilities	Revenue	799,855 -	545,429 -	1,271,552 -	660,627 -
			Expend.	847,437	697,285	731,959	660,627
			Net	47,582	151,856	539,593 -	0
Final Totals		Revenue	61,417,074 -	69,169,575 -	60,384,603 -	59,720,668 -	
		Expend.	66,046,626	62,411,188	60,605,412	59,720,668	
		Net	4,629,552	6,758,387 -	220,809	0	