



GOODHUE COUNTY MINNESOTA

TO EFFECTIVELY PROMOTE THE SAFETY, HEALTH, AND WELL-BEING OF OUR RESIDENTS

GOODHUE COUNTY HEALTH & HUMAN SERVICES (GCHHS) AGENDA

AUGUST 18, 2020 10:30 A.M.

WEB ACCESS: [HTTPS://GLOBAL.GOTOMEETING.COM/JOIN/274896669](https://global.gotomeeting.com/join/274896669)

CALL IN NUMBER: 1 877 568 4106

ACCESS CODE: 274-896-669

VIRTUAL MEETING NOTICE

"Due to concerns surrounding the spread of COVID-19, it has been determined that in-person meetings or meetings conducted under Minn. Stat. 13D.02 a are not practical or prudent. Therefore, meetings that are governed by the Open Meeting Law will temporarily be conducted by telephone or other electronic means pursuant to Minn. Stat. 13D.021."

Goodhue County Health and Human Services Board will be conduct a board meeting pursuant to this section on August 18, 2020 at 10:30 a.m. via GoToMeeting platform. The board and staff will attend the meeting via GoToMeeting by video or phone. The public is welcome to monitor the meeting by logging into <https://global.gotomeeting.com/join/274896669> or calling 1 877 568 4106 beginning at 10:20 a.m. or any time during the meeting. Access Code: 274-896-669

New to GoToMeeting: Get the app now and be ready when your meeting starts
<https://global.gotomeeting.com/install/274896669>

Tips for the Virtual Meeting

1. CALL TO ORDER
2. REVIEW AND APPROVE BOARD MEETING AGENDA:
3. REVIEW AND APPROVE PREVIOUS MEETING MINUTES

Documents:

[ANNUAL MEETING MINUTES 7-21-20.PDF](#)

4. REVIEW AND APPROVE THE FOLLOWING ITEMS ON THE CONSENT AGENDA:
 - a. Child Care Licensure Approvals

Documents:

[CHILD CARE APPROVALS.PDF](#)

- b. Maternal And Child Health Block Grant

Documents:

[MCH BLOCK GRANT.PDF](#)

5. ACTION ITEMS:

a. Accounts Payable

Documents:

[ACCOUNTS PAYABLE.PDF](#)

6. INFORMATIONAL ITEMS:

a. Toward Zero Deaths (TZD) Presentation
Jessica Seide

Documents:

[TZD 8-18-20.PDF](#)

b. COVID-19 HHS Board Update
Nina Arneson

Documents:

[8-2020 COVID-19 HHS BOARD UPDATE - OUTLINE.PDF](#)

7. FYI-MONTHLY REPORTS:

a. Placement Report

Documents:

[PLACEMENT REPORT.PDF](#)

b. Child Protection Report

Documents:

[CHILD PROTECTION REPORT.PDF](#)

c. HHS Staffing Report

Documents:

[HHS STAFFING REPORT.PDF](#)

d. Child Safety & Permanency And Self-Support Index Report

Documents:

[CHILD SAFETY AND PERMANENCY AND SELF-SUPPORT INDEX REPORT 7-2020.PDF](#)

8. ANNOUNCEMENTS/COMMENTS:

9. ADJOURN

a. Next Meeting Will Be September 15, 2020 10:30 A.M.

**PROMOTE, STRENGTHEN, AND PROTECT THE HEALTH OF INDIVIDUALS, FAMILIES, AND
COMMUNITIES**

GOODHUE COUNTY
ANNUAL HEALTH & HUMAN SERVICES BOARD MEETING
MINUTES OF JULY 21, 2020

The Goodhue County Health and Human Services Board convened their annual meeting at 10:49 a.m. on Tuesday, July 21, 2020, via GoToMeeting Platform.

BOARD MEMBERS PRESENT:

Brad Anderson, Jason Majerus, Paul Drotos, Linda Flanders, Susan Johnson, Barney Nesseth and Nina Pagel.

STAFF AND OTHERS PRESENT:

Nina Arneson, Lisa Woodford, Mary Heckman, Mike Zorn, Jessica Seide, Brooke Hawkenson, Heather Arndt, and Scott Arneson.

MEETING AGENDA:

On a motion by N. Pagel and seconded by S. Johnson, the Board unanimously approved the Annual Meeting Agenda for July 21, 2020.

MEETING MINUTES:

On a motion by B. Nesseth and seconded by L. Flanders, the Board unanimously approved the Minutes of the June 16, 2020 H&HS Board Meeting.

ACTION ITEMS

On a motion by B. Anderson and seconded by L. Flanders, the Board approved the Re-Appointment of HHS Lay Board Member Susan Johnson.

Board Chair P. Drotos read the Oath of Office for Susan Johnson to be officially re-appointed a Member of the Goodhue County Health and Human Services Board, effective July 21, 2020 for a 2 year term. The official Oath of Office was signed at a later time by P. Drotos and S. Johnson.

On a motion by J. Majerus and seconded by N. Pagel, the Board unanimously approved accounts payable as presented.

On a motion by B. Anderson and seconded by J. Majerus, the Board unanimously approved the personnel request to hire internally a Social Services Lead position.

On a motion by N. Pagel and seconded by L. Flanders, the board unanimously approved the personnel request to reallocate the position to Office Services Supervisor.

ELECTION OF OFFICERS:

N. Arneson, HHS Director, sought nominations for the HHS Board Chair. P. Drotos nominated B. Nesseth, who withdrew from consideration.

N. Arneson, HHS Director, sought nominations for the HHS Board Chair. B. Nesseth nominated L. Flanders and seconded by B. Anderson. P. Drotos called to cast unanimous ballot, the Board unanimously approved L. Flanders as new HHS Board Chair.

Board Chair L. Flanders put a call for nominations of the Vice Chair. B. Nesseth nominated B. Anderson and seconded by P. Drotos. L. Flanders called to cast unanimous ballot, the Board unanimously approved B. Anderson as new HHS Vice Chair.

Board Chair L. Flanders put a call for nominations of the Secretary. B. Anderson nominated N. Pagel and seconded by P. Drotos. L. Flanders called to cast unanimous ballot, the Board unanimously approved N. Pagel as new HHS Secretary.

INFORMATIONAL ITEMS:

COVID-19 update by Nina Arneson
2nd Quarter 2020 Fiscal Report given by Mike Zorn

FYI & REPORTS:

Placement Report
Child Protection Report
Statewide Health Improvement Partnership (SHIP) Grant Letter

ANNOUNCEMENTS:

ADJOURN ANNUAL MEETING:

On a motion by S. Johnson and seconded by B. Anderson, the Board unanimously approved adjournment of this session of the Annual Health & Human Services Board Meeting at or around 12:05 p.m.

**GOODHUE COUNTY
HEALTH & HUMAN SERVICES (HHS)**



REQUEST FOR BOARD ACTION

Requested Board Date:	August 18, 2020	Staff Lead:	Kris Johnson
Consent Agenda:	<input checked="" type="checkbox"/> Yes <input type="checkbox"/> No	Attachments:	<input type="checkbox"/> Yes <input checked="" type="checkbox"/> No
Action Requested:	Approve Child Care Licensure Actions (April – August 2020)		

BACKGROUND:

Child Care Relicensures:

Child Care Licensures:

- Lisa Lundstrom Cannon Falls
- Ashley Giefer Cannon Falls

Negative Licensing Actions:

- Jodie Peterson – Order of Conditional License Kenyon
- Jynnylee Nesseth – Order to Pay Fine Zumbrota

Number of Licensed Family Child Care Homes: 80

RECOMMENDATION: Goodhue County HHS Department recommends approval of the above.

Promote, Strengthen and Protect the Health
of Individuals, Families and Communities!
Equal Opportunity Employer
www.co.goodhue.mn.us/HHS



**GOODHUE COUNTY
HEALTH & HUMAN SERVICES (GCHHS)**



REQUEST FOR BOARD ACTION

Requested Board Date:	08/18/2020	Staff Lead:	Brooke Hawkenson
Consent Agenda:	<input checked="" type="checkbox"/> Yes <input type="checkbox"/> No	Attachments:	<input checked="" type="checkbox"/> Yes <input type="checkbox"/> No
Action Requested:	Approval of Title V Maternal and Child Health Grant (MCH) Contract, Budget, and Work Plan.		

BACKGROUND:

The Title V Maternal and Child Health Grant (MCH) is a block grant is a federal-state partnership. State allocations are determined by a formula using the number of low income children in the state compared to the number of low income children in the U.S. Funds are used to support, promote, and improve the health and well-being of mothers and children including those children with special health needs. This past year this grant has also included MDH’s portion of state funding for the Follow Along Program.

The MCH block grant requires us to have a 50% match for funds we receive from MDH. Goodhue County Health and Human Services uses a combination of county level dollars as well as reimbursements from Medical Assistance and South Country Health Alliance to meet this match requirement.

Goodhue County Health and Human Services uses our MCH grant to offer Family Home Visiting to low income and high risk families. Family Home Visiting offers a variety of benefits. These visits can provide pregnancy and/or postpartum education and support, breastfeeding support, child development, infant weight checks, infant and child safety information, attachment and bonding, parenting information, and connecting families to resources.

The upcoming grant period is October 1, 2019-September 30, 2024. Our funding for October 1, 2020-September 30, 202 equates to \$41,076 for Title V and \$2,100 for the Follow Along Program. We will utilize the grant funds for salary and benefits and some travel expenses for our nursing staff.

RECOMMENDATION:

HHS recommends approval of the Title V Maternal and Child Health (MCH) grant contract, budget, and work plan to continue Family Home Visiting Services in our county.

Community Health Board Name: Goodhue County

Title V MCH Block Grant Work Plan

October 1, 2020 – September 30, 2021

Please provide a brief description of the activities you intend to support with the Title V MCH Block Grant during the period of 10/01/2020 through 09/30/2021.

Activity (Examples include home visiting, Follow Along Program, family planning services, etc.)	Population to be served (please choose from: pregnancy women, infants, children and adolescents, children with special health care needs, and other.)	Expected # of individuals/families reached	If you will be subcontracting for this activity (please list the name of subcontractor, amount of the contract, and short description of the activities they will perform.)
Home Visiting-Will include education regarding family planning	Pregnancy	20	NA
Home Visiting	Children	55	NA
Home Visiting	Infants	20	NA
Home Visiting	Children with Special Health Needs	20	NA
Follow Along Program	Children (up to 36 months)	400	NA

Exhibit B: Work Plan



Community Health Board Name: Goodhue County

Budget and Match Federal Fiscal Year 2021

Grantee information

Grantee Agency: Goodhue County Health and Human Services

Contact Person for Budgets: Denise Withers

Phone number: 651-385-2030

Email address: denise.withers@co.goodhue.mn.us

Budget Period: 10/01/2020 to 09/30/2021

This form is used to capture the summarized budget information. Please enter zero (0) in the Total Proposed Amount column if no grant funds will be expended in a line item.

Be sure to double check your calculations as errors could result in a delay in executing a grant agreement. **Use whole dollar amounts, no decimals.**

<u>Line Item</u>	<u>Title V Amount</u>	<u>FAP Amount</u>
1. Salary and Fringe	\$39201	\$2100
2. Contractual*	\$0	\$0
3. Travel	\$1875	\$0
4. Supplies and Expenses	\$0	\$0
5. Other	\$0	\$0
6. Subtotal	\$41076	\$2100
7. Indirect	\$0	\$0
8. Total	\$41076	\$2100

*9. Contractual Arrangements

List all contractual arrangements you intend to have for the federal fiscal year 2021 time period below including name of contractor if known, amount of contract, activities covered by the contract, and the dates of the services being provided.

Contractor	Annual amount of contract	Activities covered by contract	Dates of Services Provided

Exhibit D

10. Title V MCH Block Grant Match Requirements

Minnesota Statutes 145.882, subd. 3 (b) requires that a Community Health Board that receives Title V MCH Block Grant funding shall provide at least a 50 percent match for all funds received. Eligible funds that can be used to meet match requirements include funds from local property taxes, reimbursements from third parties, fees, other funds, donations, nonfederal grants, or state funds received under the local public health grant defined in section 145A.131, that are used for maternal and child health activities. Maternal and child health activities are described in Minnesota Statute 145.882, subd. 7.

List how you intend to meet your match requirements for 10/01/2020 – 9/30/2021: [The salary and benefit and travel expenses above and beyond the grant amount will be funded by local property taxes. We also receive reimbursement from medical assistance and South Country Health Alliance, which is our PMAP in Goodhue County for services provided that can be included to meet our match.](#)

Budget Instructions

This form should be used to show the total requested budget for your organization's proposed Title V MCH Block Grant activities, the required match, and Follow Along Program Activities of the time period of 10/01/2020 through 09/30/2021.

Please enter zero (0) in the Total Proposed Amount column if you do not propose to expend grant funds in a line item.

Please complete all fields on the Title V MCH Budget and Match Form.

Name of Applicant Agency – Legal name of the agency.

Name of Contact Person for Budget – Person who may be contacted for budget questions.

Phone – Telephone number of the person listed.

E-Mail – E-mail address of the person listed.

1. Salary and Fringe – The total amount that will be used during the grant period to cover salary/fringe benefits.
2. Contractual Services – The total amount that your organization will spend on contractual services. You will need to list all contractual arrangements you will have in place for 2019-2020 at the end of the form.
3. Travel – The total amount that your organization will spend on travel.
4. Supplies and Expenses – The total amount that your organization will spend on supplies and expenses.
5. Other – The total amount that your organization will spend on items that are not listed above. Please be specific (phone, rent, etc.)
6. Subtotal – The sum of lines 1 through 5.
7. Indirect Costs - The total amount of grant funds that your organization will spend for indirect costs. Indirect costs cannot exceed 10% of line 6.
8. Total – The sum of lines 6 and 7.
9. List all contractual arrangements you will be using Title V MCH Block Grant funding in 2020 to support.
10. List information on how your agency intends to meet Title V MCH Block Grant match requirements of 50 percent.

**GOODHUE COUNTY
HEALTH & HUMAN SERVICES (GCHHS)**



REQUEST FOR BOARD ACTION

Requested Board Date:	August 18, 2020	Staff Lead:	Mike Zorn
Consent Agenda:	<input type="checkbox"/> Yes <input checked="" type="checkbox"/> No	Attachments:	<input type="checkbox"/> Yes <input checked="" type="checkbox"/> No
Action Requested:	Approve July 2020 HHS Warrant Registers		

BACKGROUND:

This is a summary of Goodhue County Health and Human Services Warrant Registers for: July 2020

	Date of Warrant		Check No. Series		Total Batch
IFS	July 2, 2020	ACH	31146	31154	\$5,685.66
IFS	July 2, 2020		45167	451592	\$15,169.43
IFS	July 10, 2020	ACH	31180	31189	\$10,502.22
IFS	July 10, 2020		451698	451730	\$24,208.87
IFS	July 17, 2020	ACH	31190	31198	\$28,286.75
IFS	July 17, 2020		451731	451764	\$13,996.83
IFS	July 24, 2020	ACH	31214	31218	\$849.31
IFS	July 24, 2020		451821	451834	\$47,757.09
IFS	July 31, 2020	ACH	31345	31363	\$3,313.61
IFS	July 31, 2020		451951	452029	\$39,525.02
SSIS	July 31, 2020	ACH	31261	31286	\$68,552.18
SSIS	July 31, 2020		451872	451916	\$303,999.63
IFS	July 31, 2020	ACH	31224	31260	\$1,609.10
IFS	July 31, 2020		451866	451871	\$2,189.60
Total					\$565,645.30

RECOMMENDATION: Goodhue County HHS Recommends Approval as Presented.

Promote, Strengthen and Protect the Health
of Individuals, Families and Communities!
Equal Opportunity Employer
www.co.goodhue.mn.us/HHS





MINNESOTA
TOWARD **ZERO** DEATHS

Toward Zero Deaths

August 18, 2020

Jessica Seide, Goodhue County TZD Safe Roads coordinator



Mission

To move Minnesota toward **zero** deaths on our roads using education, enforcement, engineering and emergency medical & trauma services.



TZD Cornerstone

~~Five~~
Four “E” approach:

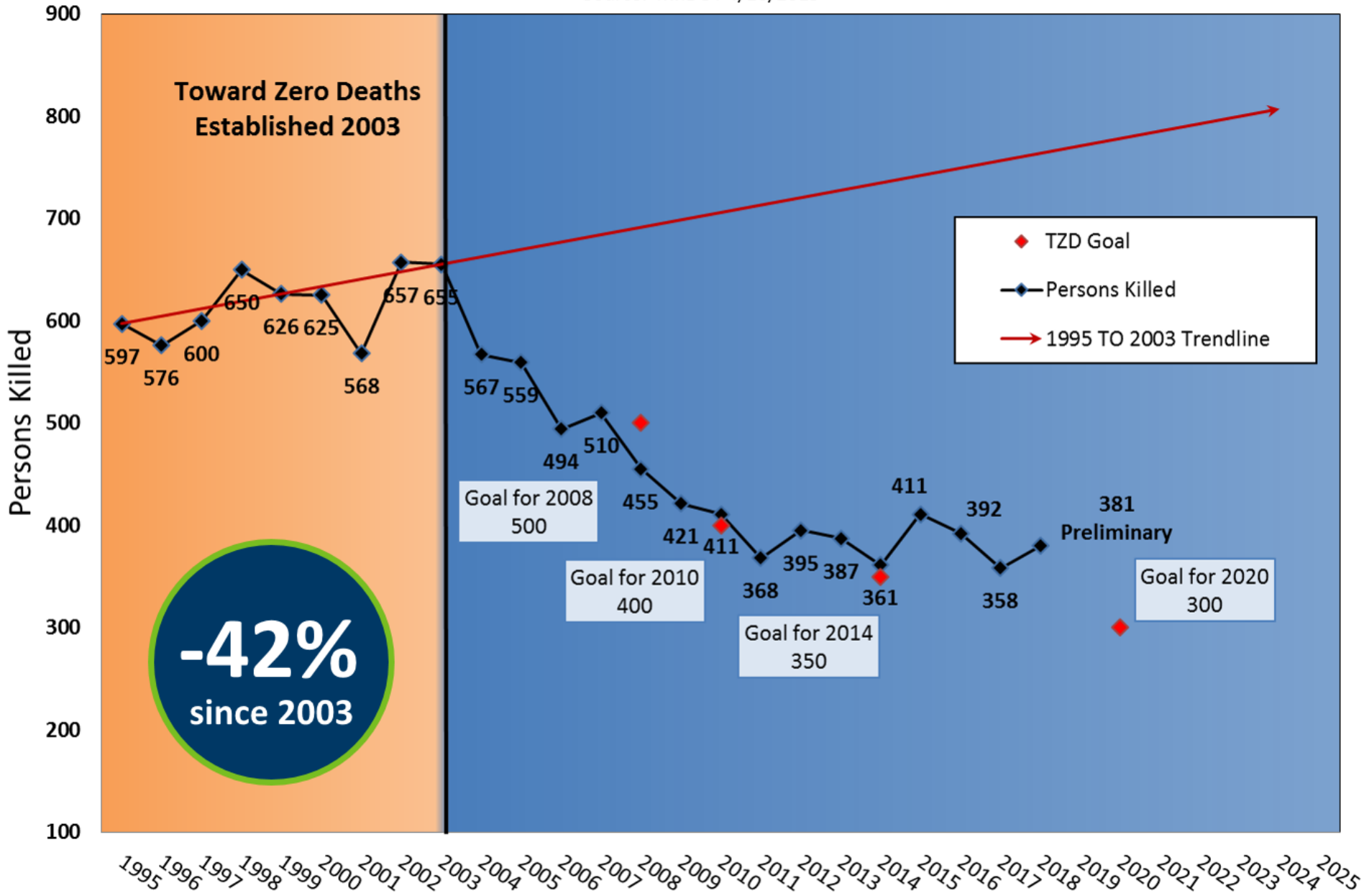


- Enforcement
- Engineering
- Education & Outreach
- Emergency Medical & Trauma Services
- **Everyone Else!**

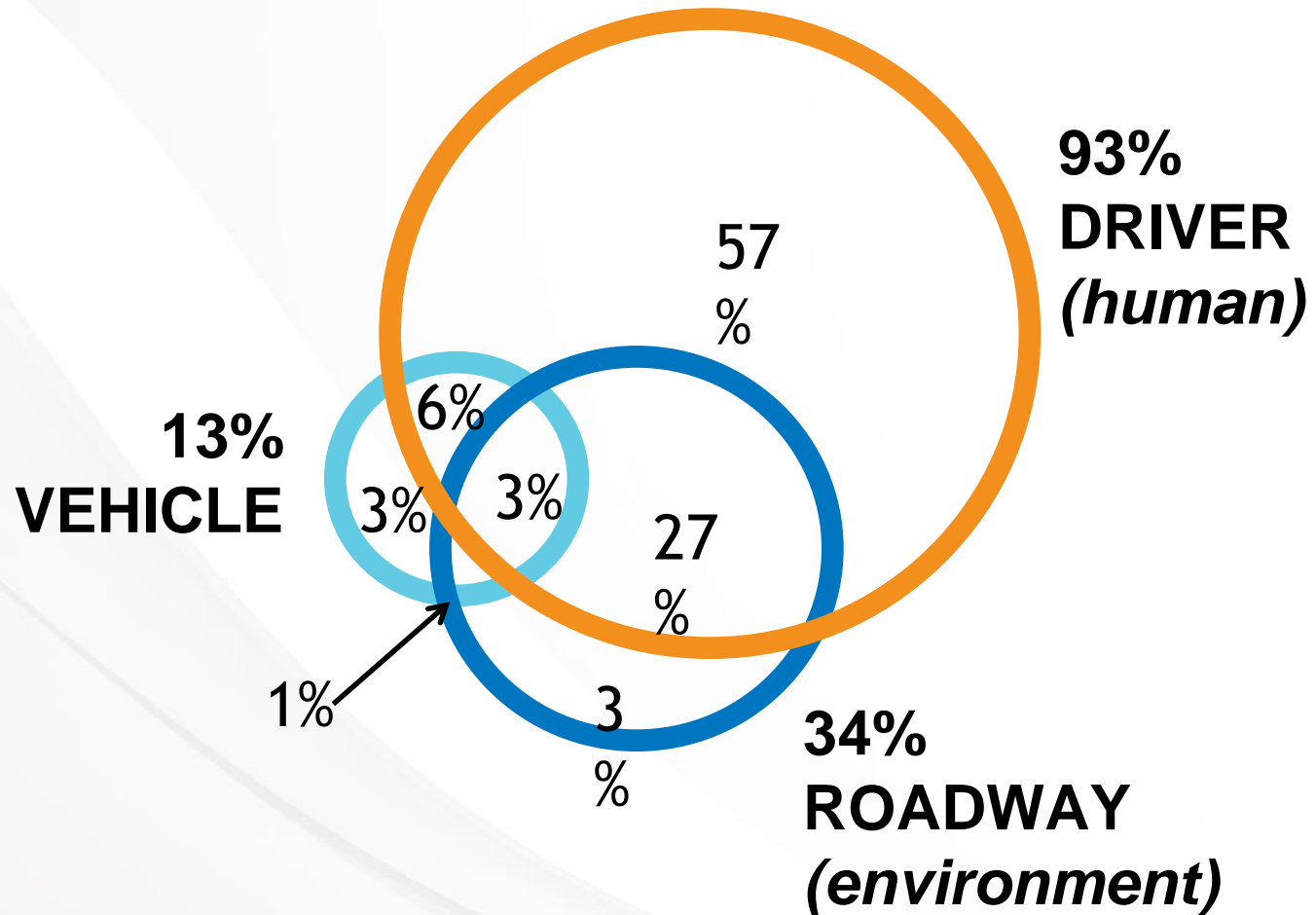
(Legislators, Judicial, Media)

Minnesota Roadway Fatalities

Source: MnDOT 4/16/2019



Factors Contributing to Crashes



Source: Treat, 1979 as cited in Highway Safety Manual

Year-to-Date Traffic-Related Deaths

As of August 14, 2020 there have been **220** traffic-related deaths on Minnesota roads, compared to **210** deaths at this time last year.



COVID-19 and Traffic Safety

- Less traffic contributed to encouraging developments on the road but also some troubling and deadly choices by drivers.
- Fatal crashes March 16-April 12:
 - 2020: 25 (29 deaths)
 - 2019: 17 (18 deaths)
 - 2018: 18 (20 deaths)
 - 2017: 18 (19 deaths)
 - 2016: 22 (23 deaths)
 - 2015: 22 (22 deaths)
- Year-over-year DWIs have declined

Culture Shift

- Traffic Safety Culture seems to be accepting that “driving” is just something you happen to be “doing”
- Safety over convenience



Goodhue County Team



- Cannon Falls Police Dept.
- Goodhue County Health and Human Services
- Goodhue County Public Works
- Goodhue County Sheriff's Office
- Kenyon Police Dept.
- Pine Island Fire Dept.
- Red Wing Police Dept.
- Red Wing Fire Dept.
- Zumbrota Police Dept.

Sober ride or DWI? The choice isn't hard.

- From Aug. 14- Sept. 7, Minnesota law enforcement agencies are increasing their efforts to get impaired drivers off our roads.
- Drunk driving isn't the only culprit they'll be looking for. Illegal drugs also contribute to impaired driving, and drivers need to pay attention to the potential risks of prescription and over-the-counter medications.



Hands Free Law

- Just turned 1!
- HandsFreeMN.org



Goodhue County



**TOWARD
ZERO
DEATHS**



**TOWARD
ZERO**

DEATHS
SOUTHEAST MINNESOTA



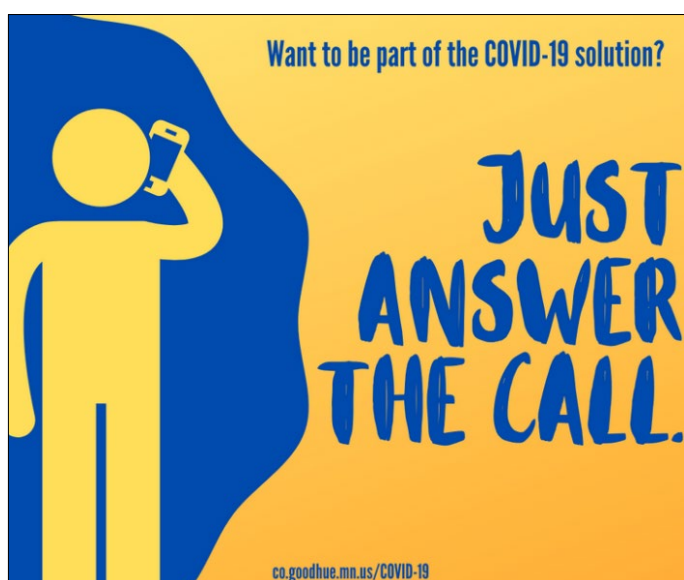
Zero is attainable — but it will take all of us working together to get there!

**TOWARD
ZERO
DEATHS**



Goodhue County Health and Human Services Board 8-18-2020 COVID-19 Update

- **COVID-19 Situation Awareness**
Nina Arneson HHS Director
- **Response Planning & Emergency Preparedness**
Heather Arndt, HHS Emergency Preparedness Coordinator
- **Response Operations**
Brooke Hawkenson, Family Health Supervisor
- **Response Communications**
Jessica Seide, Community Health Specialist / Public Information Officer
- **COOP - Agency Responsibilities**
Mary Heckman, Deputy Director & Mike Zorn, Deputy Director



Partner Area:	HHS Contact:
Churches	Heather Arndt at heather.arndt@co.goodhue.mn.us
Schools	Vicki Iocco at vicki.iocco@co.goodhue.mn.us
Center-Based Childcare	Jodi Skeen at jodi.skeen@co.goodhue.mn.us
Family Child Care Providers	Chris Reich at Chris.Reich@co.goodhue.mn.us
Hospitals and Clinics	Vicki Iocco at vicki.iocco@co.goodhue.mn.us
Long Term Care/Senior Living	Rob LaPorte at robert.laporte@co.goodhue.mn.us
Law Enforcement	Heather Arndt at heather.arndt@co.goodhue.mn.us
Emergency Medical Services	Heather Arndt at heather.arndt@co.goodhue.mn.us
Foster Care	Dayle Christiansen at davle.christiansen@co.goodhue.mn.us
Jail	Heather Arndt at heather.arndt@co.goodhue.mn.us
Home Care Agencies	Rob LaPorte at robert.laporte@co.goodhue.mn.us
Cities	David Anderson at david.anderson@co.goodhue.mn.us
Non- Profits/ Businesses	David Anderson at david.anderson@co.goodhue.mn.us Megan O'Dell at Megan.odell@co.goodhue.mn.us or
Homeless Service Providers	Gretchen Rauchwarter at gretchen@rauchwarter@co.goodhue.mn.us

For Information and Resources:

- <https://co.goodhue.mn.us/COVID-19>
- <https://www.facebook.com/qchhs>
- <https://www.health.state.mn.us/diseases/coronavirus>
- <https://mn.gov/covid19>

**GOODHUE COUNTY
HEALTH & HUMAN SERVICES (HHS)**



Monthly Report

CD Placements

CONSOLIDATED FUNDING LIST FOR JULY 2020

In-Patient Approval:

#00590455R – 44 year old male – numerous previous treatments – Vinland, Loretto
#02434077R – 49 year old male – two previous treatments – New Beginnings, Waverly
#00340310R – 31 year old male – numerous previous treatments – Cochran, Hastings
#03946218R – 30 year old male – one previous treatment – Oakridge, Rochester
#04091589R – 23 year old female – three previous treatments – MNATC, Minneapolis
#02848562 – 17 year old female – no previous treatment – MNATC, Minneapolis

Outpatient Approvals:

#00168675R – 29 year old male – three previous treatments – Midwest Recovery, Red Wing
#03295646R – 36 year old male – numerous previous treatments – NuWay, Minneapolis
#00306170R – 32 year old female – two previous treatments – Valhalla, Brooklyn Park
#05020783 – 14 year old female – no previous treatment – Nystrom & Associates, Woodbury
#01217724R – 54 year old female – four previous treatments – Valhalla, Woodbury
#06058202 – 50 year old male – no previous treatment – Common Ground, Red Wing
#00740716R – 49 year old female – one previous treatment – Moment to Moment, Red Wing
#02753452R – 34 year old male – one previous treatment – Midwest Recovery, Red Wing
#00610476R – 29 year old male – two previous treatments – Valhalla, Woodbury
#03481048R – 30 year old male – three previous treatments – Valhalla, Woodbury
#04349127R – 27 year old female – one previous treatment – Common Ground, Red Wing

Halfway House Approval: None



**GOODHUE COUNTY
HEALTH & HUMAN SERVICES (GCHHS)**



**Monthly Update
Child Protection Assessments/Investigations**

	2016	2017	2018	2019	2020
January	18	21	25	21	16
February	26	22	21	20	30
March	16	17	27	34	19
April	32	17	22	20	15
May	21	31	19	23	21
June	17	28	23	16	10
July	18	21	22	16	12
August	19	33	11	19	
September	25	20	17	25	
October	18	28	28	29	
November	22	19	22	24	
December	15	16	19	21	
Total	247	273	256	268	123

Promote, Strengthen and Protect the Health
of Individuals, Families and Communities!
Equal Opportunity Employer
www.co.goodhue.mn.us/HHS





Goodhue County
Health and Human Services

426 West Avenue
 Red Wing, MN 55066
 (651) 385-3200 • Fax (651) 267-4882

TO: Goodhue County Health and Human Services Board
FROM: Nina Arneson, GCHHS Director
DATE: August 18, 2020
RE: 2020 April - August Staffing Report

Following the Goodhue County hiring policy, below are GCHHS new hires for 2020:

Outgoing Employee	Rate of Pay *	Classification	New Employee	Rate of Pay *	Step	Hire Date
Bea Haines	\$45.57	Public Health Nurse	Krista Early	\$45.57	13	4/1/20
Krista Early	\$45.57	Registered Nurse	Jodi Skeen	\$25.58	1	4/27/20
Janneu Passow	\$27.79	Child Protection SW	Paul Correa	\$26.57	1	7/20/20
Denise Landau	\$41.69	IT Specialist	Deb Marty	\$21.22	1	7/20/20
Mary Heckman	\$64.56	Deputy Director	Kris Johnson	\$56.61	10	8/17/20
Kris Johnson	\$55.37	SS Supervisor	Katie Bystrom	\$43.02	5	8/10/20
NEW	\$28.91 Step 1	Lead Worker-Social Services	Lisa Oelkers	\$34.51	5	8/24/20

*Rate of pay does not include additional compensation factors such as FICA, Medicare, pension and individual benefit elections which are confidential.



Goodhue County Performance Report

Child Safety and Permanency and MFIP/DWP Self-Support Index July 2020

Reporting Periods

Child Safety and Permanency: Jan. 1, 2019 – Dec. 31, 2019
MFIP/DWP Self-Support Index: April 2019 – March 2020



For more information contact:
Minnesota Department of Human Services
Human Services Performance Management System
DHS.HSPM@state.mn.us | (651) 431-5780

About this Report

The purpose of this report is to share county performance data on the Child Safety and Permanency and Minnesota Family Investment Program/Diversionary Work Program (MFIP/DWP) Self-Support Index measures as they relate to the Human Services Performance Management system (referred to hereafter as the Performance Management system).

This report contains data on four measures including:

- Jan. 1, 2019 – Dec. 31, 2019 performance for Child Safety and Permanency measures,
- annualized April 2019 to March 2020 performance for the MFIP/DWP Self-Support Index measure,
- performance data trends for recent years, and
- a performance comparison to other counties in the same Minnesota Association of County Social Services Administrators (MACSSA) region.

This report compares county performance to the thresholds established for the Performance Management system. The Performance Management system defines a threshold as the minimum level of acceptable performance, below which counties will need to complete a Performance Improvement Plan (PIP) as defined in statute. For counties below the threshold, an official PIP notification—with instructions for accessing PIP forms, PIP completion directions, and available technical assistance—will be sent in addition to this report.

Counties with Small Denominators

Child Safety and Permanency - When a county has a denominator less than 20, the Performance Management team will look at overall performance across the three Child Safety and Permanency measures to determine if a PIP is needed. In this instance, a county will not be subject to a PIP if the threshold has been met on two of the three measures.

Self-Support Index - The Minnesota Family Investment Program/Diversionary Work Program Self-Support Index measure does not exclude counties with small denominators. This year's report includes a new model for the Self-Support Index; it will serve as a baseline report and PIPs will not be required.

Additional Information

Supplemental and background information about the Performance Management System can be found on CountyLink:
www.dhs.state.mn.us/HSPM.

The Self-Support Index is Changing for 2020

The three-year Self-Support Index (S-SI) is an outcome measure that tracks all adults receiving Minnesota Family Investment Program (MFIP) or Diversionary Work Program (DWP) cash assistance in a quarter, and calculates what percentage have left cash assistance or are working at least 30 hours a week during the quarter three years later. The measure focuses on what happens for people rather than program requirements.

S-SI Improvements

Recent updates to the S-SI have improved the accuracy of the range. In March of 2019, we held a meeting with county, tribal and employment services staff to get input on factors that should be included in the methodology. Based on that feedback and after testing different variables, four new variables concerning time on MFIP were added to the model. The bootstrapping/estimation method to account for similarities between agencies was also changed to improve accuracy.

The updated variables are:

- Counted months on MFIP,
- Average MFIP spell length,
- An indicator for whether the MFIP spell for the baseline quarter began within the previous 12 months, and
- An indicator for whether the youngest child in the family was older than 14, because the family would become ineligible when the youngest child turns 18.

How does this impact you?

Given the increased accuracy of the ranges, there will be a few agencies that see an increase in performance and a few that may see a decrease from what has been typical in the past. Due to the significant changes in the model and the need for agencies to see how the new model will impact them, **we have decided to close all current Performance Management PIPs for the measure and provide baseline data in this report.** The report includes data for the past year with both the previous and updated models for comparison purposes. We will resume the PIP requirement for being below the range of expected performance in 2021.

Want to know more?

Visit CountyLink, http://contrib.dhs.mn.gov/main/groups/county_access/documents/pub/DHS-321961.pdf, to learn more about the Self-Support Index and recent changes.

Performance Data by Racial and Ethnic Groups

This report provides performance data for counties by racial and ethnic groups where there were 30 or more people of a group included in the denominator. The race and ethnicity is that of the case applicant; other household members may have a different race and/or ethnicity that is not reported here.

Child Safety and Permanency

Child Safety and Permanency measures report Hispanic or Latino ethnicity separately from race. People are counted once by Hispanic ethnicity and again with their reported race, so groups added together may exceed the total number of cases.

Self-Support Index

This report does not contain performance data for counties by racial and ethnic group for the Self-Support Index.

Purpose

The racial and ethnic data included in this report is for informational and planning purposes. We encourage you to review this data to identify opportunities for improvement. As the Performance Management reports evolve, we intend to add additional demographic data to help counties better understand their performance and improve outcomes for all Minnesotans. The racial and ethnic group data included in this report does not give a complete picture of county performance, the communities being served, nor systemic inequities. The Performance Management system is not currently using this data to assess a county's need for PIPs.

No Data Available

Counties with low numbers (fewer than 30) for all but one racial or ethnic group do not have a graph of performance by racial and ethnic group available in this report.

Details for Child Safety and Permanency Measures

Ongoing Performance Reports for CSP Measures

The Child Safety and Permanency and Charts and Analysis teams at DHS recommend using the public-facing dashboards (<https://mn.gov/dhs/partners-and-providers/news-initiatives-reports-workgroups/child-protection-foster-care-adoption/child-welfare-data-dashboard/>) to check your county's ongoing performance for CSP measures. The dashboards are refreshed monthly and feature a tab for 2019 Progress/Performance information. (The SSIS Charting and Analysis reports are out-of-date following recent measure changes.)

Where to Find Measures included in the Performance Management Report on the CSP Dashboard:

	Child Repeat Maltreatment	Permanency (Reunification)	Relative Placement
Performance Management System Measures	Of all children who were victims of a substantiated maltreatment report during a 12-month reporting period, the percent who were not victims of another substantiated maltreatment report within 12 months of their initial report.	Of all children who enter foster care in a 12-month period, the percent who are discharged to permanency within 12 months of entering foster care. (Includes discharges from foster care to reunification with the child's parents or primary caregivers, living with a relative, guardianship, or adoption.)	Of all days that children spent in family foster care settings during a 12-month reporting period, the percentage of days spent with a relative.
Location on Child Safety and Protection Dashboards	Federal Performance Measures Dashboard Performance Measure: (1) Maltreatment Reoccurrence <i>Note: Performance Management measures the inverse outcome. To find your percentage for Performance Management, subtract the CSP dashboard performance data from 100.</i>	Federal Performance Measures Dashboard Performance Measure: (4) Permanency: 12 Months	State Performance Measures Dashboard Performance Measure: (3) Relative Care

New 2020 threshold for Relative Care measure: 35.7%

The 2020 threshold has been updated for the measure, *percent of days children in family foster care spent with a relative*. In order to align within DHS, Performance Management adopted the CSP threshold for this measure of 35.7%.

Timelines for Child Repeat Maltreatment and Permanency Measures

Understanding the 12-month timeline for Child Repeat Maltreatment and Permanency.

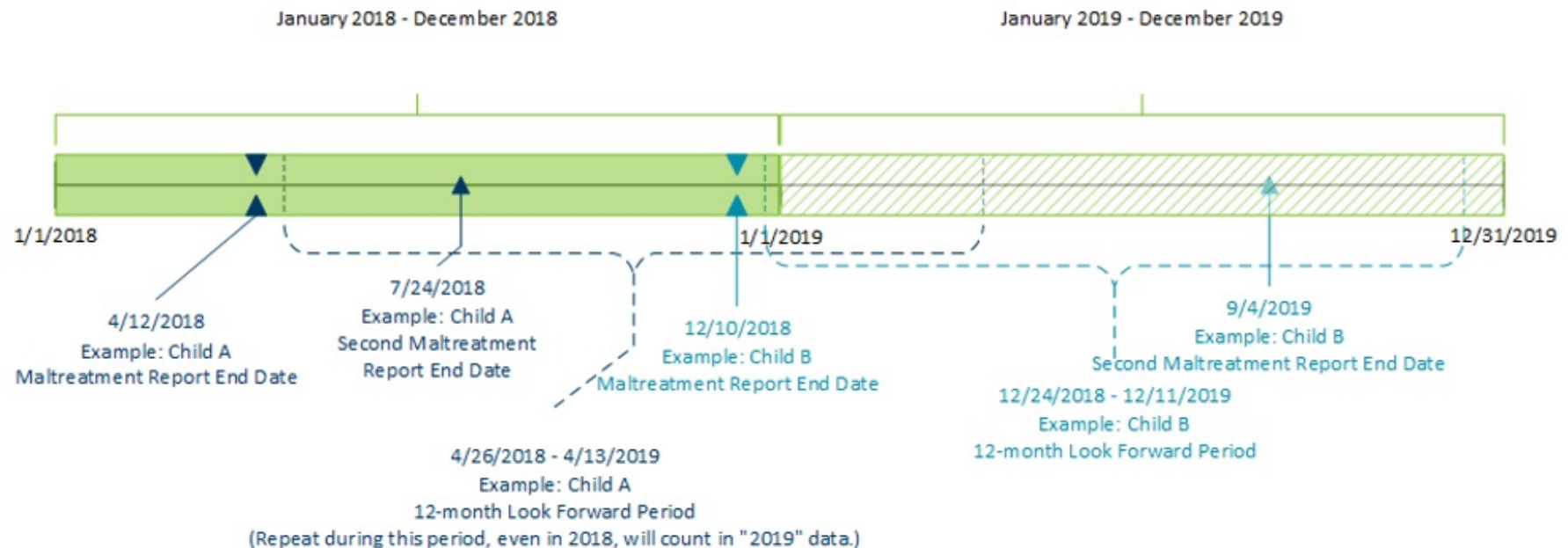
The Child Repeat Maltreatment and Permanency measures require two complete years of data to report performance. The measures use the first finding from a calendar year, plus a twelve month look forward into the reporting year for reoccurrence or discharge to permanency. The 2019 data featured in this report will have a base year of 2018 with a look forward into 2019. Note, both events related to the measure could take place in the base year of 2018.

Please see the two maltreatment examples below.

Maltreatment Examples:

Looking at cases with a child maltreatment report end date that occurred in the year prior to the year under review. When reviewing the data for 2019, we will look for maltreatment end dates in 2018.

The 12-month look forward will look for recurrence with a child maltreatment report end date that is both greater than 14 days after the first identified child maltreatment report end date and less than 366 days after the first identified child maltreatment report end date.



Percent of children with a substantiated maltreatment report who do not experience a repeat substantiated maltreatment report within 12 months.

What is this measure?

Of all children who were victims of a substantiated maltreatment report during a 12-month reporting period, the percent who were not victims of another substantiated maltreatment report within 12 months of their initial report.

Why is this measure important?

County social services should increase the likelihood that children are safe from abuse and neglect. When a maltreatment determination is made, there is a heightened responsibility of the county to mitigate the threat of future harm to children. A repeat maltreatment determination indicates that the risk for the child has not been fully mitigated.

What affects performance on this measure?

- Service factors that may influence this measure are the availability of the service array within the community; funding sources for services; support for the agency service plan by public partners, partnerships with schools, law enforcement, courts and county attorneys; the culture of the agency; and clear support and guidance from the Department of Human Services (DHS).
- Staff factors that may influence this measure are the maturity, experience, and training of staff; the availability of experienced supervisors with sufficient time/workloads to mentor staff; adequate staffing capacity; turnover; and sufficient cultural responsiveness for diverse populations.
- Participant factors that may impact this measure are poverty; chemical use; economic stability; cultural perception of minimally adequate parenting as compared to ideal parenting; and the availability of safety net support for the parents from family, friends, and the community.
- Environmental or external factors that may impact this measure are community understanding of cultural differences in child rearing, the diversity of new immigrant populations, existing cultural biases, and the availability of transportation and available housing.

Percent of children with a substantiated maltreatment report who do not experience a repeat substantiated maltreatment report within 12 months.

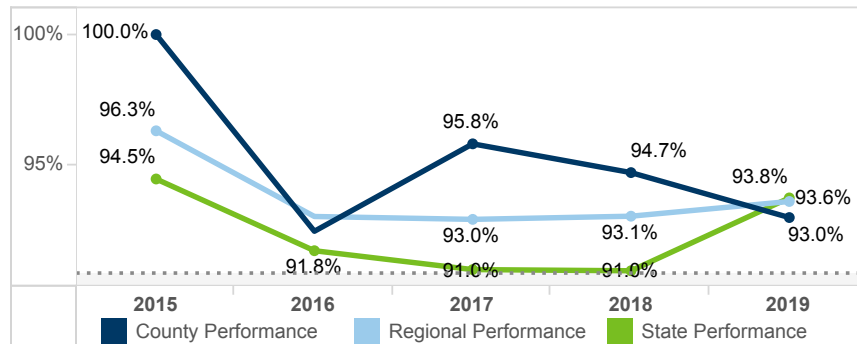
County Performance by Year

	2015	2016	2017	2018	2019
County Performance	100.0%	92.5%	95.8%	94.7%	93.0%
Denominator	25	40	72	57	43

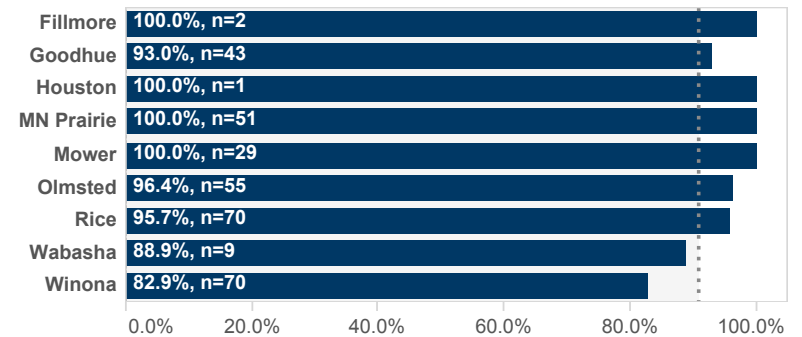
Goodhue County PIP Decision

Performance is equal or above Threshold of 90.9% for Maltreatment Reoccurrence, PIP not required

County/Region/State Performance Trends



Current Regional Performance



No Data Available

Counties with low numbers (fewer than 30) for all but one racial or ethnic group do not have a graph of performance by racial and ethnic group available in this report. Additional information may be available upon request, please contact DHS.HSPM@state.mn.us for additional information.

*The dotted line on each graph indicates the measure threshold of 90.9%.

Percent of children discharged from out-of-home placement to permanency in less than 12 months.

What is this measure?

Of all children who enter foster care in a 12-month period, the percent who are discharged to permanency within 12 months of entering foster care. (Includes discharges from foster care to reunification with the child's parents or primary caregivers, living with a relative, guardianship, or adoption.)

Why is this measure important?

For children removed from their birth family, the timely establishment of permanency is an important indicator of county efforts to ensure children have permanent families.

What affects performance on this measure?

- Service factors that may influence this measure are the availability of the service array within the community; funding sources for services; support for the agency service plan by public partners, partnerships with schools, law enforcement, courts, and county attorneys; the culture of the agency; clear support and guidance from DHS; and the willingness of courts and county attorneys to engage in planning for families rather than waiting for perfection.
- Staff factors that may influence this measure are the maturity, experience, and training of staff; the availability of experienced supervisors with sufficient time/workloads to mentor staff; adequate staffing capacity; turnover; and sufficient cultural responsiveness for diverse populations.
- Participant factors that may influence this measure are a family history of maltreatment; poverty; chemical use; economic stability; cultural perceptions of minimally adequate parenting as compared to ideal parenting; safety net support for the parents from family, friends, and the community; the availability of affordable housing options; and accessible transportation.
- Environmental or external factors that may influence this measure are economic conditions that support low income families, "blame and punish" societal attitude toward parents who have failed, and the economy.

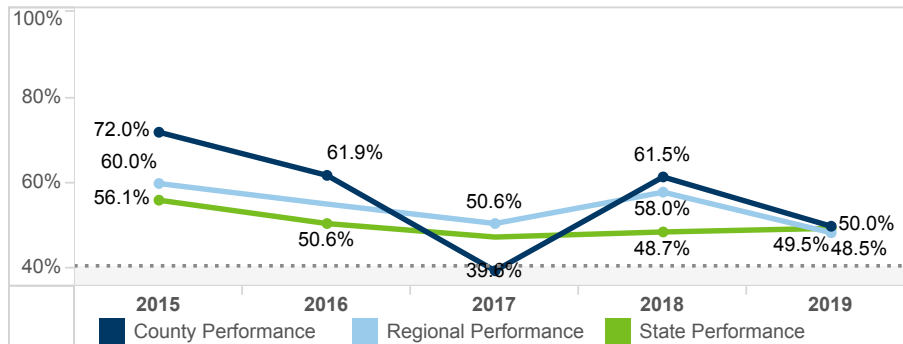
Percent of children discharged from out-of-home placement to permanency in less than 12 months.

County Performance by Year

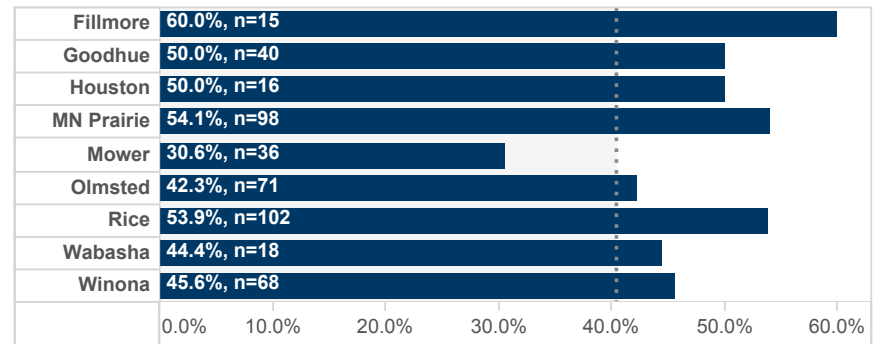
	2015	2016	2017	2018	2019
County Performance	72.0%	61.9%	39.6%	61.5%	50.0%
Denominator	25	42	48	52	40

Goodhue County PIP Decision
Performance is equal or above Threshold of 40.5% for Permanency, PIP not required

County/Region/State Performance Trends



Current Regional Performance



No Data Available

Counties with low numbers (fewer than 30) for all but one racial or ethnic group do not have a graph of performance by racial and ethnic group available in this report. Additional information may be available upon request, please contact DHS.HSPM@state.mn.us for additional information.

*The dotted line on each graph indicates the measure threshold of 40.5%.

Percent of days children in family foster care spent with a relative.

What is this measure?

Of all days that children spent in family foster care settings during a 12-month reporting period, the percentage of days spent with a relative.

Why is this measure important?

Relationships with relatives are a source of continuity for children whose lives have been disrupted by abuse or neglect. There is an emphasis on establishing and supporting important relationships in children's lives through placement with relatives.

What affects performance on this measure?

- Service factors that may influence this measure are the cultural appreciation of the importance of relatives as compared to professional parenting; systems to help identify and find family members; economic support for relative caretakers; accommodations in licensing standards for relatives; the culture of the agency; clear support and guidance from DHS; and the conflict between relative placement and the stability of remaining in the same neighborhood and school.
- Staff factors that may influence this measure are the maturity, experience, and training of staff; the availability of experienced supervisors with sufficient time/workloads to mentor staff; adequate staffing capacity; turnover; and the ability of staff to engage relatives in the government process.
- Participant factors that may influence this measure are a family history of maltreatment; disqualifying factors; hostile family relationships; distrust of the system; poverty; chemical use; economic stability; and the availability of safety net support for the parents from family, friends, and the community.
- Environmental or external factors that may influence this measure are timeliness of locating relatives; cultural norms that blame parents; community understanding of cultural differences in child rearing; the diversity of new immigrant populations; existing cultural biases; and the availability of transportation and available housing.

Goodhue County Performance

Outcome: Children have the opportunity to develop to their fullest potential.

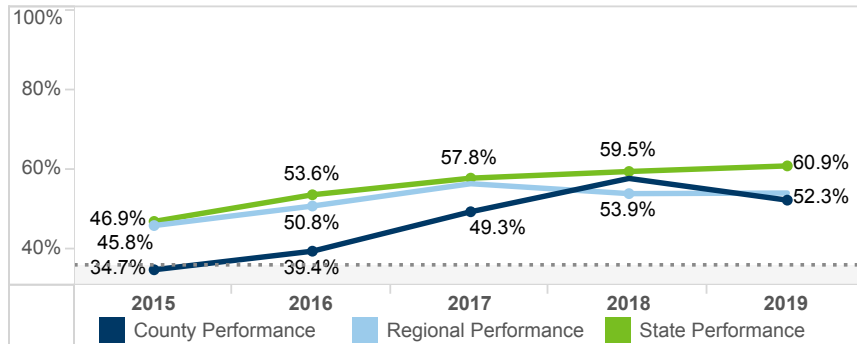
Percent of days children in family foster care spent with a relative.

County Performance by Year

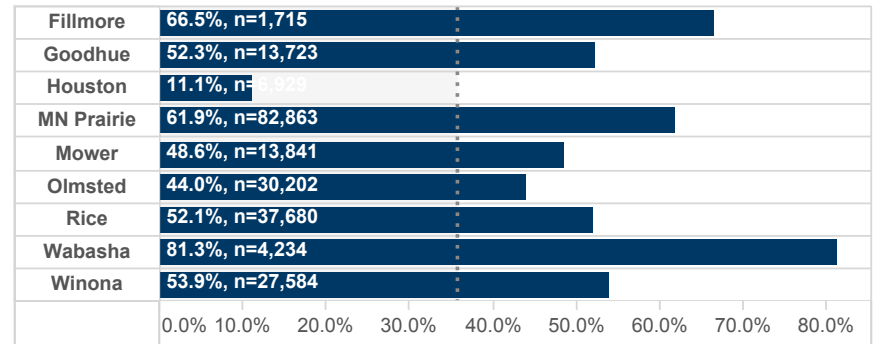
	2015	2016	2017	2018	2019
County Performance	34.7%	39.4%	49.3%	57.8%	52.3%
Number of Cases	71	86	91	86	79

Goodhue County PIP Decision
No PIP Required – Performance is equal to or above the threshold of 35.7%.

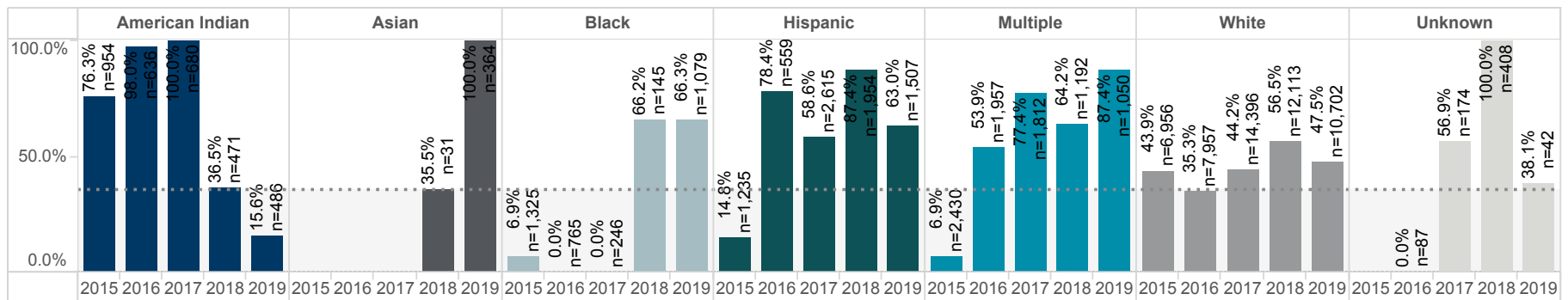
County/Region/State Performance Trends



Current Regional Performance



County Performance by Racial and Ethnic Group



*The dotted line on each graph indicates the measure threshold of 35.7%.

Minnesota Family Investment Program/Diversionsary Work Program Self-Support Index.

What is this measure?

The MFIP/DWP Self-Support Index (S-SI) is the percent of adults eligible for MFIP or DWP that are off cash assistance or are on and working at least 30 hours per week three years after a baseline quarter. The Range of Expected Performance (REP) is a target range individual to each county or tribe that controls for variables beyond the control of the county, including caseload characteristics and economic variables.

Why is this measure important?

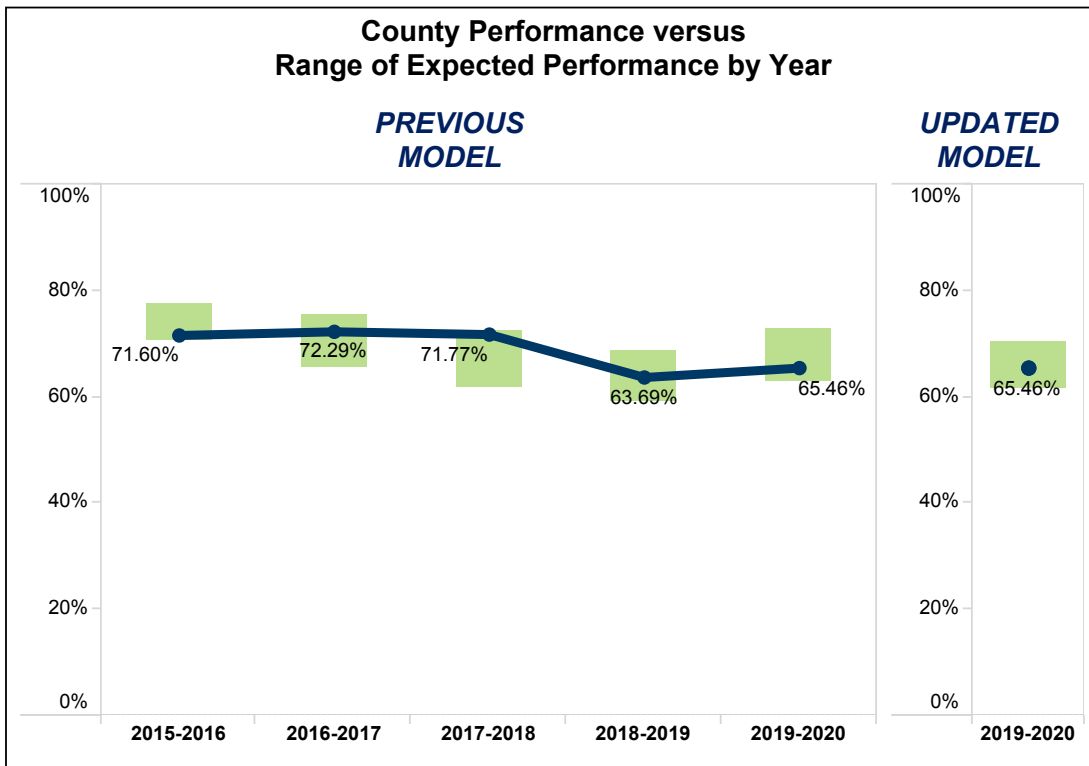
Providing support that allows families the opportunity to attain and maintain employment is an essential role of county government. Counties, service providers and tribes contribute to and support employment through providing employment services and coordinating other resources such as housing, child care, and transportation that support a person's ability to get and keep a job.

What affects performance on this measure?

- Service factors that may affect this measure include the quality of the employment plan, communication between county financial workers and employment service agencies, lack of interface between the DHS and Department of Employment and Economic Development's (DEED) administrative databases, availability and convenience of work supports such as child care assistance and transportation; work activity requirements of the federal Work Participation Rate (WPR) performance measure; recruitment of employers and relationships with employers; and complexity of program rules for both the participant and the staff.
- Staff factors that may affect this measure include staff education, training, and experience; caseload size, understanding of program policies; turnover; and time needed for program documentation.
- Participant and environmental/external factors that may affect this measure are controlled for in the formula used to calculate each county's unique REP for the Self-Support Index.

Minnesota Family Investment Program/Diversionsary Work Program Self-support Index.

Goodhue County PIP Decision
BASELINE YEAR – No PIP Required.
 Performance is within the Range of Expected
 Performance for 2019/2020.



**Regional Performance
Updated 2020 S-SI Model**

County	Performance	REP-Lower	REP-Upper
Fillmore County	80.08%	76.27%	82.08%
Freeborn County	71.32%	68.85%	76.27%
Goodhue County	65.46%	61.69%	70.39%
Houston County	69.20%	72.88%	79.03%
MNPrairie County Alliance	72.16%	59.93%	86.48%
Mower County	76.27%	74.14%	80.86%
Olmsted County	72.32%	71.53%	77.83%
Rice County	78.26%	72.14%	79.58%
Wabasha County	75.00%	70.97%	77.00%
Winona County	63.05%	63.47%	70.52%

Performance Compared to Range of Expected Performance

■ Below
 ■ Within