



GOODHUE COUNTY MINNESOTA
TO EFFECTIVELY PROMOTE THE SAFETY, HEALTH, AND WELL-BEING OF OUR RESIDENTS

BOARD OF COMMISSIONERS AGENDA

**EOC CONFERENCE ROOM
GOODHUE COUNTY LAW ENFORCEMENT CENTER
RED WING, MN**

**NOVEMBER 2, 2021
1:00 P.M.**

**THIS MEETING WILL BE IN PERSON OR YOU
MAY JOIN FROM YOUR COMPUTER, TABLET OR SMARTPHONE.**

[HTTPS://GLOBAL.GOTOMEETING.COM/JOIN/175905245](https://global.gotomeeting.com/join/175905245)

You can also dial in using your phone.

United States (Toll Free): **1 877 309 2073** United States: **+1 (571) 317-3129**

Access Code: 175-905-245

New to GoToMeeting? Get the app now and be ready when your first meeting starts:

[HTTPS://GLOBAL.GOTOMEETING.COM/INSTALL/175905245](https://global.gotomeeting.com/install/175905245)

WORKSHOP PRESENTATION

Documents:

2022 Budget Workshop 11-2-21.pdf
Memo for 11.2.21 Board Meeting.pdf
ARPA Budget.pdf
Partnership Program Outline.pdf



Goodhue County

2022-23 PRELIMINARY BUDGET AND LEVY

WORKSHOP
NOVEMBER 2, 2021

To Effectively Promote the Safety, Health, and Well-Being of Our Residents



Topics for Discussion

- American Rescue Plan (ARPA)
- Debt Services
- Capital Plan
- Compensated Absences
- 2022-2023 Budget & Levy Update
- County Tax Rate



2021-2026 ARPA Program

	2021 Obligated	2022 Obligated	2023 Obligated	2024 Obligated	2025 Perform	2026 Perform	Total Funds	Possible Reductions
GENERAL GOVERNMENT								
Administration								
ARPA Administration Oversight	150,000	175,000	175,000	175,000			675,000	
Administration Communications Assistant Position	25,000	100,000	125,000	125,000			375,000	
Legal Secretary Position	33,000	93,000	65,000				191,000	
Government Center Entrance Assistant	14,000	60,000	61,100	62,628			197,728	
Contingency	408,986						408,986	
Total							1,847,714	

To Effectively Promote the Safety, Health, and Well-Being of Our Residents



2021-2026 ARPA Program

	2021 Obligated	2022 Obligated	2023 Obligated	2024 Obligated	2025 Perform	2026 Perform	Total Funds	Possible Reductions
Cyber Security								
Migrate from on premise Exchange Email server to Microsoft Cloud	50,000		50,000	50,000			150,000	
Improve Current Data Backup Capacity and Methods	50,000						50,000	
Multi-Factor Authentication (MFA) for all network connections		50,000					50,000	
Implement standardized, county-wide, mandatory Information Security Training		7,500					7,500	
Implement Endpoint Detection & Response (EDR) Software		25,000					25,000	
Implement Web Application Firewall (WAF)		25,000					25,000	
Implement Security Incident and Event Management (SIEM) Tools		30,000					30,000	
Total							337,500	(337,500)
Information Technology Capital Plan								
Voice Firewall		2,000					2,000	
Video Security Storage		15,000					15,000	
Cyber Security Hardware		31,500					31,500	
Data Backup Storage		40,000					40,000	
Security System Hardware Upgrades		10,000					10,000	
Network Security Monitoring		20,000					20,000	
Total							118,500	(118,500)

To Effectively Promote the Safety, Health, and Well-Being of Our Residents



2021-2026 ARPA Program

	2021 Obligated	2022 Obligated	2023 Obligated	2024 Obligated	2025 Perform	2026 Perform	Total Funds	Possible Reductions
Water Infrastructure Project - Clean Water State Revolving Fund								
Closed Landfill Program		2,750,000					2,750,000	
Total							2,750,000	
Broadband Infrastructure Partnership Program								
Grants with Partnerships with Cities and Townships	100,000	500,000	500,000	500,000			1,600,000	
Total							1,600,000	
Digitizing County Proceedings								
Board Meeting Minutes	50,000	50,000					100,000	
Parcel Split Information	50,000	50,000					100,000	
Total							200,000	

To Effectively Promote the Safety, Health, and Well-Being of Our Residents

	2021 Obligated	2022 Obligated	2023 Obligated	2024 Obligated	2025 Perform	2026 Perform	Total Funds	Possible Reductions
SHERIFF'S EMERGENCY MANAGEMENT - COMMUNICATIONS								
Civil/Patrol								
25 Portable Radios		136,530					136,530	
20 Mobile Radios		107,000					107,000	
Secure Mobile Radio		7,500					7,500	
20 Portable Radios			110,850				110,850	
21 Mobile Radios			110,250				110,250	
Optimizer for Radios			30,000				30,000	
Total							502,130	(502,130)
County-wide Communications Infrastructure								
Aspen Microwave		61,300					61,300	
6 Consolettes		48,000					48,000	
Paging Quantar: Sandhill		14,000					14,000	
Radio Site Security Enhancement		11,500					11,500	
Cannon Falls Tank Reconditioning		50,000					50,000	
Access Control to Towers		4,000					4,000	
Cannon Falls Microwave			54,410				54,410	
Pine Island Tower HVAC Units 1 & 2			20,450				20,450	
2 Concolettes			16,000				16,000	
1 Consolette			8,000				8,000	
Sandhill Microwave				51,785			51,785	
Motorola PTP 600 Microwave (LEC)				19,230			19,230	
Pine Island DC Plan Replacement				17,530			17,530	
Cannon Falls Tower HVAC Units 1 & 2				21,130			21,130	
Cannon Falls DC Plant Replacement				16,905			16,905	
Aspen DC Plant Replacement				15,885			15,885	
Aspen Tower HVAC Units 1 & 2				19,285			19,285	
Total							449,410	(449,410)

To Effectively Promote the Safety, Health, and Well-Being of Our Residents

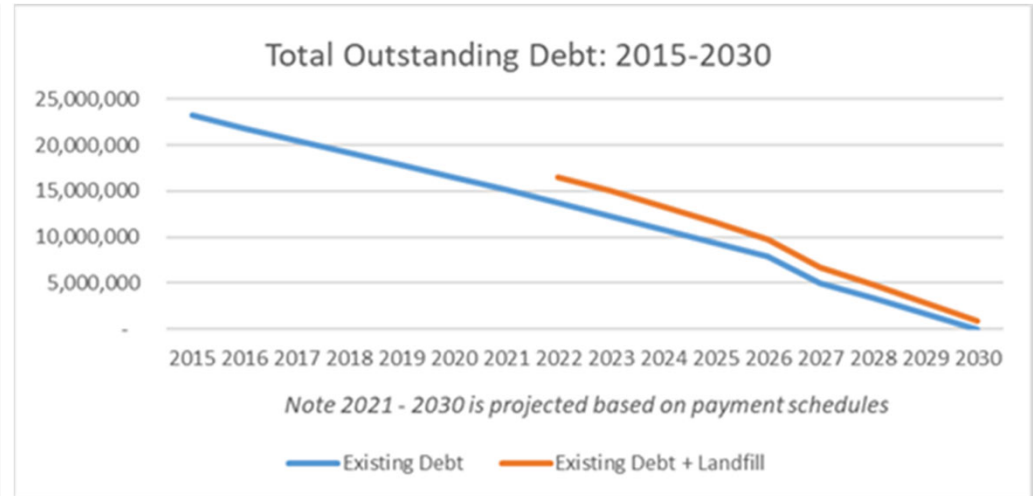
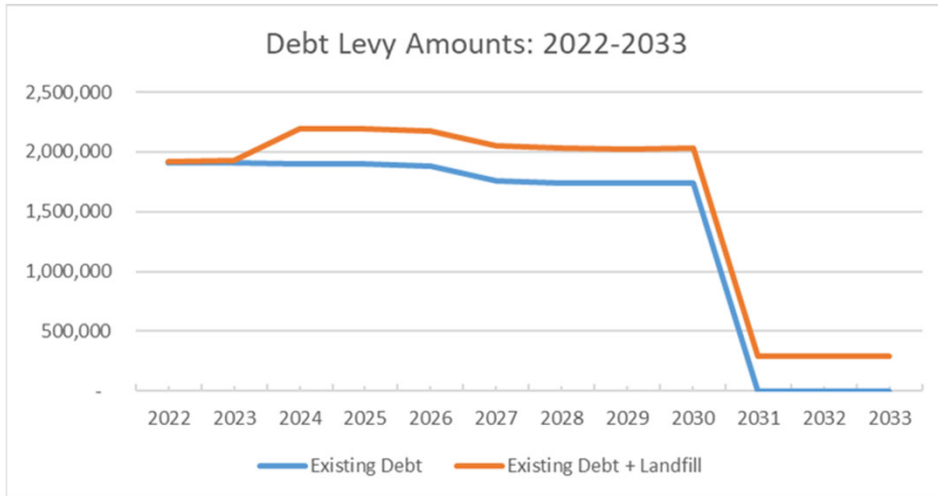
	2021 Obligated	2022 Obligated	2023 Obligated	2024 Obligated	2025 Perform	2026 Perform	Total Funds	Possible Reductions
Adult Detention Center								
13 Portable Radios		37,000					37,000	
ADC Bidirectional Antenna System		28,300					28,300	
Total							65,300	(65,300)
Dispatch								
Remote 911 Phone Consoles	52,000						52,000	
Total							52,000	(52,000)
Emergency Services								
Paging Quantar: Aspen		14,000					14,000	
Total							14,000	(14,000)
FACILITY MAINTENANCE								
Government Center								
HVAC Roof Top Unit Replacement		116,000					116,000	
HVAC Liebert A/C Unit 1 & 2 Replacement		20,000					20,000	
HVAC Boardroom Ductwork Mods		45,000					45,000	
HVAC Liebert A/C Unit 1 & 2 Replacement			88,174				88,174	
HVAC Boardroom Ductowrk Mods			10,373				10,373	
Total							279,547	new
Sheriff's Building								
Chiller Capacitor Banks & Reliefs		16,500					16,500	
Master Control & Dispatch A/C Replacement			62,241				62,241	
Total							78,741	new

	2021 Obligated	2022 Obligated	2023 Obligated	2024 Obligated	2025 Perform	2026 Perform	Total Funds	Possible Reductions
FINANCE AND TAXPAYER SERVICES								
Elections								
Election Poll Pads for all precincts	220,000						220,000	new
HEALTH AND HUMAN SERVICES								
Mental Health Expansion								
Early Intervention/Crisis Mental Health Worker		80,000	80,000	80,000			240,000	
Grants and Projects administered by Child and Family Collaborative		125,000	125,000	125,000			375,000	
Projects administered by Mental Health Coalition		50,000	50,000	50,000			150,000	
Increased promotion and marketing of current programs such as Family Home Visiting, Mobile Crisis, SERCC		50,000	50,000	50,000			150,000	
Total							915,000	
COVID Booster Clinics		25,000	25,000	25,000			75,000	(75,000)
BUSINESS AND NON-PROFIT ASSISTANCE								
Relief Assistance								
Small Business Economic Assistance		50,000	50,000	50,000			150,000	
Daycare Start-up Projects Grants with Cities and Twps.	25,000	50,000	50,000	50,000			175,000	
Aid to Nonprofit Organizations through the United Way		25,000	25,000	25,000			75,000	
Aid to Nonprofit organization - YMCA Business Resiliency	20,000						20,000	
Total							420,000	
HOUSING ASSISTANCE								
Relief Assistance								
Landlord/Housing Assistance Programs	25,000	25,000					50,000	
New Housing Development Programs	40,000	200,000	200,000	200,000			640,000	
Total							690,000	
Totals	\$ 1,312,986	\$ 5,430,630	\$ 2,141,848	\$ 1,729,378	\$ -	\$ -	\$ 10,614,842	\$ (1,613,840)

To Effectively Promote the Safety, Health, and Well-Being of Our Residents

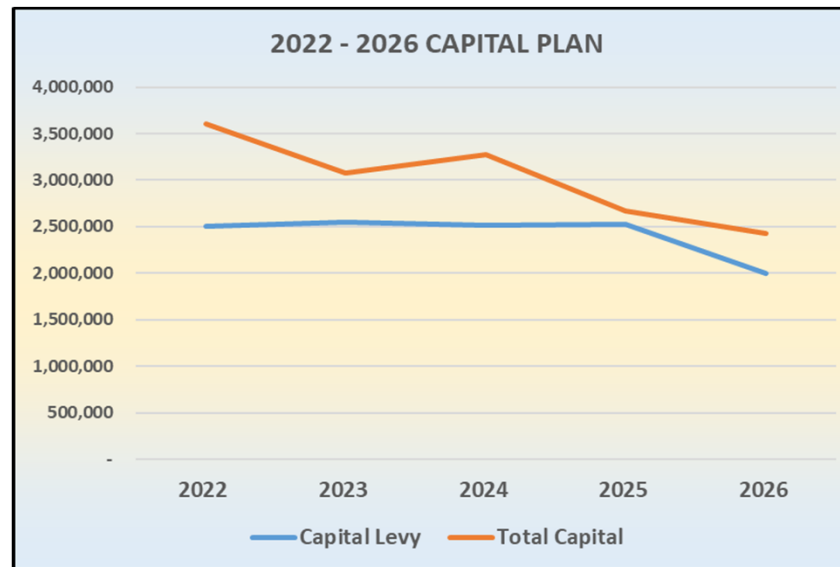


2022-2033 Debt Amounts





2022-2026 Capital Plan Assumptions



TOTAL CAPITAL	2022	2023	2024	2025	2026
Total Expenditures	\$ 3,608,153	\$ 3,078,803	\$ 3,275,329	\$ 2,670,671	\$ 2,425,614
Total Capital Levy	\$ 2,506,032	\$ 2,553,302	\$2,512,764	\$2,530,312	\$2,002,673

To Effectively Promote the Safety, Health, and Well-Being of Our Residents



2022-2026 Capital Plan Revenue Sources

REVENUE SOURCE	2022	2023	2024	2025	2026
Operating Levy	195,317	255,750	139,470	29,698	76,883
State / Federal Grants	90,700	51,494	167,573	49,911	198,100
Reserved Fund Balance - Dedicated	27,500	57,468	81,195	6,300	147,958
Reserved Fund Balance - Unassigned	371,104	-	374,328	54,450	-
American Rescue Plan	417,500	160,788	-	-	-
Capital Levy	2,506,032	2,553,302	2,512,764	2,530,312	2,002,673
Total Capital	3,608,153	3,078,803	3,275,329	2,670,671	2,425,614

CAPITAL LAYOUT BY CLASSIFICATION	2022	2023	2024	2025	2026
Building	739,562	459,973	708,871	358,057	374,823
Vehicles	1,301,694	1,126,030	1,284,230	1,087,619	914,843
Contractors Equipment	372,578	450,727	523,985	512,213	296,136
Miscellaneous Personal	293,064	462,328	137,383	32,729	132,323
Electronics	901,255	579,745	620,861	680,053	707,489
Total Capital	3,608,153	3,078,803	3,275,329	2,670,671	2,425,614

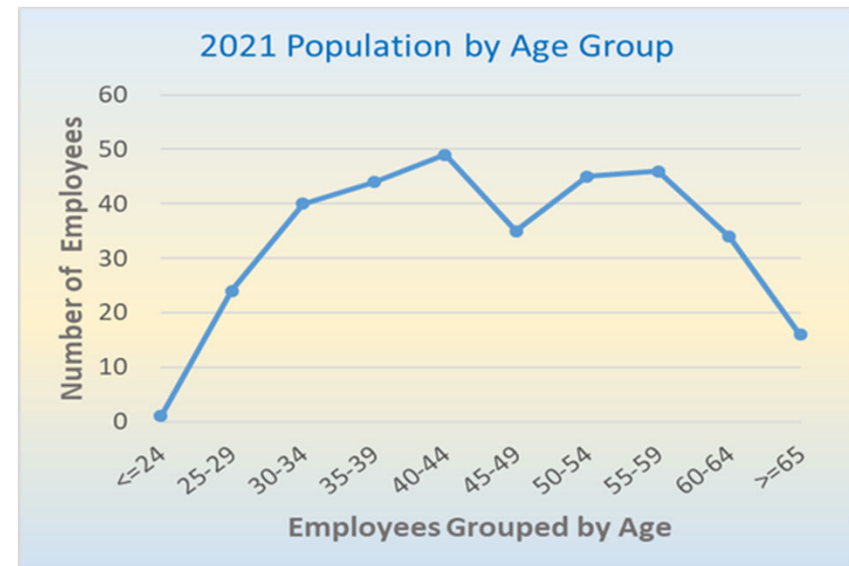
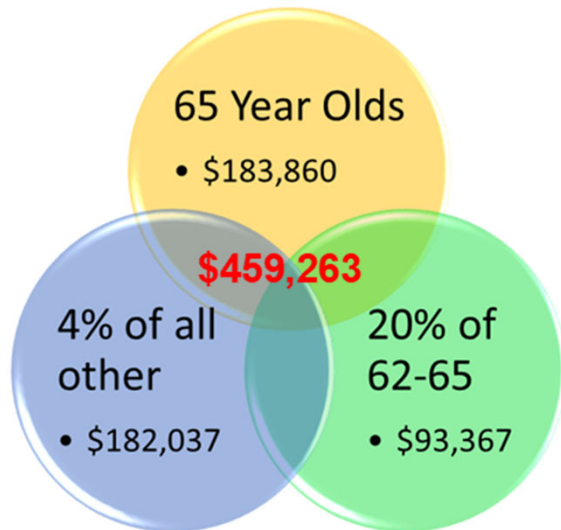


2022-2026 Compensated Absences

Proposed Plan	2020	2021	2022	2023	2024	2025	2026
Beginning Balance:	\$ 489,576	\$ 312,804	\$ 248,541	\$ 400,820	\$ 335,869	\$ 360,510	\$ 352,072
Revenue:							
MCIT Dividend	146,291	145,000	145,000	145,000	145,000	145,000	145,000
Ley Amt.	250,000	250,000	375,000	384,375	393,984	403,834	413,930
Expenses:	573,063	459,263	367,721	594,326	514,343	557,272	514,795
=65	309,431	183,860	56,435	307,832	218,953	241,771	172,578
<65>=62* .2	95,935	93,367	120,909	100,416	100,709	117,206	136,613
4% of Everyone Else	200,682	182,037	190,377	186,078	194,682	198,296	205,603
Ending Balance	\$ 312,804	\$ 248,541	\$ 400,820	\$ 335,869	\$ 360,510	\$ 352,072	\$ 396,206



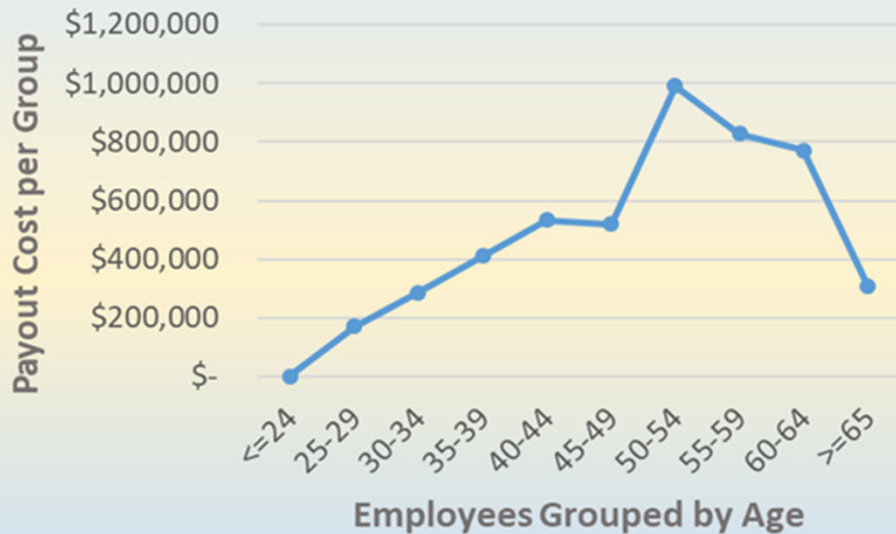
2022-2026 Compensated Absences



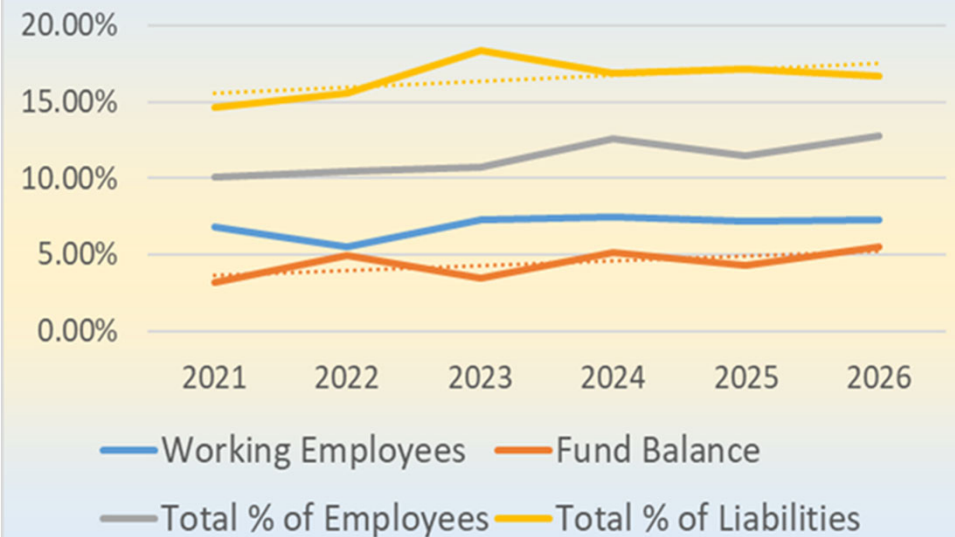


2022-2026 Compensated Absences

2021 Payout Cost by Age Group



Percent of Employees Covered by Program





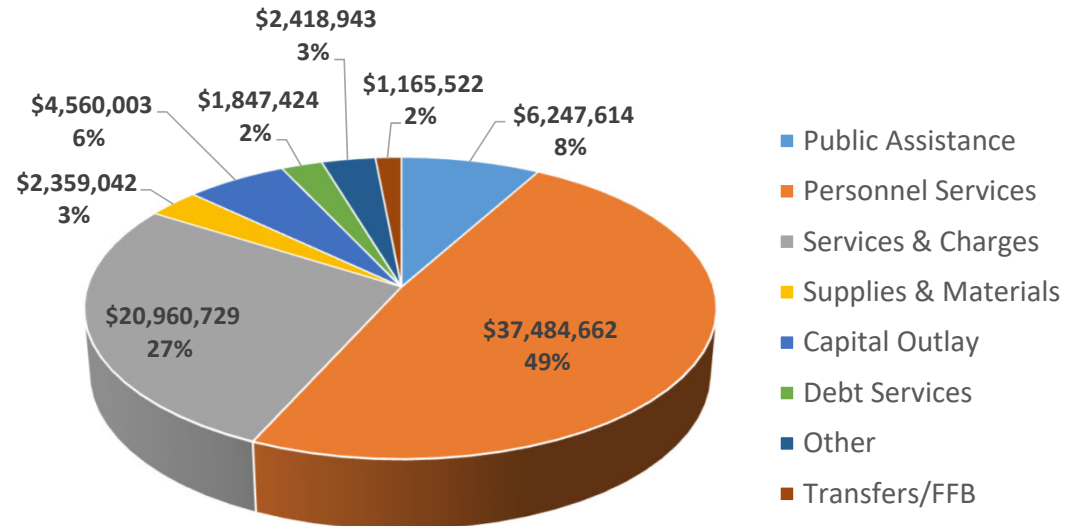
Proposed Budget & Levy

2022

Budget = \$77,043,939

Levy = \$40,138,812

Increase over 2021 levy of \$2,239,703 (5.91%)



2023

Budget = \$76,690,366

Levy = \$42,576,558

Increase over proposed 2022 levy of \$2,231,912 (5.56%)

To Effectively Promote the Safety, Health, and Well-Being of Our Residents



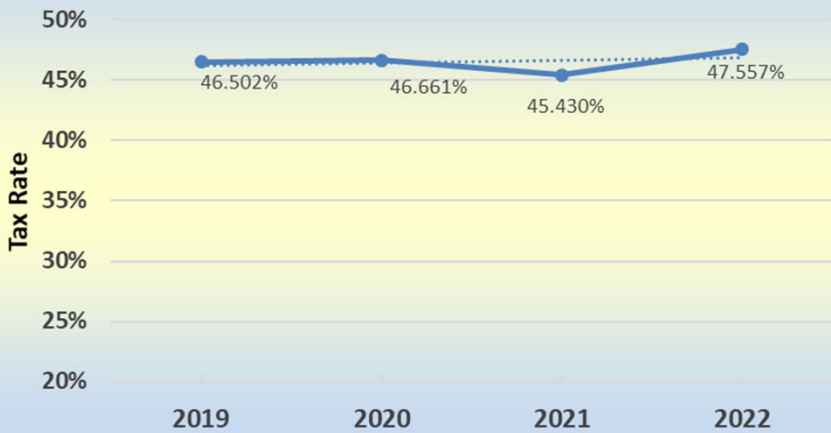
Proposed Budget & Levy

- Outside agency funding updates
- Open enrollment health care adjustments
- ARPA adjustments
- Compensation study
- Other



2022 Proposed Tax Rate

Goodhue County Tax Rates



Taxation Calculation	2022 Proposed	2021 Final
Estimated Market Value	\$ 214,100	\$ 214,100
Apply MV Exclusion	(17,971)	(17,971)
Taxable Market Value	196,129	196,129
Residential Class Rate (1.0%)	x 1.00%	x 1.00%
Net Tax Capacity	= 1,961	1,961
Local Tax Rate(s)	x 47.557%	x 45.440%
Estimated Net Tax	= \$932.59	= \$891.08
Difference from 2021		= \$41.51



Questions/Comments

To Effectively Promote the Safety, Health, and Well-Being of Our Residents



Brian J. Anderson
Goodhue County Auditor/Treasurer
Goodhue County Finance & Taxpayer Services

Brian.anderson@co.goodhue.mn.us
509 W. Fifth St.
Red Wing, MN 55066
Phone (651) 385-3032

TO: County Board of Commissioners
FROM: Brian J. Anderson, Goodhue County Auditor/Treasurer
SUBJECT: Budget Update & Discussion
DATE: November 2, 2021

As Goodhue County continues to research ways to spend the ARPA funds, it also continues to finalize the 2022 Budget along with all the components that are essential to it. At this time, staff would like to go over some salient components of the Budget including the following that you will find within this document:

- ARPA Program Updates
- Debt Service Program
- Broadband Infrastructure Partnership Program
- Capital Plan Update
- Compensated Absences
- County Tax Rate Update

ARPA Program Updates

On August 17, 2021, the County Board approved its first ARPA Program and Budget knowing that it would continually require discussion and amendments as more guidance would be released from the U.S. Treasury. At this time, as many counties have decided to do, staff will provide an update to the Board but will recommend waiting on the larger or unclear items until Final Guidance is issued. Staff would like to inform the Board of proposed ARPA budget changes as well as potential alternative funding sources.

Revenue Replacement Update:

Staff found out additional information regarding the revenue replacement formula on Friday. ARPA contains a separate category of expenditures for Revenue Replacement in which funds can be used for the Provision of Government Services. These funds are designed to cover shortfalls in revenue, as such, they can be spent on a wide variety of items. These funds cannot however be used to offset a reduction in revenue caused by a decrease in tax rate or as contributions to pension funds. This category is limited to a reduction in "General Revenues" as defined by the Act. A calculation is performed in order to arrive at a potential reduction in revenue and includes assumed growth rates. This calculation can be made using the Cash, Modified Accrual, and Full Accrual methods of accounting. Based on our calculations we have arrived at a Revenue Reduction of \$1,534,495 using the Full Accrual method of accounting. This calculation has been reviewed by a financial advisor. We previously did not believe the County had a Revenue Reduction based on the Interim Calculation submitted as required on August 31,

2021. The previous calculation was based off Fiscal Year financial information for periods ending June 30th. We can discuss the possible uses for these funds at the meeting.

Amended ARPA Budget Items:

The attached \$9,001,002. ARPA Budget shows line-item detail in each of the designated areas. Staff has made some proposed changes to the ARPA Budget, subject to further discussion, as outlined below. Note staff has also included an updated budget formatted by specific expenditure categories as published by the Treasury.

General Government

1. The amounts for the Administration positions have been updated as outlined.
2. The Contingency funds are recommended to be added to the budget which can then later be reallocated by the Board.
3. The Cyber Security items totaling \$337,500 have been cut as it appears they are not an eligible use of ARPA Funds.
4. The Information Technology Capital Plan items are not eligible and will be placed back in the Capital Plan.
5. At this time, we believe that the Closed Landfill Program, Broadband Infrastructure, and Digitizing of County Proceedings are all eligible. However, staff will review the Final Guidance from the U.S. Treasury before recommending final approval of the Landfill expenditure.

Sheriff's Emergency Management Communications

6. Upon further research it appears that The Sheriff's Emergency Management Equipment does not qualify. Staff has received two independent opinions from a financial advisor and the County's own auditor. Therefore, these items have been placed back into the Capital Plan. The Final Guidance should give us further clarity.

Facility Maintenance

7. New items under Facilities Maintenance consisting of air handling units that came out of the Capital Plan, have been added in the amount of \$358,288.

Finance - Elections

8. The Election Poll Pads, which will be discussed at an upcoming COW, have been added for all precincts with a cost of \$220,000. The Poll Pads will increase election line speed and therefore reduce crowding within Polling Places.

Health and Human Services

9. The Health and Human Services Department has updated the Mental Health Expansion budget, which has increased from \$675,000 to \$915,000. It is also being recommended that the COVID Clinics could be eliminated.

Business and Non-Profit Assistance

10. Business, Non-Profit, and Daycare Start-up Project Assistance would remain in the budget as a combined item.

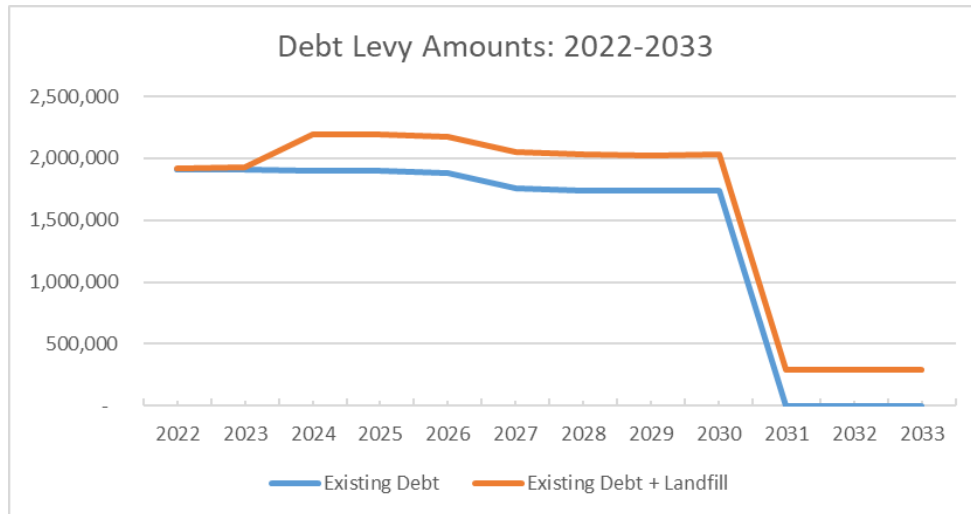
Housing Assistance

11. Housing Assistance remains the same at \$690,000.

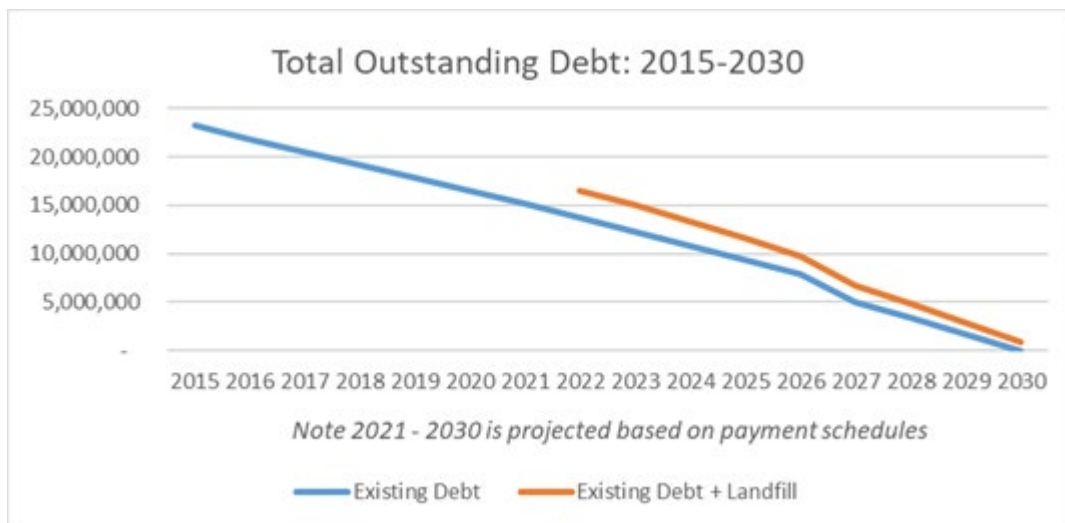
Again, with many of these items staff is certain that the County can spend the funds on them but with a few of the larger items, such as the Closed Landfill Program, we will want to review the Final Guidance before expending the funds. Staff will go over the ARPA Budget in detail at the meeting to receive a consensus on the items.

Debt Service Program

If it is determined that the Board will not allow the use of ARPA funds to be used to pay for the Closed Landfill Program, then the Program could be paid for by either spending down fund balance or issuing bonds. The current debt levy excluding a new debt issuance is approximately \$1,900,000 per year.



It is estimated that issuing bonds to pay for the Closed Landfill Program will cost Goodhue County approximately \$290,000 per year for ten years. This equates to a 0.34% tax rate increase for ten years. It is also estimated that the total expense including issuance costs and interest related to the bonds would be approximately 9.4% of the proceeds.



Broadband Infrastructure Partnership Program

Staff continues to meet and discuss ways to disburse the ARPA funds to expand broadband in Goodhue County. Thus far, and as presented at the County's Technology Committee on Thursday, staff has created a process similar to that of DEEDs outlined as follows:

1. The County will advertise the Broadband Infrastructure Partnership Program to local internet providers, cities and townships.
2. Internet providers or townships can then submit the County's Application to the County's IT Department.
3. The County will review and score the Application and work with the applicant.
4. The applicant will then sign an Agreement with the County, which will be approved by the Board.

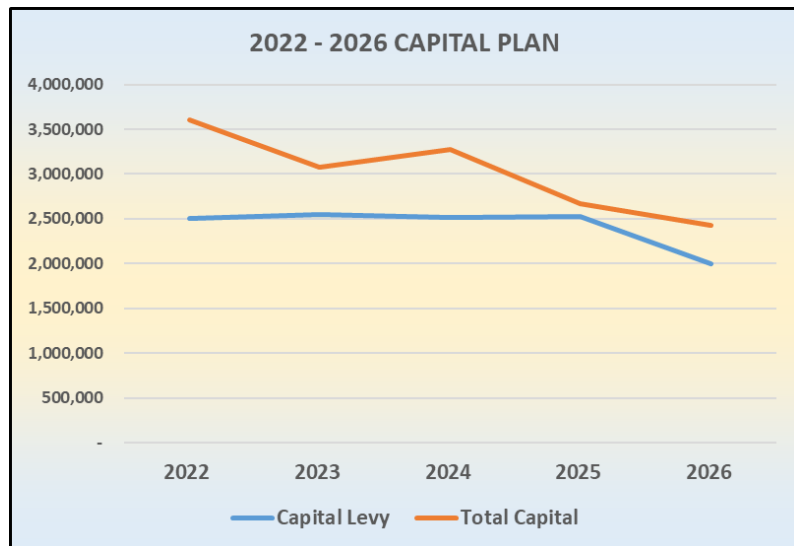
Please find attached in your packet the following:

1. Broadband Infrastructure Partnership Program
2. Broadband Partnership Application
3. Broadband Partnership Application Selection and Award Process
4. Broadband Development Agreement

Capital Plan Update

The 2022-2026 Capital Plan has been updated to reflect the changes in the ARPA Program. Staff is able to keep the capital levy at a steady \$2.5m or less over the next four years. The Finance Director is proposing to use some of the County's unassigned fund balance in 2022, 2024, and 2025 in order to keep the levy down as set back in September.

However, as stated in the County's 2020 Audit, the County has been building up its cash reserve for the past four years to where our fund balance to expenditures ratio is above 50%. Therefore, using \$371,104 will only slightly reduce the ratio to about 50%. Furthermore, funds will be carried forward from 2021 to 2024 to assist with a purchase in 2024 so the Fund Balance is expected to have additional funds placed there in 2023. The graph



above shows the total amount of capital expenditures along with amount paid for with capital levy dollars, which is relatively flat. In addition the spreadsheet below show the capital items by revenue source and then by classification. A copy of the Capital Plan is attached.

REVENUE SOURCE	2022	2023	2024	2025	2026
Operating Levy	195,317	255,750	139,470	29,698	76,883
State / Federal Grants	90,700	51,494	167,573	49,911	198,100
Reserved Fund Balance - Dedicated	27,500	57,468	81,195	6,300	147,958
Reserved Fund Balance - Unassigned	371,104	-	374,328	54,450	-
American Rescue Plan	417,500	160,788	-	-	-
Capital Levy	2,506,032	2,553,302	2,512,764	2,530,312	2,002,673
Total Capital	3,608,153	3,078,803	3,275,329	2,670,671	2,425,614

CAPITAL LAYOUT BY CLASSIFICATION	2022	2023	2024	2025	2026
Building	739,562	459,973	708,871	358,057	374,823
Vehicles	1,301,694	1,126,030	1,284,230	1,087,619	914,843
Contractors Equipment	372,578	450,727	523,985	512,213	296,136
Miscellaneous Personal	293,064	462,328	137,383	32,729	132,323
Electronics	901,255	579,745	620,861	680,053	707,489
Total Capital	3,608,153	3,078,803	3,275,329	2,670,671	2,425,614

Compensated Absences

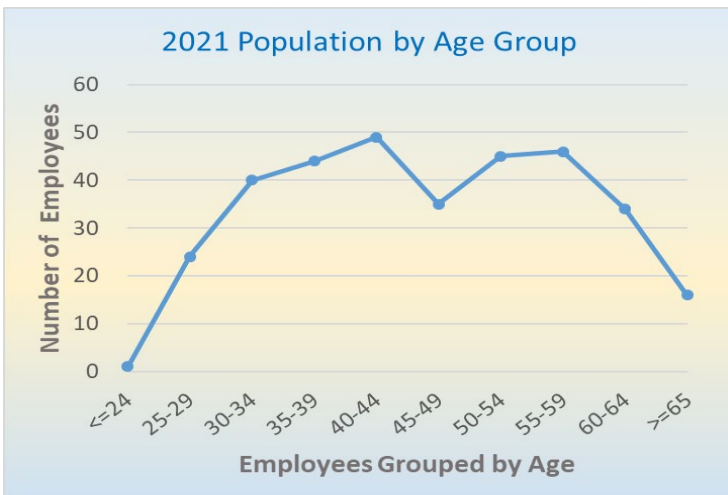
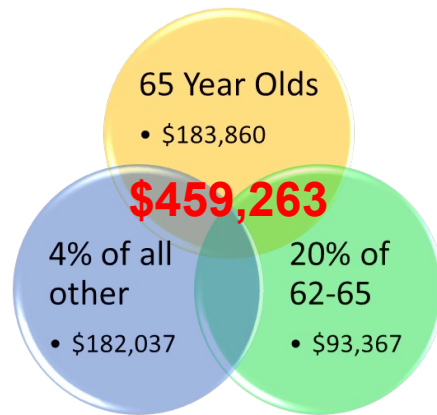
2021 Compensated Expenses:

About two years ago the finance director analyzed the compensated absences fund account activity and created a formula to address the continued reduction in fund balance. This is another fund that is updated monthly but will be analyzed every year. At this time staff is recommending that the County place an additional \$125,000 into that fund for a total contribution of \$375,000 per year. Staff is also recommending that the annual contribution increase by 2.5% every year being the fund expense activity is really based on employee wages, which generally increase every year. The spreadsheet below shows the proposed annual contribution in light blue. To offset these costs, staff is recommending that the additional contribution comes from the amount that the County used to place in Building Contingencies, which has a fund balance of \$1.327m.

Proposed Plan	2020	2021	2022	2023	2024	2025	2026
Beginning Balance:	\$ 489,576	\$ 312,804	\$ 248,541	\$ 400,820	\$ 335,869	\$ 360,510	\$ 352,072
Revenue:	396,291	395,000	520,000	529,375	538,984	548,834	558,930
MCIT Dividend	146,291	145,000	145,000	145,000	145,000	145,000	145,000
Levy Amt.	250,000	250,000	375,000	384,375	393,984	403,834	413,930
Expenses:	573,063	459,263	367,721	594,326	514,343	557,272	514,795
=65	309,431	183,860	56,435	307,832	218,953	241,771	172,578
<65>=62* .2	95,935	93,367	120,909	100,416	100,709	117,206	136,613
4% of Everyone Else	200,682	182,037	190,377	186,078	194,682	198,296	205,603
Ending Balance	\$ 312,804	\$ 248,541	\$ 400,820	\$ 335,869	\$ 360,510	\$ 352,072	\$ 396,206

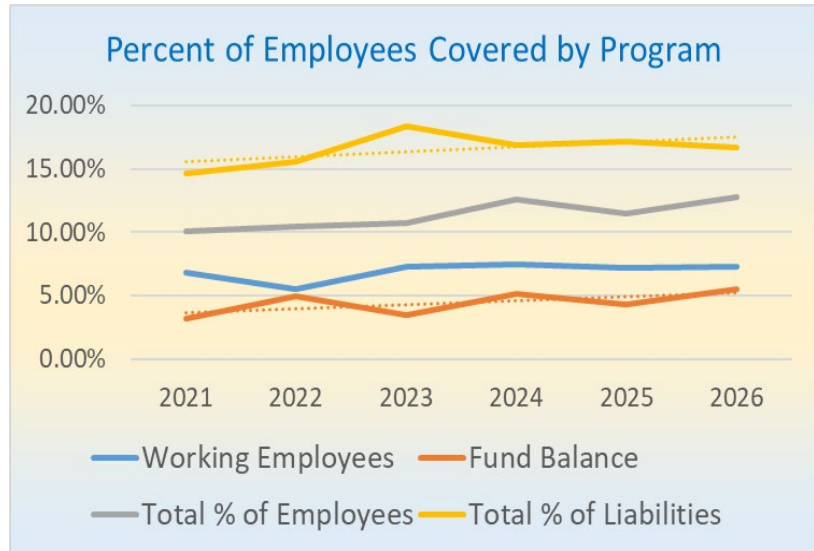
The formula I derived would be to set funds aside for everyone over the age of 65, 20% for those between the ages of 62-65, and 4% of everyone else. These calculations are using each employee's actual liability they would be owed upon departure.

As an example on the right, last year I calculated the 2021 forecasted expenditures to be \$459,263. The September Fund Balance Report shows expenses for the Compensated Absences at \$397,971 for the year, with three months remaining. The following graphs illustrate the County's employees, which was used in my analysis and which is why we are recommending the funding increase.



Proposed 2022-2026 Plan:

Ultimately, the main goal is to ensure that there are enough funds being set aside to address the expenses. Liabilities (expenses) don't necessarily have to match revenues on an annual basis. We project these expenses using a five year model to ensure an adequate fund balance is maintained. Currently, our reserves show we can cover 14% of our liabilities, but by setting more funds aside, we will be able to cover 17% of the liabilities out of this fund. On average, this is actually a big difference and trending in the right direction.

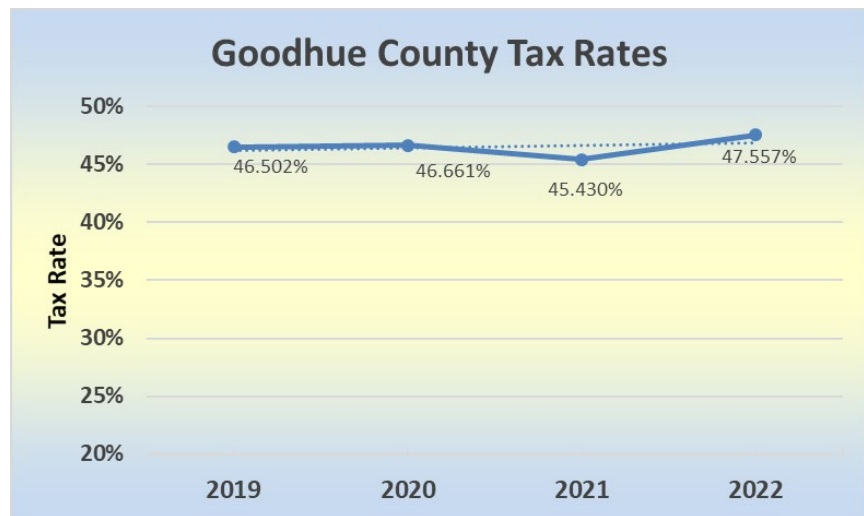


The blue line on the graph represents the percent of employees covered by the annual contribution into compensated absences; the orange line represents the percent of employees covered by the fund balance of compensated absences; the gray line represents the combination of the blue and orange line for the number of average employees; and the yellow line represents the percent of total liabilities covered. Again, in order to avoid these large increases, I am recommending the proposed increase to \$375,000 along with a 2.5% increase thereafter. Staff will update its analysis on an annual basis and bring back any recommended changes in the future. The Compensated Absences fund will continue to show up on the monthly Fund Balance Report for the Board to follow.

County Tax Rate Update

Now that the utility companies have settled their appeals with the State of Minnesota, Goodhue County has figured its tax rate to be 47.557%. This equates to \$932.59 on the median house in Goodhue County valued at \$214,100.

The main reason for the increase is due to the over \$82,989,000 (over 7%) reduction in market value that the utility companies received from the State. If these decreased values were not negotiated with the State after the Preliminary had to be approved, then the tax rate would be approximately 44.527% or a reduction of 0.903% from the 2021 rate.



Taxation Calculation	2022 Proposed	2021 Final
Estimated Market Value	\$ 214,100	\$ 214,100
Apply MV Exclusion	(17,971)	(17,971)
Taxable Market Value	196,129	196,129
Residential Class Rate (1.0%)	x 1.00%	x 1.00%
Net Tax Capacity	= 1,961	1,961
Local Tax Rate(s)	x 47.557%	x 45.440%
Estimated Net Tax	= \$932.59	= \$891.08
Difference from 2021		= \$41.51

Goodhue County
American Rescue Plan Act Budget
11/2/2021

	2021 Obligated	2022 Obligated	2023 Obligated	2024 Obligated	2025 Perform	2026 Perform	Total Funds	Possible Reductions
GENERAL GOVERNMENT								
Administration								
ARPA Administration Oversight	150,000	175,000	175,000	175,000			675,000	
Administration Communications Assistant Position	25,000	100,000	125,000	125,000			375,000	
Legal Secretary Position	33,000	93,000	65,000				191,000	
Government Center Entrance Assistant	14,000	60,000	61,100	62,628			197,728	
Contingency	408,986						408,986	
Total							1,847,714	
Cyber Security								
Migrate from on premise Exchange Email server to Microsoft Cloud	50,000		50,000	50,000			150,000	
Improve Current Data Backup Capacity and Methods	50,000						50,000	
Multi-Factor Authentication (MFA) for all network connections		50,000					50,000	
Implement standardized, county-wide, mandatory Information Security Training		7,500					7,500	
Implement Endpoint Detection & Response (EDR) Software		25,000					25,000	
Implement Web Application Firewall (WAF)		25,000					25,000	
Implement Security Incident and Event Management (SIEM) Tools		30,000					30,000	
Total							337,500	(337,500)
Information Technology Capital Plan								
Voice Firewall		2,000					2,000	
Video Security Storage		15,000					15,000	
Cyber Security Hardware		31,500					31,500	
Data Backup Storage		40,000					40,000	
Security System Hardware Upgrades		10,000					10,000	
Network Security Monitoring		20,000					20,000	
Total							118,500	(118,500)
Water Infrastructure Project - Clean Water State Revolving Fund								
Closed Landfill Program		2,750,000					2,750,000	
Total							2,750,000	
Broadband Infrastructure Partnership Program								
Grants with Partnerships with Cities and Townships	100,000	500,000	500,000	500,000			1,600,000	
Total							1,600,000	
Digitizing County Proceedings								
Board Meeting Minutes	50,000	50,000					100,000	
Parcel Split Information	50,000	50,000					100,000	
Total							200,000	

SHERIFF'S EMERGENCY MANAGEMENT - COMMUNICATIONS								
Civil/Patrol								
25 Portable Radios			136,530				136,530	
20 Mobile Radios			107,000				107,000	
Secure Mobile Radio			7,500				7,500	
20 Portable Radios				110,850			110,850	
21 Mobile Radios				110,250			110,250	
Optimizer for Radios				30,000			30,000	
Total							502,130	(502,130)
County-wide Communications Infrastructure								
Aspen Microwave			61,300				61,300	
6 Consolettes			48,000				48,000	
Paging Quantar: Sandhill			14,000				14,000	
Radio Site Security Enhancement			11,500				11,500	
Cannon Falls Tank Reconditioning			50,000				50,000	
Access Control to Towers			4,000				4,000	
Cannon Falls Microwave				54,410			54,410	
Pine Island Tower HVAC Units 1 & 2				20,450			20,450	
2 Concolettes				16,000			16,000	
1 Consolette				8,000			8,000	
Sandhill Microwave					51,785		51,785	
Motorola PTP 600 Microwave (LEC)					19,230		19,230	
Pine Island DC Plan Replacement					17,530		17,530	
Cannon Falls Tower HVAC Units 1 & 2					21,130		21,130	
Cannon Falls DC Plant Replacement					16,905		16,905	
Aspen DC Plant Replacement					15,885		15,885	
Aspen Tower HVAC Units 1 & 2					19,285		19,285	
Total							449,410	(449,410)
Adult Detention Center								
13 Portable Radios			37,000				37,000	
ADC Bidirectional Antenna System			28,300				28,300	
Total							65,300	(65,300)
Dispatch								
Remote 911 Phone Consoles	52,000						52,000	
Total							52,000	(52,000)
Emergency Services								
Paging Quantar: Aspen			14,000				14,000	
Total							14,000	(14,000)

FACILITY MAINTENANCE								
Government Center								
HVAC Roof Top Unit Replacement		116,000					116,000	
HVAC Liebert A/C Unit 1 & 2 Replacement		20,000					20,000	
HVAC Boardroom Ductwork Mods		45,000					45,000	
HVAC Liebert A/C Unit 1 & 2 Replacement			88,174				88,174	
HVAC Boardroom Ductowrk Mods			10,373				10,373	
Total							279,547	new
Sheriff's Building								
Chiller Capacitor Banks & Reliefs		16,500					16,500	
Master Control & Dispatch A/C Replacement			62,241				62,241	
Total							78,741	new
FINANCE AND TAXPAYER SERVICES								
Elections								
Election Poll Pads for all precincts	220,000						220,000	new
HEALTH AND HUMAN SERVICES								
Mental Health Expansion								
Early Intervention/Crisis Mental Health Worker		80,000	80,000	80,000			240,000	
Grants and Projects administered by Child and Family Collaborative		125,000	125,000	125,000			375,000	
Projects administered by Mental Health Coalition		50,000	50,000	50,000			150,000	
Increased promotion and marketing of current programs such as Family Home Visiting, Mobile Crisis, SERCC		50,000	50,000	50,000			150,000	
Total							915,000	
COVID Booster Clinics		25,000	25,000	25,000			75,000	(75,000)
BUSINESS AND NON-PROFIT ASSISTANCE								
Relief Assistance								
Small Business Economic Assistance		50,000	50,000	50,000			150,000	
Daycare Start-up Projects Grants with Cities and Twps.	25,000	50,000	50,000	50,000			175,000	
Aid to Nonprofit Organizations through the United Way		25,000	25,000	25,000			75,000	
Aid to Nonprofit organization - YMCA Business Resiliency	20,000						20,000	
Total							420,000	
HOUSING ASSISTANCE								
Relief Assistance								
Landlord/Housing Assistance Programs	25,000	25,000					50,000	
New Housing Development Programs	40,000	200,000	200,000	200,000			640,000	
Total							690,000	
-								
Totals	\$ 1,312,986	\$ 5,430,630	\$ 2,141,848	\$ 1,729,378	\$ -	\$ -	\$ 10,614,842	\$ (1,613,840)

Goodhue County
American Rescue Plan Budget
11/2/2021

Expenditure Categories	Updated Budget
1: Public Health	
1.1 COVID-19 Vaccination	\$ -
1.2 COVID-19 Testing	-
1.3 COVID-19 Contact Tracing	-
1.4 Prevention in Congregate Settings (Nursing Homes, Jails, Dense Work Sites, Schools, etc.)	778,288
1.5 Personal Protective Equipment	-
1.6 Medical Expenses	-
1.7 Capital Investments or Physical Plant Changes to Public Facilities that respond to the COVID-19 public health emergency	-
1.8 Other COVID-19 Public Health Expenses (including Communications, Enforcement, Isolation/Quarantine)	525,000
1.9 Payroll Costs for Public Health, Safety, and Other Public Sector Staff Responding to COVID-19	388,728
1.10 Mental Health Services	765,000
1.11 Substance Use Services	-
1.12 Other Public Health Services	-
2: Negative Economic Impacts	
2.1 Household Assistance: Food Programs	-
2.2 Household Assistance: Rent, Mortgage, and Utility Aid	50,000
2.3 Household Assistance: Cash Transfers	-
2.4 Household Assistance: Internet Access Programs	-
2.5 Household Assistance: Eviction Prevention	-
2.6 Unemployment Benefits	-
2.7 Job Training Assistance	-
2.8 Contributions to UI Trust Funds	-
2.9 Small Business Economic Assistance	150,000
2.10 Aid to Nonprofit Organizations	95,000
2.11 Aid to Tourism, Travel, or Hospitality	-
2.12 Aid to Other Impacted Industries	-
2.13 Other Economic Support	-
2.14 Rehiring Public Sector Staff	-
3: Services to Disproportionately impacted Communities	
3.1 Education Assistance: Early Learning	-
3.2 Education Assistance: Aid to High-Poverty Districts	-
3.3 Education Assistance: Academic Services	-
3.4 Education Assistance: Social, Emotional, and Mental Health Services	-
3.5 Education Assistance: Other	-
3.6 Healthy Childhood Environments: Child Care	175,000
3.7 Healthy Childhood Environments: Home Visiting	-
3.8 Healthy Childhood Environments: Services to Foster Youth or Families Involved in Child Welfare System	-
3.9 Healthy Childhood Environments: Other	-
3.10 Housing Support: Affordable Housing	640,000
3.11 Housing Support: Services for Unhoused Persons	-
3.12 Housing Support: Other Housing Assistance	-
3.13 Social Determinants of Health: Other	-
3.14 Social Determinants of Health: Community Health Workers or Benefits Navigators	-
3.15 Social Determinants of Health: Lead Remediation	-
3.16 Social Determinants of Health: Community Violence Interventions	-

4: Premium Pay

4.1	Public Sector Employees	-
4.2	Private Sector: Grants to Other Employers	-

5: Infrastructure

5.1	Clean Water: Centralized Wastewater Treatment	-
5.2	Clean Water: Centralized Wastewater Collection and Conveyance	-
5.3	Clean Water: Decentralized Wastewater	-
5.4	Clean Water: Combined Sewer Overflows	-
5.5	Clean Water: Other Sewer Infrastructure	-
5.6	Clean Water: Stormwater	-
5.7	Clean Water: Energy Conservation	-
5.8	Clean Water: Centralized Water Conservation	-
5.9	Clean Water: Nonpoint Source	2,750,000
5.10	Drinking Water: Treatment	-
5.11	Drinking Water: Transmission & Distribution	-
5.12	Drinking Water: Transmission & Distribution: Lead Remediation	-
5.13	Drinking Water: Source	-
5.14	Drinking Water: Storage	-
5.15	Drinking Water: Other Water Infrastructure	-
5.16	Broadband: "Last Mile" projects	1,600,000
5.17	Broadband: Other projects	-

6: Revenue Replacement

6.1	Provision of Government Services	-
-----	----------------------------------	---

7: Administrative

7.1	Administrative Expenses	675,000
7.2	Evaluation and Data Analysis	-
7.3	Transfers to Other Units of Government	-
7.4	Transfers to Non-entitlement Units (States and Territories only)	-

Unknown

	<i>Radios and Communications Infrastructure</i>	408,986
--	---	---------

Total Expenditures

	\$	9,001,002
--	-----------	------------------



Goodhue County

Broadband Infrastructure Partnership Program

I. Purpose

Through the use of funds allocated from the American Rescue Plan Act (ARPA) this Program is established to encourage and assist in financing broadband projects across the county. These projects should be designed to serve unserved or underserved households and businesses. As defined by the [MN Office of Broadband Development](#), *“An unserved area is an area of Minnesota in which households or businesses lack access to wire-line broadband service at speeds that meet the FCC threshold of 25 megabits per second download and 3 megabits per second upload. An underserved area is an area of Minnesota in which households or businesses do receive service at or above the FCC threshold but lack access to wire-line broadband service at speeds 100 megabits per second download and 20 megabits per second upload.”*

II. Program Guidelines

- a. Funds will be used from American Rescue Plan Act.
- b. Funds are limited and are First Come, First Serve
- c. In accordance with the ARPA, funds must be Obligated by 2024 and spent by 2026.
- d. Any project must be completed within proposed timeline to ensure payment.
- e. Goodhue County encourages cost participation with provider and taxing jurisdiction.
- f. Preference will be given to those providers/projects that have relationships with a taxing jurisdiction
- g. Project must meet the definition of the guidelines as outlined by the US Treasury (Outline speed requirements, [Interim Final Rule – pg. 7](#))
 - i. Projects must also be designed to serve unserved or underserved households and businesses, defined as those that are not currently served by a wireline connection
 - ii. Reliably meet or exceed symmetrical 100 Mbps download speed and upload speeds; or
 - iii. In cases where it is not practicable, because of the excessive cost of the project or geography or topography of the area to be served by the Project:
 1. Reliability meet or exceed 100 Mbps download speed and between at least 20 Mbps and 100 Mbps upload speed; and
 2. Be scalable to a minimum of 100 Mbps download speed and 100 Mbps upload speed.

III. Project Submittal/Approval

- a. Project must be submitted by a provider or developer via the linked form. (Goodhue County Form)
- b. Goodhue County will make every effort to respond to the project proposal within 30 days of submission.
- c. County staff, via a Committee structure, will review the proposed Project and work to ensure all elements have been properly addressed.
- d. Consideration for approval of each project will be rated on the following criteria (a more detailed breakdown of criteria is included in the application materials:
 - i. Anticipated Broadband Improvements
 - ii. Community Participation
 - iii. Project Readiness
 - iv. Project Sustainability
 - v. Economic Development & Community Impact Review
 - vi. Broadband Adoption Assistance
 - vii. Partnership Funding Request Amount
 1. Not required for an application to be review but a project may receive more points with this included.
- e. County staff will then review the Project and work with the recipient to ensure all elements have been properly addressed.
- f. Once staff feels the project is ready, the recipient will review notice of the proposals advancement and the proposal will go before the County Board for consideration of approval.
 - i. County Board has final determination based on the Staff's recommendation.
- g. If approved, the County Board must approve an Agreement with the Provider or Developer.
- h. Applications can begin to be submitted on November 1st, 2021.
- i. An initial review of applications will begin on November 31st, 2021 but the County will continue to review applications after if all funding is not already allocated,

IV. Payment for Project

- a. Following the completion of the Project, an invoice must be submitted to Goodhue County by the provider or developer.
- b. Payment for the Project will be made by Goodhue County after the Project has been completed.
- c. Payment through Goodhue County may take up to 30 days to process.

2021 Goodhue County Broadband Partnership Program Application

Estimated \$XXXXXXXX is available

Application period opens: November 3rd, 2021

Initial Review: November 31st, 2021

✓ Prepare your application

- Read this entire application document carefully
- Complete project analysis and gather all documentation
- Follow the format templates to complete the project cover sheet and application body
- Attach and label all application appendices correctly

✓ Submit your application

- Submit the complete application package at any time during the open application period – package must include one electronic copy in Microsoft Word format on a USB drive
- Applications that arrive after all available funds for the FY have been dedicated, will not be accepted for this years program
- Applications may be delivered by mail, courier service – not by electronic submission – at:

John Smith
Information Technology Department
509 W 5th Street
Red Wing, MN 55066

TABLE OF CONTENTS

1.0	Broadband Program: General Information and 2020 Specifics	Page
	Introduction.....	4
	Funding Availability for 2021.....	4
	Eligible Applicants.....	4
	Eligible Project Areas.....	4
	Eligible Program Costs.....	4
	Matching Funds Requirement.....	5
	Application Filing Window for 2020.....	5
2.0	Preparing an Application	
	Application Organizational Format.....	6
	Cover Sheet Instructions.....	7
	Executive Summary Instructions.....	9
	Part I – Key Project Data Instructions.....	10
	Part II – Broadband Improvements: Unserved/Underserved Instructions.....	12
	Part III – Project Funding Request and Community Participation Instructions.....	14
	Part IV – Project Readiness Instructions.....	15
	Part V – Project Sustainability Instructions.....	19
	Part VI – Payment Information Instructions.....	20
	Part VII – Economic Development and Community Impact Instructions.....	21
	Part VIII – Broadband Adoption Assistance Instructions.....	22
	Part IX – Applicant Affidavit Instructions.....	23
	Part X – Pre-Application Outreach Requirement Instructions.....	26
	Cover Sheet Template.....	30
	Application Main Body Template.....	32
3.0	Submitting the Application	
	Filing Review.....	37
	Application Format Details.....	37
	Submittal Address.....	37
	Submittal Confirmation.....	37
4.0	Application Selection and Award Process	
	2021 Selection Criteria and Scoring Categories.....	38
5.0	Appendix I	
	Project Financial Pro Forma Template.....	41

2021 BROADBAND PARTNERSHIP APPLICATION SELECTION AND AWARD PROCESS

Introduction to Scoring and Award Process

Goodhue County will give partnerships to projects that provide the highest return in public benefits for the public costs incurred and that meet all of the statutory requirements. To evaluate the applications for public benefits with respect to the costs incurred, the law specifies certain priorities that Goodhue County must consider.

To fulfill this requirement of reviewing applications in an objective and fair manner, applications will be reviewed and evaluated by a team composed by Goodhue County. This team will use the following criteria and associated point values to assist in systematically scoring and awarding funds. These criteria reflect information provided in response to this application's questions. To ensure that your application receives the best possible score, please be sure to provide complete and comprehensive responses to all information requested in the application.

2021 Selection Criteria and Partnership Scoring Categories

- **110 points possible w/out secondary funding source**
 - **120 points possible w/secondary funding source**
-

Anticipated Broadband Improvements: *0 to 20 points possible*

Unserved or underserved total passings potentially served by project:

- Anticipated improvements in broadband speed offerings from pre-existing broadband service levels to proposed service levels – project must reach or exceed state speed goals (speed now vs. speed after)
- Number of total passings potentially served (# of passings)
 - Total passings include households, businesses, farms, and community anchor institutions
- Highest scores are awarded for largest broadband speed improvements
- If project includes both unserved and underserved passings, each will be scored separately, and the resultant scores averaged

Anticipated Broadband Improvements Scoring Table

# of Passings	Speed Now:	0/0	≤10/1	0/0	≤10/1	25/3	0/0	≤25/3	<100/20
	Speed After Build:	25/3	25/3	100/20	100/20	100/20	1G/1G	1G/1G	1G/1G
0-50	Points Awarded:	14	10	16	14	12	18	15	13
51-499		15	11	17	15	13	19	16	14
500+		16	12	18	16	14	20	17	15

Community Participation: 0 to 15 points possible

Additional scoring points will be awarded for the following:

- Verified financial commitment to the project from any qualified community partner(s) [Community partner may be any public, non-profit, or philanthropic entity – this would include a township, city, tribal entity, or community coalition]
- Projects that propose to serve or partially serve federally recognized tribal lands, and the associated tribal entity has provided application documentation of project support
- Project applications that provide substantive evidence of community support for the project

Project Readiness: 0 to 25 points possible

Applicant has concretely demonstrated a comprehensive knowledge of – and detailed preparation for – the proposed project. Applicant has provided evidence of being fully prepared to build, implement, and operate the project:

- All budget material is provided in detailed, yet clearly understandable manner, sources and uses of funds is realistic, all project eligible elements are included, all funding partners are secured
- Other broadband infrastructure requirements are included – certified engineering design and diagrams, documentation of scalable equipment, and all preconstruction requirements are identified and included in the project schedule
- Project implementation requirements are provided – proposed speed tiers and service pricing, 5 year service commitment, and proposed marketing strategies
- Complete project schedule and financial requirements are provided

Project Sustainability: 0 to 25 points possible

Applicant has demonstrated strong internal capacity to effectively support and sustain its broadband infrastructure proposal:

- Demonstration of technical expertise – specific prior experience in providing broadband services
- Organizational support evidence provided – extent of organization and how organizational strength will sustain broadband service delivery and maintenance
- Financial statements provided – most current year's audited financial statements, and supporting documentation where applicable, to demonstrate overall financial viability

Economic Development & Community Impact Review: 0 to 15 points possible

Applicant has demonstrated the economic development and community enhancement potential of the proposed project:

- Applicant has identified businesses, farms and agricultural use customers, community anchor institutions, and educational facilities in the proposed project area

- For businesses, farms and agricultural use customers, Applicant has identified how improved broadband speeds and coverage will enable the project area to become and/or remain competitively viable
- For community anchor institutions, Applicant has identified how improved broadband deployment will be incorporated into specific community programs
- For educational locations, Applicant has identified the proposed impact on e-learning
- For health and public safety locations, Applicant has identified the proposed impact on telemedicine
- If project area in an economically distressed area, Application has demonstrated that the proposed project area has unemployment, poverty or population loss levels significantly greater than statewide average (Application may reference median household income or percent of students eligible for free or reduced school lunches for proposed project area)

Broadband Adoption Assistance: *0 to 10 points possible*

Additional scoring points will be awarded for the following:

- Are broadband adoption activities planned for project?
- Will technical support or training on broadband be offered?
- Is there – or will there be – a low-income broadband assistance program offering?

***Use if and only if the application provides a secondary funding source**

Partnership Funding Request Amount: *0 to 10 points possible*

Percent of partnership request compared to total eligible project costs:

- Applicant matching funds of 55% or more will result in a higher application score for this category
- Any funding partner contributions are included in Applicant matching funds for points

Partnership Funding Request Amount Scoring Table

Percent of eligible project costs requested	Points
30% or less	10
31 to 35%	8
36 to 40%	5
41 to 45%	3
46 to 50%	0

**GOODHUE COUNTY
BROADBAND DEVELOPMENT AGREEMENT**

THIS AGREEMENT (the “Agreement”) is made and entered into this _____ day of _____, 2021 (the “Effective Date”) by and between the County of Goodhue, (the “County”), 509 W Fifth St. Red Wing, Minnesota 55066, and _____ (PROVIDER INFO).

RECITALS

The County has pledged \$ _____ (DOLLAR AMOUNT) towards the construction of a fiber network to deliver broadband services in a portion of _____ (TOWNSHIP/AREA) (the “Project”).

The County have determined that _____ (PROVIDER) is qualified and able to ensure timely and successful competition of the Project;

In consideration of the mutual covenants and understandings contained herein, the parties agree as follows:

1. **Project Scope.** _____ (PROVIDER) shall perform all services and provide all staffing, equipment and materials, funding and other resources necessary to design, permit, make purchases for, construct and/or install the Project as set forth in Exhibit A. _____ (PROVIDER) shall pay for all costs and expenses necessary to complete the Project, subject to reimbursement from the County provided in this Agreement.

In accordance with the US Treasury’s Interim Final Rule, _____ (PROVIDER) ensures that the Project is designed to, upon completion:

- (i) Reliably meet or exceed symmetrical 100 Mbps download speed and upload speeds; or
- (ii) In cases where it is not practicable, because of the excessive cost of the project or geography or topography of the area to be served by the Project:
 - a. Reliably met or exceed 100 Mbps download speed and between at least 20 Mbps and 100 Mbps upload speed; and
 - b. Be scalable to a minimum of 100 Mbps download speed and 100 Mbps upload speed.

2. **Project Timing.** _____ (PROVIDER) shall obtain all approvals for, and shall execute the Project, so that within 18 months after the Effective Date, the Project shall be completed; provided, however, that said timeframe may be extended by mutual written agreement of the parties.

3. **Fee Schedule.** County shall reimburse _____ (PROVIDER) as set forth in Exhibit B, as follows:

3.1 **Contingencies.** _____ (PROVIDER) shall resolve all project contingencies prior to invoicing for any reimbursements.

3.2 **Written Requests.** _____ (PROVIDER) shall submit to the County written requests for reimbursement pursuant to this Agreement. Reimbursement may be requested when facility construction is completed.

3.3 **Reimbursement Timing.** The County shall issue full reimbursement to _____ (PROVIDER) within thirty (30) days of receiving reimbursement request.